



## World Health Organization – Regional Office for Eastern Mediterranean

## AFP SURVEILLANCE

26-Nov-12

Week 47, ending 25 November 2012

Number 738

Table 1: Acute Flaccid Paralysis (AFP) cases by week of onset

Country	Reported AFP cases by week of onset - Week (47/12) / Ending on : (25/11/12)														
	Total AFP 2010	Total AFP 2011	Total AFP to date, 2012	W 36 09 Sep 12	W 37 16 Sep 12	W 38 23 Sep 12	W 39 30 Sep 12	W 40 07 Oct 12	W 41 14 Oct 12	W 42 21 Oct 12	W 43 28 Oct 12	W 44 04 Nov 12	W 45 11 Nov 12	W 46 18 Nov 12	W 47 25 Nov 12
Afghanistan	1572	1831	1628	34	53	32	33	40	40	26	23	33	23	20	1
Bahrain	10	10	13	0	0	0	0	0	1	0	0	0	0	0	0
Djibouti	3	6	6	0	1	0	0	0	0	0	1	0	0	0	0
Egypt	1151	1023	894	19	20	23	22	20	12	14	14	12	22	20	1
Iran	622	603	589	13	9	10	9	12	17	10	7	12	11	0	
Iraq	489	530	405	5	13	4	9	7	8	4	4	6	8	3	0
Jordan ****	40	30	25	0	0	0	1	0	0	0	0	0	2	0	0
Kuwait	24	38	30	1	0	0	1	1	0	0	2	0	1	0	0
Lebanon ****	19	22	23	0	0	0	0	0	0	0	0	0	1	0	0
Libya	46	35	32	1	0	0	0	0	0	1	0	0	1	1	
Morocco	100	76	63	0	1	0	1	0	0	0	5	2	2	0	
Oman	33	39	29	0	0	2	0	3	0	1	1	0	2	0	0
Pakistan	5393	5762	4218	97	113	96	89	95	104	73	62	60	42	16	
Palestine ****	15	17	19	0	0	0	2	0	0	1	0	0	1	0	0
Qatar	5	6	12	0	0	1	0	0	0	0	0	0	0	0	0
Saudi Arabia	239	213	194	5	4	1	3	3	3	3	6	2	3	3	0
Somalia	164	172	130	2	1	2	5	6	4	2	3	1	5	2	
Sudan	408	362	343	2	6	7	9	6	6	5	7	6	3	3	0
South Sudan	310	341	281	7	6	8	4	6	6	5	8	2	2	0	
Syria ****	194	168	96	1	3	1	0	3	3	1	0	1	1	0	0
Tunisia	57	47	54	1	0	0	1	0	5	1	0	0			
U.A.E	18	25	39	2	0	1	0	1	1	2	0	1	0	1	1
Yemen	426	386	415	13	12	19	11	11	3	12	2	3	5	0	0
<b>Total EMR</b>	<b>11338</b>	<b>11742</b>	<b>9538</b>	<b>203</b>	<b>242</b>	<b>207</b>	<b>200</b>	<b>214</b>	<b>213</b>	<b>161</b>	<b>145</b>	<b>141</b>	<b>135</b>	<b>69</b>	<b>3</b>

No data = No report received

Table 2: Confirmed polio cases by month of onset

Country	Total year 2010	Total year 2011	25/11		Confirmed polio cases by month of onset											
			2011	2012	December 2011	January 2012	February 2012	March 2012	April 2012	May 2012	June 2012	July 2012	August 2012	September 2012	October 2012	November 2012
Afghanistan	25	80	67	31	10	4	1	1	0	4	3	4	2	7	4	1
Bahrain	0	0	0	0	0	0	0	0	0	0	0	0	0	0	0	0
Djibouti	0	0	0	0	0	0	0	0	0	0	0	0	0	0	0	0
Egypt	0	0	0	0	0	0	0	0	0	0	0	0	0	0	0	0
Iran	0	0	0	0	0	0	0	0	0	0	0	0	0	0	0	0
Iraq	0	0	0	0	0	0	0	0	0	0	0	0	0	0	0	0
Jordan ****	0	0	0	0	0	0	0	0	0	0	0	0	0	0	0	0
Kuwait	0	0	0	0	0	0	0	0	0	0	0	0	0	0	0	0
Lebanon ****	0	0	0	0	0	0	0	0	0	0	0	0	0	0	0	0
Libya	0	0	0	0	0	0	0	0	0	0	0	0	0	0	0	0
Morocco	0	0	0	0	0	0	0	0	0	0	0	0	0	0	0	0
Oman	0	0	0	0	0	0	0	0	0	0	0	0	0	0	0	0
Pakistan	144	198	175	56	21	11	3	1	1	6	2	5	9	8	8	2
Palestine ****	0	0	0	0	0	0	0	0	0	0	0	0	0	0	0	0
Qatar	0	0	0	0	0	0	0	0	0	0	0	0	0	0	0	0
Saudi Arabia	0	0	0	0	0	0	0	0	0	0	0	0	0	0	0	0
Somalia	0	0	0	0	0	0	0	0	0	0	0	0	0	0	0	0
Sudan	0	0	0	0	0	0	0	0	0	0	0	0	0	0	0	0
South Sudan	0	0	0	0	0	0	0	0	0	0	0	0	0	0	0	0
Syria ****	0	0	0	0	0	0	0	0	0	0	0	0	0	0	0	0
Tunisia	0	0	0	0	0	0	0	0	0	0	0	0	0	0	0	0
U.A.E	0	0	0	0	0	0	0	0	0	0	0	0	0	0	0	0
Yemen	0	0	0	0	0	0	0	0	0	0	0	0	0	0	0	0
<b>Total EMR</b>	<b>169</b>	<b>278</b>	<b>242</b>	<b>87</b>	<b>31</b>	<b>15</b>	<b>4</b>	<b>2</b>	<b>1</b>	<b>10</b>	<b>5</b>	<b>9</b>	<b>11</b>	<b>15</b>	<b>12</b>	<b>3</b>

\*\*\*\* UNRWA cases are included with those of country of residence



Table 3: Investigation of AFP cases with paralysis onset in 2011 & 2012 up to Week (47/12) / Ending on : (25/11/12)

COUNTRY	2011												2012												Latest line List Date				
	AFP										Specimen		Wild cases ****		AFP											Specimen		Wild cases ****	
	Total AFP cases onset 2011	Case classification					Non polio AFP rate **	AFP cases pending classification > 90 days from onset of paralysis	AFP cases pending classification and lab > 90 days from onset of paralysis	% with *** adequate specimens	Wild P1 Poliovirus	Wild P3 Poliovirus	Total AFP cases onset 2012	Case classification					Annualized Non polio AFP rate **	AFP cases pending classification > 90 days from onset of paralysis	AFP cases pending classification and lab > 90 days from onset of paralysis	% with *** adequate specimens	Wild P1 Poliovirus	Wild P3 Poliovirus					
		Total Confirmed Polio Cases *	Polio Compatible	Pending Classification	Discarded (non polio AFP)	VDPV								Total Confirmed Polio Cases *	Polio Compatible	Pending Classification	Discarded (non polio AFP)	VDPV											
Afghanistan	1831	80	13	0	1737	1	10.0	0	0	92.1	80	0	1628	31	4	88	1505	1	10.1	1	0	92.1	31	0	25/11/2012				
Bahrain	10	0	0	0	10	0	3.8	0	0	90.0	0	0	13	0	0	1	12	0	5.3	0	0	92.3	0	0	18/11/2012				
Djibouti	6	0	0	0	6	0	2.1	0	0	66.7	0	0	6	0	0	3	3	0	2.2	1	0	66.7	0	0	25/11/2012				
Egypt	1023	0	0	0	1022	1	3.3	0	0	92.6	0	0	894	0	0	70	824	0	3.1	0	0	90.5	0	0	22/11/2012				
Iran	603	0	0	0	601	2	3.1	0	0	91.4	0	0	589	0	0	32	556	2	3.4	4	0	93.2	0	0	18/11/2012				
Iraq	530	0	0	0	530	0	3.7	0	0	89.2	0	0	405	0	0	50	355	0	3.1	13	9	89.1	0	0	25/11/2012				
Jordan	30	0	0	0	30	0	1.3	0	0	96.7	0	0	25	0	0	3	22	0	1.2	0	0	88.0	0	0	25/11/2012				
Kuwait	38	0	0	0	38	0	5.1	0	0	92.1	0	0	30	0	0	2	28	0	4.4	0	0	86.7	0	0	25/11/2012				
Lebanon	22	0	0	0	22	0	2.0	0	0	45.5	0	0	23	0	0	5	18	0	2.1	4	0	47.8	0	0	25/11/2012				
Libya	35	0	0	0	35	0	1.7	0	0	100.0	0	0	32	0	0	3	29	0	1.7	0	0	96.9	0	0	24/11/2012				
Morocco	76	0	0	0	76	0	0.8	0	0	80.3	0	0	63	0	0	21	42	0	0.7	10	1	81.0	0	0	23/11/3012				
Oman	39	0	0	0	39	0	5.1	0	0	97.4	0	0	29	0	0	3	26	0	4.1	0	0	100.0	0	0	25/11/2012				
Pakistan	5762	198	31	0	5533	0	7.3	0	0	87.5	196	2	4218	56	1	330	3824	5	6.0	117	6	89.3	54 #	3 #	24/11/2012				
Palestine	17	0	0	0	17	0	1.1	0	0	100.0	0	0	19	0	0	4	15	0	1.2	0	0	94.7	0	0	25/11/2012				
Qatar	6	0	0	0	6	0	2.6	0	0	83.3	0	0	12	0	0	1	11	0	5.7	1	0	91.7	0	0	25/11/2012				
Saudi Arabia	213	0	0	0	213	0	2.5	0	0	99.1	0	0	194	0	0	28	166	0	2.4	0	0	95.4	0	0	25/11/2012				
Somalia	172	0	1	0	162	9	3.4	0	0	98.3	0	0	130	0	2	10	117	1	2.8	0	0	97.7	0	0	23/11/2012				
Sudan	362	0	0	0	362	0	2.4	0	0	96.7	0	0	343	0	0	13	329	1	2.5	0	0	96.8	0	0	25/11/2012				
South Sudan	341	0	0	0	340	1	4.5	0	0	93.3	0	0	281	0	0	19	261	1	3.8	3	0	94.3	0	0	23/11/2012				
Syria	168	0	0	0	168	0	1.7	0	0	93.5	0	0	96	0	0	6	90	0	1.1	3	0	86.5	0	0	25/11/2012				
Tunisia	47	0	0	0	47	0	1.8	0	0	93.6	0	0	54	0	0	2	52	0	2.3	1	0	77.8	0	0	09/11/2012				
U.A.E	25	0	0	0	25	0	2.5	0	0	100.0	0	0	39	0	0	3	36	0	4.3	0	0	100.0	0	0	25/11/2012				
Yemen	386	0	0	0	376	10	3.5	0	0	91.5	0	0	415	0	0	67	346	3	3.9	5	0	93.5	0	0	25/11/2012				
EMR	11742	278	45	0	11395	24	4.8	0	0	90.0	276	2	9538	87	7	764	8667	14	4.3	163	16	90.8	85	3					
2010	11338	169	31	0	11129	10	4.6	0	0	90.9	137	32																	

\* Confirmed polio cases refer to wild isolation from AFP cases or from contacts of negative index AFP cases

\*\* Non-polio AFP per 100,000 children <15 years

\*\*\* Adequate here refers to two stool specimens collected at least 24 hours apart, within 14 days of paralysis onset

\*\*\*\* AFP cases co infected with P1 and P3 are counted separately as wild isolates

# One AFP case in Pakistan had co infection P1 & P3 from 2 contacts P1 & P3



Table 4: Investigation of contacts of AFP cases with paralysis onset in 2012 up to Week (47/12) / Ending on : (25/11/12)

Country	No. of AFP cases	No. of eligible AFP cases for contact sampling*	% of eligible AFP cases with contact samplings	% of eligible AFP cases with 3+ contacts	Total number of Contacts* *	% of contacts under 5 years	% of contacts with specimens collected within 7 days of notification of index	% Contact specimens in lab within 3 days of collection	% Contact specimens positive for NPEV	% Contact specimens positive for Sabin like virus	No. of contacts positive for wild virus	% of wild polio virus isolation from contacts	No. of Contacts positive for VDPVs	No. of -ve index AFP cases identified positive by contact	No. of district identified infected from contacts
Afghanistan	1628	128	85.9	85.2	767	94.0	75.2	30.3	23.5	5.0	2	0.3		2	1
Bahrain	13	1	100.0	0.0	1	0.0	100.0	0.0	0.0	0.0	0	0.0		0	0
Djibouti	6	2	50.0	50.0	9	77.8	100.0	0.0	0.0	50.0	0	0.0		0	0
Egypt	894	91	79.1	79.1	312	79.5	48.7	100.0	22.6	2.3	0	0.0		0	0
Iran	589	40	92.5	80.0	174	77.6	28.7	79.9	2.3	0.6	0	0.0		0	0
Iraq	405	44	75.0	54.5	103	60.2	46.6	68.5	5.4	0.0	0	0.0		0	0
Jordan	25	3	33.3	33.3	61	31.1	95.1	100.0	8.2	3.3	0	0.0		0	0
Kuwait	30	4	100.0	75.0	75	42.7	82.7	100.0	0.0	0.0	0	0.0		0	0
Lebanon	23	12	58.3	33.3	18	11.1	72.2	15.4	15.4	0.0	0	0.0		0	0
Libya	32	1	0.0	0.0	0						0			0	0
Morocco	63	12	50.0	33.3	33	42.4	27.3	96.2	0.0	0.0	0	0.0		0	0
Oman	29	0			93	77.4	96.8	100.0	9.4	1.2	0	0.0		0	0
Pakistan	4218	451	84.3	81.4	1393	91.1	64.2	68.2	27.5	3.4	7	0.5		4	3
Palestine	19	1	0.0	0.0	0						0			0	0
Qatar	12	1	0.0	0.0	0						0			0	0
Saudi Arabia	194	9	77.8	77.8	46	45.7	60.9	68.2	0.0	4.5	0	0.0		0	0
Somalia	130	3	100.0	100.0	382	92.4	99.2	11.7	15.5	4.4	0	0.0		0	0
Sudan	343	11	100.0	100.0	217	79.7	53.9	34.5	12.7	0.5	0	0.0		0	0
South Sudan	281	16	100.0	100.0	804	83.5	91.8	1.2	12.2	0.8	0	0.0		0	0
Syria	96	13	46.2	30.8	24	58.3	25.0	78.3	0.0	0.0	0	0.0		0	0
Tunisia	54	12	66.7	33.3	74	17.6	32.4	50.7	0.0	2.7	0	0.0		0	0
U.A.E.	39	0			0						0			0	0
Yemen	415	27	85.2	77.8	180	61.7	62.8	4.5	15.3	11.5	0	0.0		0	0
<b>Grand Total 2012</b>	<b>9538</b>	<b>882</b>	<b>82.3</b>	<b>77.4</b>	<b>4766</b>	<b>82.6</b>	<b>70.7</b>	<b>46.5</b>	<b>18.5</b>	<b>3.1</b>	<b>9</b>	<b>0.2</b>		<b>6</b>	<b>4</b>
<b>Grand Total 2011</b>	<b>11742</b>	<b>1190</b>	<b>81.6</b>	<b>78.8</b>	<b>6029</b>	<b>85.9</b>	<b>69.8</b>	<b>50.6</b>	<b>18.5</b>	<b>3.8</b>	<b>33</b>	<b>0.6</b>	<b>16</b>	<b>18</b>	<b>9</b>

\* Eligible refers to AFP cases with inadequate stool specimens

\*\* Total number of contacts from eligible AFP cases and from other AFP cases as per with country criteria for contact sampling

Last wild contacts in EMRO, 01/01/2012- 25/11/2012

Year	Country	Data Count of wild contacts	Date of Most Recent stool collection
2012	Pakistan	7	08/10/2012
	Afghanistan	2	09/09/2012
<b>2012 Total</b>		<b>9</b>	<b>08/10/2012</b>



**Table 5: Laboratory investigation of AFP cases with paralysis onset in 2012 up to Week (47/12) / Ending on : (25/11/12)**

Country	Polio laboratories  Sequencing performed by CDC and RIVM laboratories	AFP cases with specimens	Preliminary virus isolation results of AFP cases						Poliovirus intratypic differentiation results #										Indicators				Latest report Date				
			Referred for ITD		NPEV only	Negative	Pending		Type 1			Type 2			Type 3		Discordant pending sequence	NPEV by PCR	Non-EV	Pending ITD	% specimens positive for NPEV*	% AFP cases with culture results within 14 days		% AFP cases with ITD results within 7 days	% AFP cases with ITD results within 45 days of onset**		
			L20B+	L20B+/NPEV			received < / = 14 days	received > 14 days ago	Wild	Sabin	VDPV	Wild	Sabin	VDPV	Wild	Sabin										VDPV	
Afghanistan	RRL Pakistan	1597	110	11	307	1124	44	1	30	34			15			56		3	1			17%	100%	98%	98%	24/11/2012	
Bahrain	PNL Oman	12			1	11																6%	100%		83%	25/11/2012	
Djibouti	NPL Kenya	6				4		2														0%			100%	25/11/2012	
Egypt***	RRL Egypt	874	20	6	163	654	29	2		11			4			7		2	6	3		18%	95%	100%	99%	22/11/2012	
Iran	NPL Iran	602	22		20	545	15			7			2	2		6				10		3%	99%	100%	99%	24/11/2012	
Iraq	RRL Egypt	405	14	1	53	297	13	29					1			1						14%	100%	100%	50%	25/11/2012	
Jordan	RRL Tunisia	25				25																7%	96%			25/11/2012	
Kuwait	RRL Kuwait	33				33																0%	67%		100%	25/11/2012	
Lebanon	RRL Egypt	28			2	26																6%	100%		75%	22/11/2012	
Libya	RRL Tunisia	35			1	32	2															3%	94%		100%	23/11/2012	
Morocco	RRL Tunisia	62			1	57	2	2														1%	97%		98%	23/11/2012	
Oman	NPL Oman	29	1			26	2				1											12%	100%	100%	100%	25/11/2012	
Pakistan	RRL Pakistan	4333	260	28	965	2939	138	3	50	94			52	7	2	112		4	8			21%	99%	99%	97%	24/11/2012	
Palestine & UNRWA		19			3	14	1	1														18%	6%		76%	25/11/2012	
Qatar	NPL Oman	13	1			12														1		0%	100%	100%	100%	25/11/2012	
Saudi Arabia	NPL Oman	196	6		4	173	8	5		1			4			2						2%	96%	100%	86%	24/10/2012	
Somalia	NPL Kenya	129	9		26	84	6	4		3			3	1		6						22%	2%		97%	23/11/2012	
Sudan	RRL Egypt	342	4		39	286	12	1		4			1	1		1		3				12%	93%	100%	100%	25/11/2012	
South Sudan	NPL Kenya	280	6		54	207		14		1			1	1		5						20%	0%		89%	23/11/2012	
Syria	RRL Tunisia	93			3	90																3%	98%			22/11/2012	
Tunisia	RRL Tunisia	55	2		2	49	2						2			1						2%	96%	50%	92%	23/11/2012	
U.A.E	NPL Oman	37				36	1															0%	100%		92%	25/11/2012	
Yemen	RRL Egypt	416	25	5	79	289	15	1		7			12	1		12	2		5			17%	94%	100%	92%	22/11/2012	
<b>Total EMR 2012</b>		<b>9621</b>	<b>480</b>	<b>51</b>	<b>1723</b>	<b>7013</b>	<b>290</b>	<b>65</b>	<b>80</b>	<b>163</b>			<b>97</b>	<b>13</b>	<b>2</b>	<b>209</b>	<b>2</b>	<b>12</b>	<b>20</b>	<b>14</b>		<b>17%</b>	<b>94%</b>	<b>99%</b>	<b>97%</b>		
<b>Total EMR 2011</b>		<b>11586</b>	<b>669</b>	<b>62</b>	<b>2056</b>	<b>8795</b>			<b>258</b>	<b>183</b>	<b>2</b>		<b>109</b>	<b>18</b>	<b>2</b>	<b>222</b>		<b>3</b>	<b>6</b>	<b>37</b>	<b>2</b>		<b>16%</b>	<b>94%</b>	<b>98%</b>	<b>94%</b>	

\* Specimens from all sources including non-AFP cases, excluding environmental samples

\*\* This indicator reflects surveillance and laboratory activities

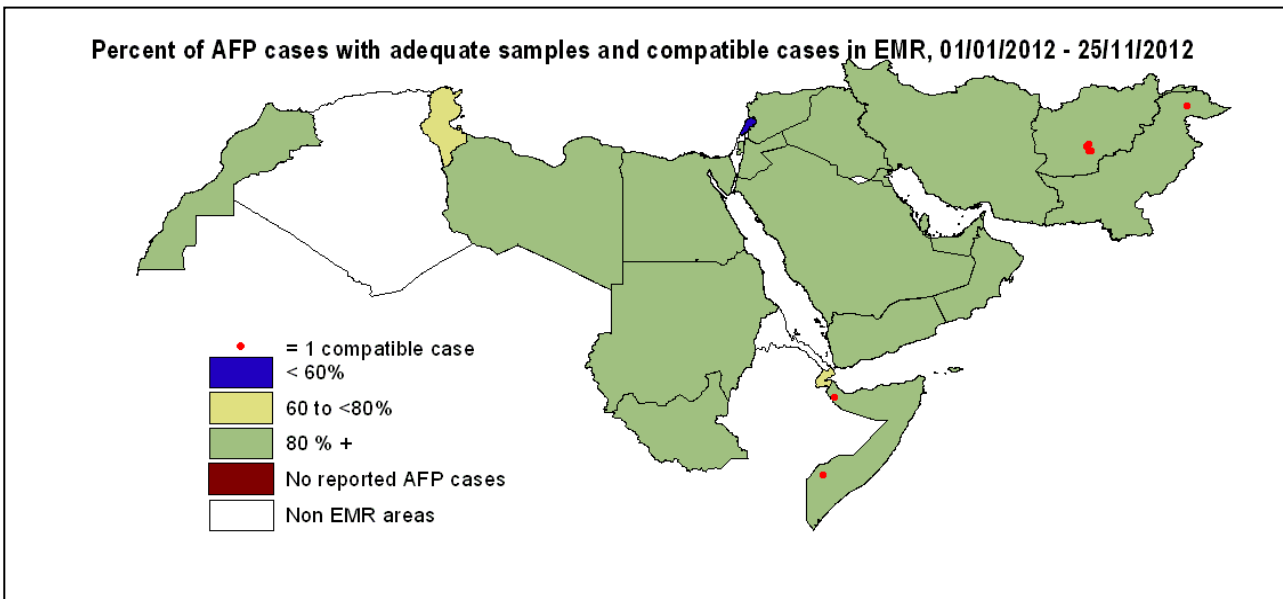
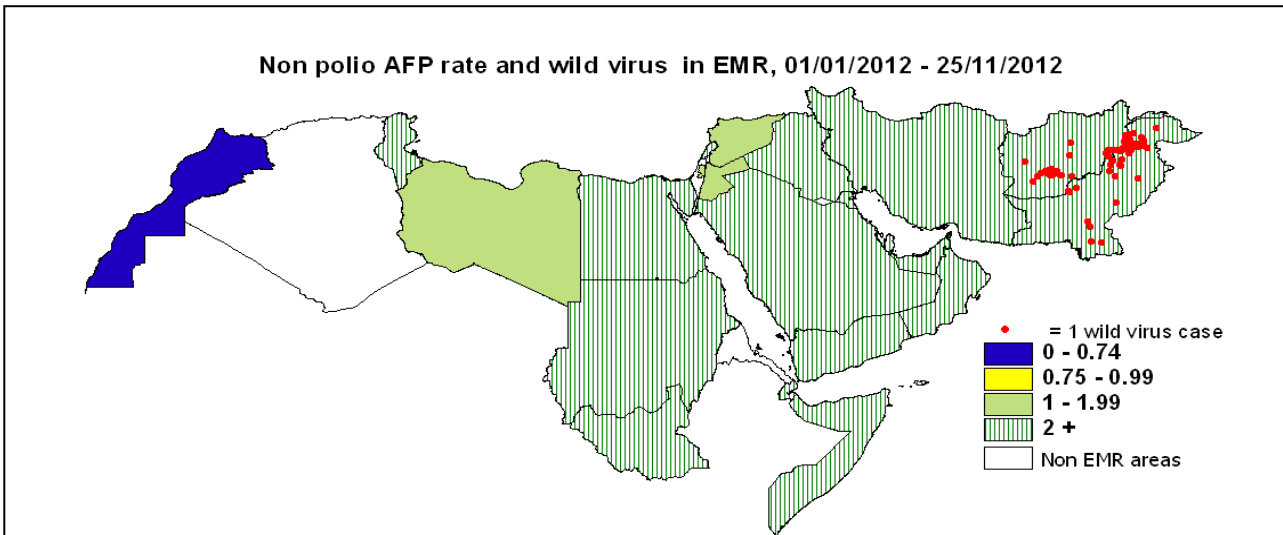
\*\*\* Environmental surveillance initiated in Egypt in September 2000 showed the following:

Year	2000	2001	2002	2003	2004	2005	2006	2007	2008	2009	2010	2011	2012	Grand Total
Negative	52	55	136	299	469	499	492	458	444	481	415	448	330	4578
Pending													33	33
<b>Wild</b>	<b>2</b>	<b>75</b>	<b>26</b>	<b>12</b>	<b>13</b>	<b>2</b>			<b>2</b>		<b>1</b>			<b>133</b>
<b>Grand Total</b>	<b>54</b>	<b>130</b>	<b>162</b>	<b>311</b>	<b>482</b>	<b>501</b>	<b>492</b>	<b>458</b>	<b>446</b>	<b>481</b>	<b>416</b>	<b>448</b>	<b>363</b>	<b>4744</b>

In 2008, out of 446 samples, 2 positive for wild virus in Giza governorate (Al Haram Site) genomic sequence data indicate importation from Ethiopia / South Sudan & Cairo governorate (Al Haggana 2) genomic sequence data indicate nearest importation from India. In 2010, 1 positive sample for wild virus in Aswan governorate (Aswan City) genomic sequence data indicate nearest importation from Sudan.

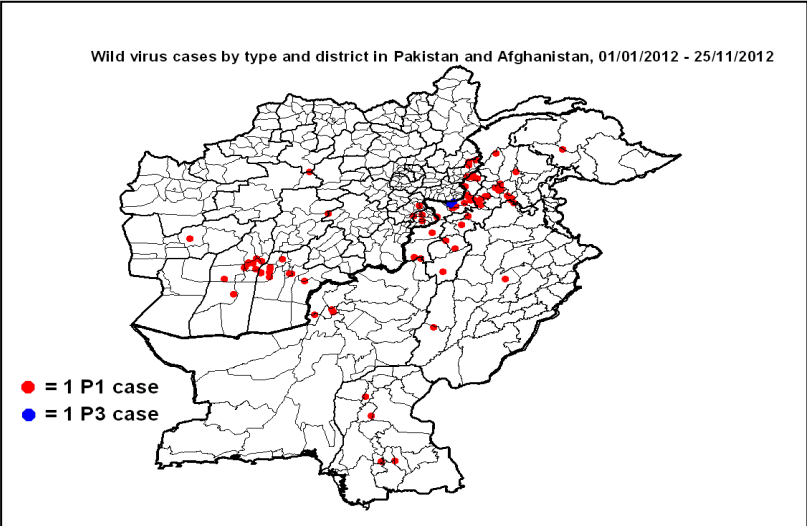
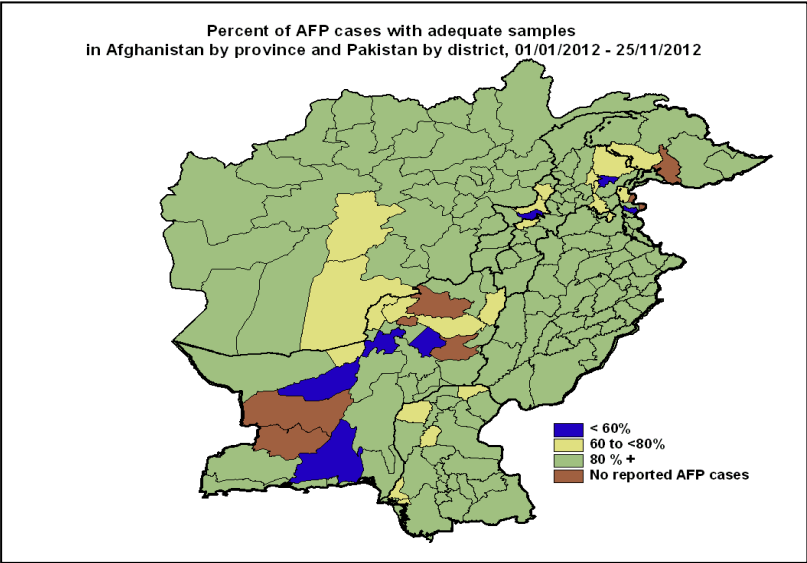
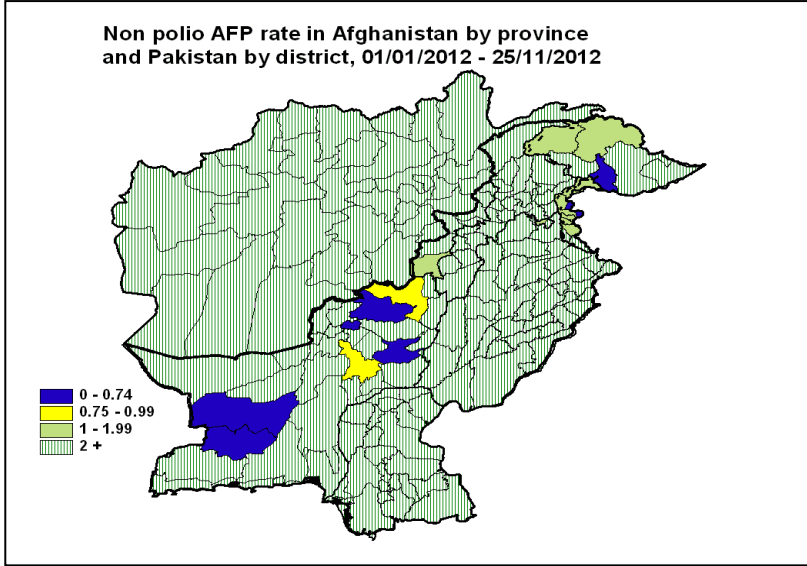
\*\*\*\*Environmental surveillance initiated in Pakistan in August 2009 showed the following:

Status	2009				2010				2011				2012				2012																			
	Khilafdia Town	Khilafdia Town	Khilafdia Town	Khilafdia Town	Khilafdia Town	Khilafdia Town	Khilafdia Town	Khilafdia Town	Khilafdia Town	Khilafdia Town	Khilafdia Town	Khilafdia Town	Khilafdia Town	Khilafdia Town	Khilafdia Town																					
Negative	9	3	5	10	27	10	11	12	27	2	2	4	9	77	8	8	10	17	5	1	4	15	68	10	15	16	13	4	3	20	26	6	3	116		
Pending																																				
Wild	1	8	7	2	18	6	20	12	6	12	5	9	9	79	4	28	14	19	19	11	20	21	136	15	4	17	16	7	2	4	7	4	1	77		
<b>Grand Total</b>	<b>10</b>	<b>11</b>	<b>12</b>	<b>12</b>	<b>45</b>	<b>16</b>	<b>31</b>	<b>24</b>	<b>33</b>	<b>14</b>	<b>7</b>	<b>13</b>	<b>18</b>	<b>156</b>	<b>12</b>	<b>36</b>	<b>24</b>	<b>36</b>	<b>24</b>	<b>12</b>	<b>24</b>	<b>36</b>	<b>204</b>	<b>11</b>	<b>32</b>	<b>22</b>	<b>33</b>	<b>21</b>	<b>10</b>	<b>22</b>	<b>32</b>	<b>14</b>	<b>5</b>	<b>6</b>	<b>208</b>	



**Wild polio cases by country and date of onset of paralysis in EMR, 2012**

Year	COUNTRY	P1			P3			P1P3			Total Count	First Case	Last Case
		Count	First Case	Last Case	Count	First Case	Last Case	Count	First Case	Last Case			
2012	AFG	31	01/01/2012	09/11/2012							31	01/01/2012	09/11/2012
	PAK	53	01/01/2012	10/11/2012	2	19/02/2012	18/04/2012	1	04/01/2012	04/01/2012	56	01/01/2012	10/11/2012
<b>2012 Total</b>		<b>84</b>	<b>01/01/2012</b>	<b>10/11/2012</b>	<b>2</b>	<b>19/02/2012</b>	<b>18/04/2012</b>	<b>1</b>	<b>04/01/2012</b>	<b>04/01/2012</b>	<b>87</b>	<b>01/01/2012</b>	<b>10/11/2012</b>





## World Health Organization – Regional Office for Eastern Mediterranean

## AFP SURVEILLANCE

Week 47, ending 25 November 2012

26-Nov-12

Number 738

## Wild Polio cases by district and date of onset of paralysis, Afghanistan 2012

PROVINCE	DISTRICT	P1		
		Count	First case	Last case
KHOST	MUSA KHEL	1	09/11/2012	09/11/2012
	MANDO ZAYI	1	14/09/2012	14/09/2012
KANDAHAR	KANDAHAR	2	15/01/2012	28/10/2012
	MAYWAND	6	18/05/2012	28/09/2012
	KHAKREZ	1	14/03/2012	14/03/2012
	ARGHISTAN	1	03/01/2012	03/01/2012
HILMAND	NAHRI SARRAJ	6	03/05/2012	21/10/2012
	SANGIN	1	20/07/2012	20/07/2012
	REG (H)	1	28/06/2012	28/06/2012
	NAD ALI	2	01/01/2012	23/01/2012
PAKTYA	CHAMKANI	1	01/10/2012	01/10/2012
	JADRAN	1	15/02/2012	15/02/2012
KUNAR	MARAWARA	1	21/09/2012	21/09/2012
	BAR KUNAR	2	30/06/2012	21/07/2012
	NARI	1	01/07/2012	01/07/2012
URUZGAN	GIZAB	1	17/09/2012	17/09/2012
GHOR	LAL WA SARJANGAL	1	31/08/2012	31/08/2012
FARAH	BALA BULUK	1	02/06/2012	02/06/2012
Grand Total		31	01/01/2012	09/11/2012

Maywand P1 case (AFG/08/12/216) was identified as wild by a positive contact with date of stool collection 08/09/2012  
Lal Wa Sarjangal P1 case (AFG/03/12/216) was identified as wild by a positive contact with date of stool collection 09/09/2012

## Wild Polio cases by district and date of onset of paralysis, Pakistan 2012

PROVINCE	DISTRICT	P1			P3			P1P3			Total Count	First case	Last case
		Count	First case	Last case	Count	First case	Last case	Count	First case	Last case			
FATA	MOHMAND	1	10/11/2012	10/11/2012							1	10/11/2012	10/11/2012
	KHYBER	8	06/01/2012	17/10/2012	2	19/02/2012	18/04/2012	1	04/01/2012	04/01/2012	11	04/01/2012	17/10/2012
	BAJOUR	5	12/07/2012	09/10/2012							5	12/07/2012	09/10/2012
	KURRAM	1	25/09/2012	25/09/2012							1	25/09/2012	25/09/2012
	WAZIR-S	1	13/05/2012	13/05/2012							1	13/05/2012	13/05/2012
	WAZIR-N	1	10/02/2012	10/02/2012							1	10/02/2012	10/02/2012
	KHYBER PAKHTOON	MARDAN	4	21/07/2012	03/11/2012							4	21/07/2012
PESHAWAR		5	10/01/2012	27/10/2012							5	10/01/2012	27/10/2012
SWABI		3	22/08/2012	23/10/2012							3	22/08/2012	23/10/2012
BUNIR		1	14/10/2012	14/10/2012							1	14/10/2012	14/10/2012
TORGHAR		2	09/08/2012	26/09/2012							2	09/08/2012	26/09/2012
DIRUPPER		1	14/09/2012	14/09/2012							1	14/09/2012	14/09/2012
CHARSADA		2	12/07/2012	13/09/2012							2	12/07/2012	13/09/2012
SHANGLA		1	25/08/2012	25/08/2012							1	25/08/2012	25/08/2012
HARIPUR		1	20/08/2012	20/08/2012							1	20/08/2012	20/08/2012
KARAK		1	10/08/2012	10/08/2012							1	10/08/2012	10/08/2012
LAKKIMRWT		2	16/01/2012	19/07/2012							2	16/01/2012	19/07/2012
DIKHAN		1	11/01/2012	11/01/2012							1	11/01/2012	11/01/2012
KOHAT		1	11/01/2012	11/01/2012							1	11/01/2012	11/01/2012
BALOCHISTAN	SHARANI	1	02/10/2012	02/10/2012							1	02/10/2012	02/10/2012
	QUETTA	3	01/01/2012	22/06/2012							3	01/01/2012	22/06/2012
SINDH	NFEROZ	1	09/09/2012	09/09/2012							1	09/09/2012	09/09/2012
	LARKANA	1	21/05/2012	21/05/2012							1	21/05/2012	21/05/2012
	HYDERABAD	1	27/01/2012	27/01/2012							1	27/01/2012	27/01/2012
	MIRPURKHAS	1	03/01/2012	03/01/2012							1	03/01/2012	03/01/2012
GILGIT BALTISTAN	DIAMIR	1	06/08/2012	06/08/2012							1	06/08/2012	06/08/2012
PUNJAB	RAJANPUR	1	21/05/2012	21/05/2012							1	21/05/2012	21/05/2012
	JHANG	1	20/01/2012	20/01/2012							1	20/01/2012	20/01/2012
Grand Total		53	01/01/2012	10/11/2012	2	19/02/2012	18/04/2012	1	04/01/2012	04/01/2012	56	01/01/2012	10/11/2012

Khyber P1 case (NW/34/12/005) was identified as wild by a positive contact with date of stool collection 30/01/2012  
Khyber P1P3 case (NW/34/12/002) was identified as wild by positive contacts with date of stool collection 30/01/2012  
Karak P1 case (NW/51/12/013) was identified as wild by a positive contact with date of stool collection 08/09/2012  
Diamir P1 case (NA/31/12/004) was identified as wild by a positive contact with date of stool collection 06/09/2012