



## World Health Organization – Regional Office for Eastern Mediterranean

## AFP SURVEILLANCE

8-Jan-13

Week 01, ending 06 January 2013

Number 744

Table 1: Acute Flaccid Paralysis (AFP) cases by week of onset

Country	Reported AFP cases by week of onset - Week (01/13) / Ending on : (06/01/13)														
	Total AFP 2011	Total AFP 2012	Total AFP to date, 2013	W 42 21 Oct 12	W 43 28 Oct 12	W 44 04 Nov 12	W 45 11 Nov 12	W 46 18 Nov 12	W 47 25 Nov 12	W 48 02 Dec 12	W 49 09 Dec 12	W 50 16 Dec 12	W 51 23 Dec 12	W 52 30 Dec 12	W 01 06 Jan 13
Afghanistan	1831	1818	3	26	26	35	28	26	23	40	30	32	35	14	3
Bahrain	10	18	0	0	0	0	0	0	0	0	1	2	1	1	0
Djibouti	6	6	0	0	1	0	0	0	0	0	0	0	0		
Egypt	1023	1016	6	14	14	12	22	23	19	21	19	14	21	26	6
Iran	603	678	0	10	8	11	18	9	13	13	11	15	12	9	0
Iraq	530	456	0	4	4	6	9	7	11	13	5	12	3	1	
Jordan ****	30	32	0	0	0	0	3	1	2	0	0	1	2	0	
Kuwait	38	35	0	0	2	0	1	0	1	0	0	2	1	1	0
Lebanon ****	22	24	0	0	0	0	1	0	1	0	0	0	0	0	
Libya	35	42	0	1	0	0	1	1	2	1	1	4	1	1	
Morocco	76	78	0	0	5	2	2	1	3	3	4	3	1	0	
Oman	39	31	0	1	1	0	2	0	0	0	1	0	1	0	0
Pakistan	5762	4720	0	81	69	77	79	93	72	69	57	58	48	5	
Palestine ****	17	20	0	1	0	0	1	0	0	0	0	1	0	0	0
Qatar	6	13	0	0	0	0	0	0	0	0	0	0	0	1	0
Saudi Arabia	213	228	0	3	6	3	4	3	3	6	6	4	9	4	0
Somalia	172	148	0	2	3	1	5	4	2	2	3	3	3	3	
Sudan	362	379	0	6	7	6	5	4	3	5	9	5	6	4	0
South Sudan	341	315	0	6	10	4	6	1	11	8	4	1	0	0	
Syria ****	168	106	0	1	1	2	1	1	1	1	1	1	1	0	0
Tunisia	47	60	0	1	0	2	1	0	0	2	0	0			
U.A.E	25	39	0	2	0	1	0	1	1	0	0	0	0	0	0
Yemen	386	473	0	14	2	3	5	5	7	7	5	14	12	6	0
<b>Total EMR</b>	<b>11742</b>	<b>10735</b>	<b>9</b>	<b>173</b>	<b>159</b>	<b>165</b>	<b>194</b>	<b>180</b>	<b>175</b>	<b>191</b>	<b>157</b>	<b>172</b>	<b>157</b>	<b>76</b>	<b>9</b>

No data = No report received

Table 2: Confirmed polio cases by month of onset

Country	Total year 2011	Total year 2012	06/01		Confirmed polio cases by month of onset											
			2012	2013	February 2012	March 2012	April 2012	May 2012	June 2012	July 2012	August 2012	September 2012	October 2012	November 2012	December 2012	January 2013
Afghanistan	80	37	2	0	1	1	0	4	3	4	2	7	6	3	2	
Bahrain	0	0	0	0	0	0	0	0	0	0	0	0	0	0		
Djibouti	0	0	0	0	0	0	0	0	0	0	0		0	0		
Egypt	0	0	0	0	0	0	0	0	0	0	0	0	0	0		
Iran	0	0	0	0	0	0	0	0	0	0	0	0	0			
Iraq	0	0	0	0	0	0	0	0	0	0	0	0	0	0		
Jordan ****	0	0	0	0	0	0	0	0	0	0	0	0	0	0		
Kuwait	0	0	0	0	0	0	0	0	0	0	0	0	0	0		
Lebanon ****	0	0	0	0	0	0	0	0	0	0	0	0	0	0	0	
Libya	0	0	0	0	0	0	0	0	0	0	0	0	0	0		
Morocco	0	0	0	0	0	0		0	0		0					
Oman	0	0	0	0	0	0	0	0	0	0	0	0	0	0	0	
Pakistan	198	58	5	0	3	1	1	6	2	5	9	8	8	4		
Palestine ****	0	0	0	0	0	0	0	0	0	0	0	0	0	0		
Qatar	0	0	0	0	0	0	0	0	0	0	0	0	0	0		
Saudi Arabia	0	0	0	0	0	0	0	0	0	0	0	0	0			
Somalia	0	0	0	0	0	0	0	0	0	0	0	0				
Sudan	0	0	0	0	0	0	0	0	0	0	0	0	0			
South Sudan	0	0	0	0	0	0	0	0	0	0	0	0				
Syria ****	0	0	0	0	0	0	0	0	0	0	0	0	0			
Tunisia	0	0	0	0	0	0	0	0	0	0	0	0	0	0		
U.A.E	0	0	0	0	0	0	0	0	0	0	0	0	0	0	0	
Yemen	0	0	0	0	0	0	0	0	0	0	0	0	0	0		
<b>Total EMR</b>	<b>278</b>	<b>95</b>	<b>7</b>	<b>0</b>	<b>4</b>	<b>2</b>	<b>1</b>	<b>10</b>	<b>5</b>	<b>9</b>	<b>11</b>	<b>15</b>	<b>14</b>	<b>7</b>	<b>2</b>	<b>0</b>

\*\*\*\* UNRWA cases are included with those of country of residence



Table 3: Investigation of AFP cases with paralysis onset in 2012 & 2013 up to Week (01/13) / Ending on : (06/01/13)

COUNTRY	2012												2013												Latest line List Date		
	AFP										Specimen	Wild cases ****		AFP										Specimen		Wild cases ****	
	Total AFP cases onset 2012	Case classification					Non polio AFP rate **	AFP cases pending classification > 90 days from onset of paralysis	AFP cases pending classification and lab > 90 days from onset of paralysis	% with *** adequate specimens		Wild P1 Poliovirus	Wild P3 Poliovirus	Total AFP cases onset 2013	Case classification					Annualized Non polio AFP rate **	AFP cases pending classification > 90 days from onset of paralysis	AFP cases pending classification and lab > 90 days from onset of paralysis	% with *** adequate specimens			Wild P1 Poliovirus	Wild P3 Poliovirus
		Total Confirmed Polio Cases *	Polio Compatible	Pending Classification	Discarded (non polio AFP)	VDPV					Total Confirmed Polio Cases *				Polio Compatible	Pending Classification	Discarded (non polio AFP)	VDPV									
Afghanistan	1818	37	5	89	1682	5	10.2	5	0	92.5	37	0	3	0	0	3	0	0	1.0	0	0	100.0	0	0	06/01/2013		
Bahrain	18	0	0	5	13	0	6.6	0	0	94.4	0	0	0	0	0	0	0	0	0.0	0	0		0	0	06/01/2013		
Djibouti	6	0	0	3	3	0	2.0	2	1	66.7	0	0	0	0	0	0	0	0	0.0	0	0		0	0	23/12/2012		
Egypt	1016	0	0	71	944	1	3.1	1	0	90.8	0	0	6	0	0	6	0	0	1.1	0	0	16.7	0	0	03/01/2013		
Iran	678	0	0	22	655	2	3.5	0	0	93.5	0	0	0	0	0	0	0	0	0.0	0	0		0	0	06/01/2013		
Iraq	456	0	0	39	417	0	3.2	19	12	89.9	0	0	0	0	0	0	0	0	0.0	0	0		0	0	29/12/2012		
Jordan	32	0	0	9	23	0	1.3	0	0	87.5	0	0	0	0	0	0	0	0	0.0	0	0		0	0	31/12/2012		
Kuwait	35	0	0	1	34	0	4.6	1	0	88.6	0	0	0	0	0	0	0	0	0.0	0	0		0	0	06/01/2013		
Lebanon	24	0	0	5	19	0	2.0	4	0	50.0	0	0	0	0	0	0	0	0	0.0	0	0		0	0	05/01/2013		
Libya	42	0	0	6	36	0	2.1	0	0	97.6	0	0	0	0	0	0	0	0	0.0	0	0		0	0	04/01/2013		
Morocco	78	0	0	33	45	0	0.8	10	1	76.9	0	0	0	0	0	0	0	0	0.0	0	0		0	0	04/01/2013		
Oman	31	0	0	0	31	0	3.9	0	0	100.0	0	0	0	0	0	0	0	0	0.0	0	0		0	0	06/01/2013		
Pakistan	4720	58	1	290	4356	15	6.1	142	3	89.3	56 #	3 #	0	0	0	0	0	0	0.0	0	0		0	0	05/01/2013		
Palestine	20	0	0	4	16	0	1.2	2	0	95.0	0	0	0	0	0	0	0	0	0.0	0	0		0	0	06/01/2013		
Qatar	13	0	0	2	11	0	5.6	1	0	92.3	0	0	0	0	0	0	0	0	0.0	0	0		0	0	06/01/2013		
Saudi Arabia	228	0	0	45	183	0	2.6	0	0	96.1	0	0	0	0	0	0	0	0	0.0	0	0		0	0	06/01/2013		
Somalia	148	0	2	23	122	1	2.9	0	0	98.0	0	0	0	0	0	0	0	0	0.0	0	0		0	0	04/01/2013		
Sudan	379	0	0	14	364	1	2.5	0	0	96.6	0	0	0	0	0	0	0	0	0.0	0	0		0	0	06/01/2013		
South Sudan	315	0	0	42	272	1	3.8	6	0	94.6	0	0	0	0	0	0	0	0	0.0	0	0		0	0	04/01/2013		
Syria	106	0	0	12	94	0	1.1	5	0	83.0	0	0	0	0	0	0	0	0	0.0	0	0		0	0	06/01/2013		
Tunisia	60	0	0	1	59	0	2.3	1	0	78.3	0	0	0	0	0	0	0	0	0.0	0	0		0	0	21/12/2012		
U.A.E	39	0	0	0	39	0	3.9	0	0	100.0	0	0	0	0	0	0	0	0	0.0	0	0		0	0	06/01/2013		
Yemen	473	0	0	44	427	3	4.0	1	0	93.2	0	0	0	0	0	0	0	0	0.0	0	0		0	0	06/01/2013		
EMR	10735	95	8	760	9845	29	4.4	200	17	91.0	93	3	9	0	0	9	0	0	0.2	0	0	44.4	0	0			
2011	11338	169	31	0	11129	10	4.6	0	0	90.9	137	32															

\* Confirmed polio cases refer to wild isolation from AFP cases or from contacts of negative index AFP cases

# In 2012, 1 AFP case in Pakistan had co infection P1 & P3 from 2 contacts P1 & P3

\*\* Non-polio AFP per 100,000 children <15 years

\*\*\* Adequate here refers to two stool specimens collected at least 24 hours apart, within 14 days of paralysis onset

\*\*\*\* AFP cases co infected with P1 and P3 are counted separately as wild isolates



## World Health Organization – Regional Office for Eastern Mediterranean

## AFP SURVEILLANCE

Week 01, ending 06 January 2013

8-Jan-13

Number 744

Table 4: Investigation of contacts of AFP cases with paralysis onset in 2012 up to Week (52/12) / Ending on : (31/12/12)

Country	No. of AFP cases	No. of eligible AFP cases for contact sampling*	% of eligible AFP cases with contact samplings	% of eligible AFP cases with 3+ contacts	Total number of Contacts**	% of contacts under 5 years	% of contacts with specimens collected within 7 days of notification of index	% Contact specimens in lab within 3 days of collection	% Contact specimens positive for NPEV	% Contact specimens positive for Sabin like virus	No. of contacts positive for wild virus	% of wild polio virus isolation from contacts	No. of Contacts positive for VDPVs	No. of -ve index AFP cases identified positive by contact	No. of district identified infected from contacts
Afghanistan	1818	136	90.4	89.7	862	94.4	73.9	30.6	24.7	4.9	3	0.4	2	3	1
Bahrain	18	1	100.0	0.0	1	0.0	100.0	0.0	0.0	0.0	0	0.0		0	0
Djibouti	6	2	50.0	50.0	9	77.8	100.0	0.0	0.0	50.0	0	0.0		0	0
Egypt	1016	104	85.6	85.6	392	77.3	51.0	100.0	22.0	1.9	0	0.0		0	0
Iran	678	44	95.5	84.1	185	76.8	31.4	78.4	2.7	0.5	0	0.0		0	0
Iraq	456	46	78.3	58.7	114	64.0	48.2	64.9	7.0	0.0	0	0.0		0	0
Jordan	32	4	25.0	25.0	67	35.8	86.6	100.0	9.0	4.5	0	0.0		0	0
Kuwait	35	4	100.0	75.0	87	44.8	85.1	100.0	0.0	0.0	0	0.0		0	0
Lebanon	24	12	66.7	41.7	27	18.5	59.3	9.1	13.6	0.0	0	0.0		0	0
Libya	42	1	0.0	0.0	0						0			0	0
Morocco	78	18	33.3	22.2	33	42.4	27.3	96.2	0.0	0.0	0	0.0		0	0
Oman	31	0			93	77.4	96.8	100.0	9.4	1.2	0	0.0		0	0
Pakistan	4720	503	84.1	81.3	1574	91.5	64.0	65.8	26.5	3.9	7	0.5	4	4	3
Palestine	20	1	0.0	0.0	0						0			0	0
Qatar	13	1	0.0	0.0	0						0			0	0
Saudi Arabia	228	9	88.9	88.9	49	49.0	63.3	68.2	0.0	4.5	0	0.0		0	0
Somalia	148	3	100.0	100.0	436	92.9	99.3	10.9	16.1	4.1	0	0.0		0	0
Sudan	379	13	92.3	92.3	244	80.3	56.6	34.2	11.1	0.4	0	0.0		0	0
South Sudan	315	17	100.0	100.0	902	84.5	91.5	1.2	12.6	0.8	0	0.0		0	0
Syria	106	18	38.9	22.2	29	55.2	27.6	80.8	0.0	0.0	0	0.0		0	0
Tunisia	60	13	69.2	30.8	76	18.4	31.6	50.7	0.0	2.7	0	0.0		0	0
U.A.E.	39	0			0						0			0	0
Yemen	473	32	87.5	81.3	259	59.1	70.3	4.9	15.5	10.7	0	0.0		0	0
<b>Grand Total 2012</b>	<b>10735</b>	<b>982</b>	<b>83.3</b>	<b>78.6</b>	<b>5439</b>	<b>82.8</b>	<b>70.9</b>	<b>46.3</b>	<b>18.7</b>	<b>3.2</b>	<b>10</b>	<b>0.2</b>	<b>6</b>	<b>7</b>	<b>4</b>
<b>Grand Total 2011</b>	<b>11742</b>	<b>1190</b>	<b>81.6</b>	<b>78.8</b>	<b>6030</b>	<b>85.9</b>	<b>69.8</b>	<b>50.6</b>	<b>18.5</b>	<b>3.8</b>	<b>33</b>	<b>0.6</b>	<b>16</b>	<b>18</b>	<b>9</b>

\* Eligible refers to AFP cases with inadequate stool specimens

\*\* Total number of contacts from eligible AFP cases and from other AFP cases as per with country criteria for contact sampling

Last wild contacts in EMRO, 01/01/2012- 31/12/2012

Year	Country	Data	Date of Most Recent stool collection
2012	Afghanistan	Count of wild contacts: 3	10/11/2012
2012	Pakistan	Count of wild contacts: 7	08/10/2012
2012	<b>Total</b>	<b>Count of wild contacts: 10</b>	<b>10/11/2012</b>



**Table 5: Laboratory investigation of AFP cases with paralysis onset in 2013 up to Week (01/13) / Ending on : (06/01/2013)**

Country	Polio laboratories  Sequencing performed by CDC and RIVM laboratories	AFP cases with specimens	Preliminary virus isolation results of AFP cases						Poliovirus intratypic differentiation results #									Indicators				Latest report Date							
			Referred for ITD		NPEV only	Negative	Pending		Type 1			Type 2			Type 3			Discordant pending sequence	NPEV by PCR	Non-EV	Pending ITD		% specimens positive for NPEV*	% AFP cases with culture results within 14 days	% AFP cases with ITD results within 7 days	% AFP cases with ITD results within 45 days of onset**			
			L20B+	L20B+/NPEV			received < / = 14 days	received > 14 days ago	Wild	Sabin	VDPV	Wild	Sabin	VDPV	Wild	Sabin	VDPV												
Afghanistan	RRL Pakistan																									04/01/2013			
Bahrain	PNL Oman																										06/01/2013		
Djibouti	NPL Kenya																										23/12/2012		
Egypt***	RRL Egypt																										03/01/2013		
Iran	NPL Iran	1					1																				05/01/2013		
Iraq	RRL Egypt																										29/12/2012		
Jordan	RRL Tunisia																										04/01/2013		
Kuwait	RRL Kuwait																										06/01/2013		
Lebanon	RRL Egypt																										03/01/2013		
Libya	RRL Tunisia																										28/12/2012		
Morocco	RRL Tunisia																										07/01/2013		
Oman	NPL Oman																										06/01/2013		
Pakistan	RRL Pakistan																										04/01/2013		
Palestine & UNRWA																											06/01/2013		
Qatar	NPL Oman																										06/01/2013		
Saudi Arabia	NPL Oman																										24/11/2012		
Somalia	NPL Kenya																										04/01/2013		
Sudan	RRL Egypt																										06/01/2013		
South Sudan	NPL Kenya																										04/01/2013		
Syria	RRL Tunisia																										07/01/2013		
Tunisia	RRL Tunisia																										28/12/2012		
U.A.E	NPL Oman																										06/01/2013		
Yemen	RRL Egypt																										03/01/2013		
<b>Total EMR 2013</b>		<b>1</b>					<b>1</b>																						
<b>Total EMR 2012</b>		<b>10783</b>	<b>535</b>	<b>58</b>	<b>1914</b>	<b>7909</b>	<b>257</b>	<b>117</b>	<b>86</b>	<b>185</b>				<b>109</b>	<b>25</b>	<b>2</b>	<b>226</b>	<b>3</b>	<b>7</b>	<b>23</b>	<b>14</b>				<b>16%</b>	<b>94%</b>	<b>99%</b>	<b>97%</b>	

\* Specimens from all sources including non-AFP cases, excluding environmental samples

\*\* This indicator reflects surveillance and laboratory activities

\*\*\* Environmental surveillance initiated in Egypt in September 2000 showed the following:

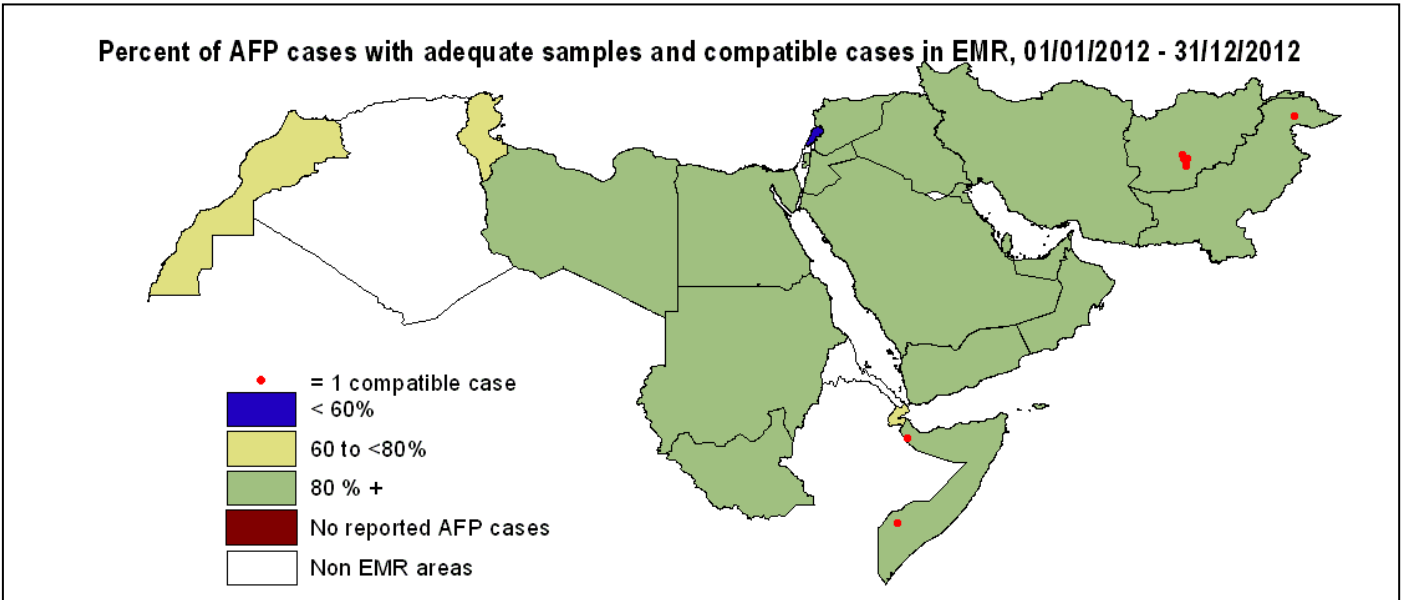
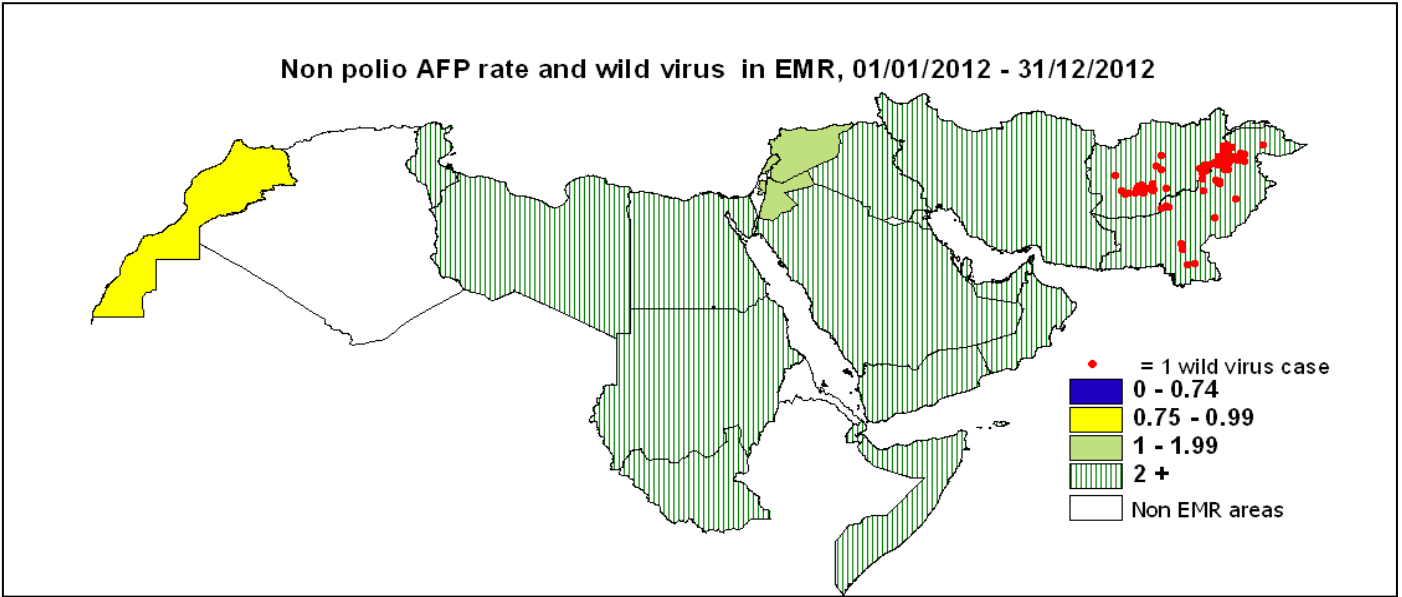
Year	2000	2001	2002	2003	2004	2005	2006	2007	2008	2009	2010	2011	2012	Total
Negative	52	55	136	299	469	499	492	458	444	481	415	448	381	4629
Pending													28	28
<b>Wild</b>	<b>2</b>	<b>75</b>	<b>26</b>	<b>12</b>	<b>13</b>	<b>2</b>		<b>2</b>		<b>1</b>				<b>135</b>
Total	54	130	162	311	482	501	492	458	446	481	416	448	411	4792

In 2008, out of 446 samples, 2 positive for wild virus in Giza governorate (Al Haram Site) genomic sequence data indicate importation from Ethiopia / South Sudan & Cairo governorate (Al Haggana 2) genomic sequence data indicate nearest importation from India. In 2010, 1 positive sample for wild virus in Aswan governorate (Aswan City) genomic sequence data indicate nearest importation from Sudan.

In 2012, 3 VDPVs were isolated. 2 P2 in March and May 2012 in Cairo governorate (Al Haggana) and 1 P1 in April 2012 in Alexandria governorate (Gharb).

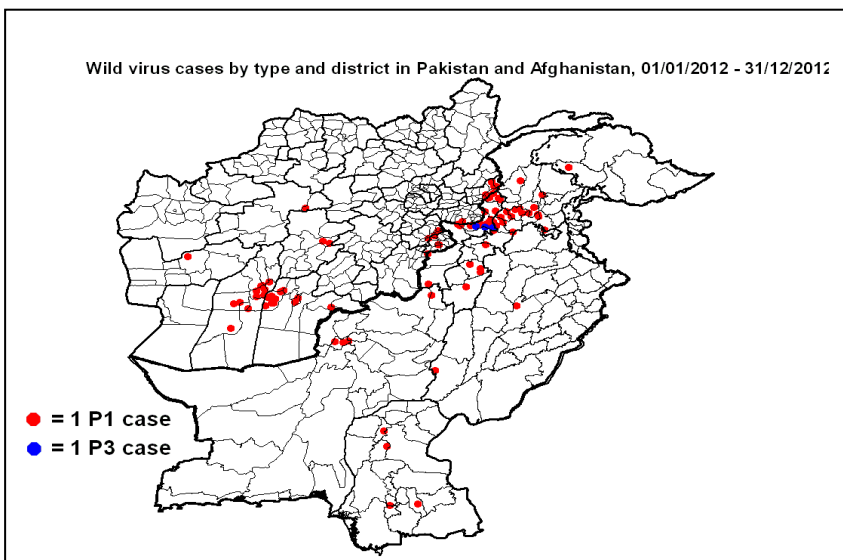
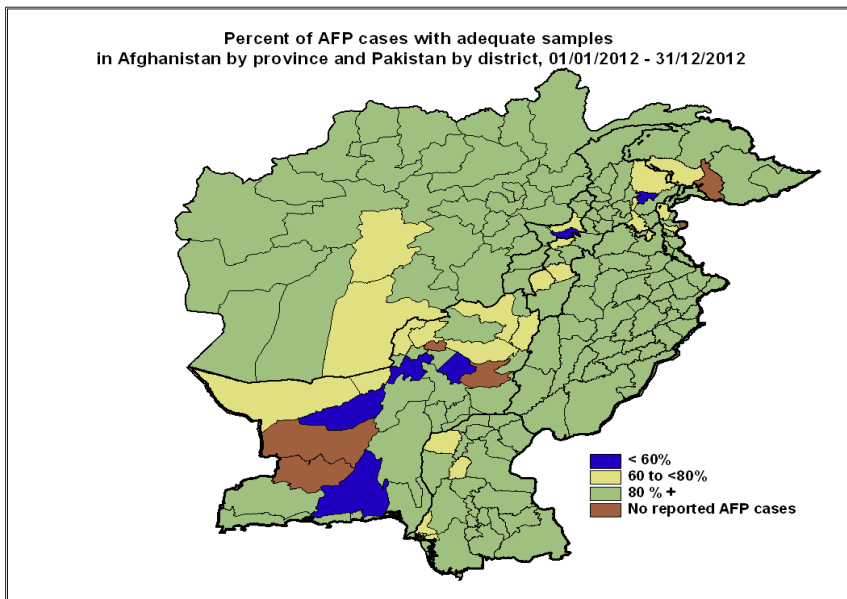
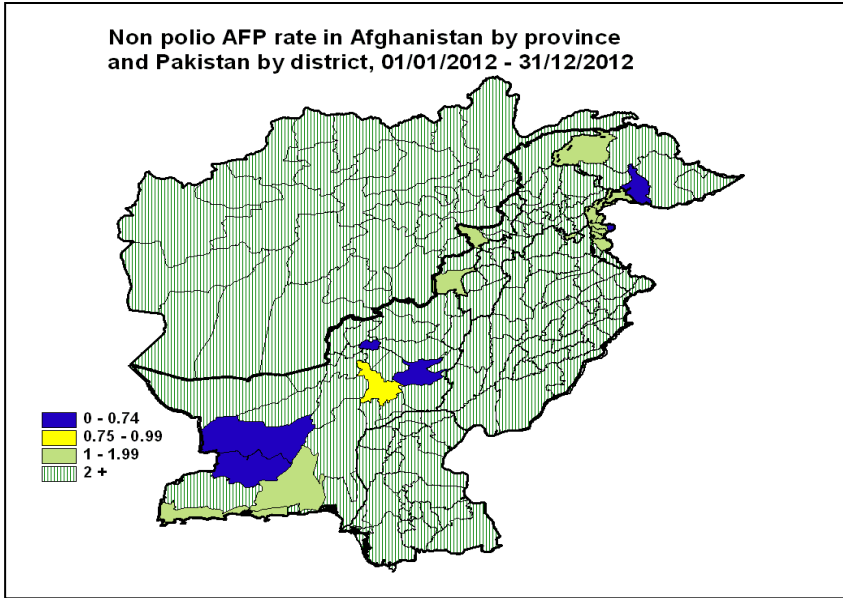
\*\*\*\*Environmental surveillance initiated in Pakistan in August 2009 showed the following:

Year	2009				2010				2011				2012				2013	2013																	
Status	KHI BALDIA TOWN	KHI GADAP TOWN	KHI GULSHAN-E-IGBAL TOWN	LAHORE	KHI BALDIA TOWN	KHI GADAP TOWN	KHI GULSHAN-E-IGBAL TOWN	LAHORE	PESHAWAR	RAWALPINDI	QUETTA	MILTAN	KHI BALDIA TOWN	KHI GADAP TOWN	KHI GULSHAN-E-IGBAL TOWN	LAHORE	PESHAWAR	RAWALPINDI	QUETTA	MILTAN	SUKKUR	HYDERABAD	FAISALABAD	KHI GULSHAN-E-IGBAL TOWN	2013										
Negative	9	3	5	10	27	10	11	12	27	2	2	4	9	77	8	8	10	17	5	1	4	15	68	11	18	19	16	4	4	22	30	8	7	139	
Negative pending																																			
<b>Wild</b>	<b>1</b>	<b>8</b>	<b>7</b>	<b>2</b>	<b>18</b>	<b>6</b>	<b>20</b>	<b>12</b>	<b>6</b>	<b>12</b>	<b>5</b>	<b>9</b>	<b>9</b>	<b>79</b>	<b>4</b>	<b>28</b>	<b>14</b>	<b>19</b>	<b>19</b>	<b>11</b>	<b>20</b>	<b>21</b>	<b>136</b>	<b>16</b>	<b>4</b>	<b>19</b>	<b>18</b>	<b>7</b>	<b>3</b>	<b>4</b>	<b>7</b>	<b>6</b>	<b>1</b>	<b>85</b>	
<b>Grand Total</b>	<b>10</b>	<b>11</b>	<b>12</b>	<b>12</b>	<b>45</b>	<b>16</b>	<b>31</b>	<b>24</b>	<b>33</b>	<b>14</b>	<b>7</b>	<b>13</b>	<b>18</b>	<b>156</b>	<b>12</b>	<b>36</b>	<b>24</b>	<b>36</b>	<b>24</b>	<b>12</b>	<b>24</b>	<b>36</b>	<b>204</b>	<b>12</b>	<b>36</b>	<b>23</b>	<b>36</b>	<b>24</b>	<b>12</b>	<b>28</b>	<b>36</b>	<b>17</b>	<b>6</b>	<b>8</b>	<b>238</b>



**Wild polio cases by country and date of onset of paralysis in EMR, 2012**

Year	COUNTRY	P1			P3			P1P3			Total Count	First Case	Last Case
		Count	First Case	Last Case	Count	First Case	Last Case	Count	First Case	Last Case			
2012	AFG	37	01/01/2012	20/12/2012							37	01/01/2012	20/12/2012
	PAK	55	01/01/2012	30/11/2012	2	19/02/2012	18/04/2012	1	04/01/2012	04/01/2012	58	01/01/2012	30/11/2012
<b>2012 Total</b>		<b>92</b>	<b>01/01/2012</b>	<b>20/12/2012</b>	<b>2</b>	<b>19/02/2012</b>	<b>18/04/2012</b>	<b>1</b>	<b>04/01/2012</b>	<b>04/01/2012</b>	<b>95</b>	<b>01/01/2012</b>	<b>20/12/2012</b>





## World Health Organization – Regional Office for Eastern Mediterranean

## AFP SURVEILLANCE

8-Jan-13

Week 01, ending 06 January 2013

Number 744

## Wild Polio cases by district and date of onset of paralysis, Afghanistan 2012

PROVINCE	DISTRICT	P1		
		Count	First case	Last case
NANGARHAR	LAL PUR	1	20/12/2012	20/12/2012
	ACHIN	1	20/12/2012	20/12/2012
KHOST	MANDO ZAYI	2	14/09/2012	25/11/2012
	MUSA KHEL	1	09/11/2012	09/11/2012
HILMAND	LASHKAR GAH	1	19/11/2012	19/11/2012
	NAHRI SARRAJ	6	03/05/2012	21/10/2012
	SANGIN	1	20/07/2012	20/07/2012
	REG (H)	1	28/06/2012	28/06/2012
	NAD ALI	2	01/01/2012	23/01/2012
KANDAHAR	KANDAHAR	2	15/01/2012	28/10/2012
	MAYWAND	7	18/05/2012	20/10/2012
	KHAKREZ	1	14/03/2012	14/03/2012
	ARGHISTAN	1	03/01/2012	03/01/2012
URUZGAN	GIZAB	2	17/09/2012	18/10/2012
PAKTYA	CHAMKANI	1	01/10/2012	01/10/2012
	JADRAN	1	15/02/2012	15/02/2012
KUNAR	MARAWARA	1	21/09/2012	21/09/2012
	BAR KUNAR	2	30/06/2012	21/07/2012
	NARI	1	01/07/2012	01/07/2012
GHOR	LAL WA SARJANGAL	1	31/08/2012	31/08/2012
FARAH	BALA BULUK	1	02/06/2012	02/06/2012
Grand Total		37	01/01/2012	20/12/2012

Maywand P1 case (AFG/08/12/216) was identified as wild by a positive contact with date of stool collection 08/09/2012  
 Lal Wa Sarjangal P1 case (AFG/03/12/216) was identified as wild by a positive contact with date of stool collection 09/09/2012  
 Maywand P1 case (AFG/08/12/289) was identified as wild by a positive contact with date of stool collection 10/11/2012

## Wild Polio cases by district and date of onset of paralysis, Pakistan 2012

PROVINCE	DISTRICT	P1			P3			P1P3			Total Count	First case	Last case
		Count	First case	Last case	Count	First case	Last case	Count	First case	Last case			
KHYBER PAKHTOON	LAKKIMRWT	3	16/01/2012	30/11/2012							3	16/01/2012	30/11/2012
	PESHAWAR	6	10/01/2012	20/11/2012							6	10/01/2012	20/11/2012
	MARDAN	4	21/07/2012	03/11/2012							4	21/07/2012	03/11/2012
	SWABI	3	22/08/2012	23/10/2012							3	22/08/2012	23/10/2012
	BUNIR	1	14/10/2012	14/10/2012							1	14/10/2012	14/10/2012
	TORGHAR	2	09/08/2012	26/09/2012							2	09/08/2012	26/09/2012
	DIRUPPER	1	14/09/2012	14/09/2012							1	14/09/2012	14/09/2012
	CHARSADA	2	12/07/2012	13/09/2012							2	12/07/2012	13/09/2012
	SHANGLA	1	25/08/2012	25/08/2012							1	25/08/2012	25/08/2012
	HARIPUR	1	20/08/2012	20/08/2012							1	20/08/2012	20/08/2012
	KARAK	1	10/08/2012	10/08/2012							1	10/08/2012	10/08/2012
	KOHAT	1	11/01/2012	11/01/2012							1	11/01/2012	11/01/2012
	DIKHAN	1	11/01/2012	11/01/2012							1	11/01/2012	11/01/2012
	FATA	MOHMAND	1	10/11/2012	10/11/2012							1	10/11/2012
KHYBER		8	06/01/2012	17/10/2012	2	19/02/2012	18/04/2012	1	04/01/2012	04/01/2012	11	04/01/2012	17/10/2012
BAJOUR		5	12/07/2012	09/10/2012							5	12/07/2012	09/10/2012
KURRAM		1	25/09/2012	25/09/2012							1	25/09/2012	25/09/2012
WAZIR-S		1	13/05/2012	13/05/2012							1	13/05/2012	13/05/2012
WAZIR-N		1	10/02/2012	10/02/2012							1	10/02/2012	10/02/2012
BALOCHISTAN	SHARANI	1	02/10/2012	02/10/2012							1	02/10/2012	02/10/2012
	QUETTA	3	01/01/2012	22/06/2012							3	01/01/2012	22/06/2012
SINDH	NFEROZ	1	09/09/2012	09/09/2012							1	09/09/2012	09/09/2012
	LARKANA	1	21/05/2012	21/05/2012							1	21/05/2012	21/05/2012
	HYDERABAD	1	27/01/2012	27/01/2012							1	27/01/2012	27/01/2012
	MIRPURKHAS	1	03/01/2012	03/01/2012							1	03/01/2012	03/01/2012
GILGIT BALTISTAN	DIAMIR	1	06/08/2012	06/08/2012							1	06/08/2012	06/08/2012
PUNJAB	RAJANPUR	1	21/05/2012	21/05/2012							1	21/05/2012	21/05/2012
	JHANG	1	20/01/2012	20/01/2012							1	20/01/2012	20/01/2012
Grand Total		55	01/01/2012	30/11/2012	2	19/02/2012	18/04/2012	1	04/01/2012	04/01/2012	58	01/01/2012	30/11/2012

Khyber P1 case (NW/34/12/005) was identified as wild by a positive contact with date of stool collection 30/01/2012  
 Khyber P1P3 case (NW/34/12/002) was identified as wild by positive contacts with date of stool collection 30/01/2012  
 Karak P1 case (NW/51/12/013) was identified as wild by a positive contact with date of stool collection 08/09/2012  
 Diamir P1 case (NA/31/12/004) was identified as wild by a positive contact with date of stool collection 06/09/2012