



World Health Organization – Regional Office for Eastern Mediterranean

AFP SURVEILLANCE

Week 03, ending 20 January 2013

21-Jan-13

Number 746

Table 1: Acute Flaccid Paralysis (AFP) cases by week of onset

Country	Reported AFP cases by week of onset - Week (03/13)/ Ending on : (20/01/2013)														
	Total AFP 2011	Total AFP 2012	Total AFP to date, 2013	W 44 04 Nov 12	W 45 10 Nov 12	W 46 18 Nov 12	W 47 25 Nov 12	W 48 02 Dec 12	W 49 09 Dec 12	W 50 16 Dec 12	W 51 23 Dec 12	W 52 30 Dec 12	W 01 06 Jan 13	W 02 13 Jan 13	W 03 20 Jan 13
Afghanistan	1831	1826	58	35	28	26	23	40	30	32	36	21	29	23	6
Bahrain	10	19	1	0	0	0	0	0	1	2	1	2	1	0	0
Djibouti	6	6	0	0	0	0	0	0	0	0	0				
Egypt	1023	1021	39	12	22	23	19	21	19	15	21	30	21	15	3
Iran	603	687	23	11	18	9	13	13	12	16	13	14	16	7	1
Iraq	530	466	6	6	9	7	11	13	5	13	5	5	7	2	0
Jordan ****	30	33	0	0	3	1	2	0	0	2	2	0	0		
Kuwait	38	36	2	0	1	0	1	0	0	2	1	2	1	1	0
Lebanon ****	22	24	0	0	1	0	1	0	0	0	0	0	0		
Libya	35	42	1	0	1	1	2	1	1	4	1	1	1	0	
Morocco	76	81	0	2	2	2	3	3	4	3	2	0	1	0	
Oman	39	31	0	0	2	0	0	0	1	0	1	0	0	0	0
Pakistan	5762	4839	36	78	81	100	79	80	62	75	69	39	32	8	
Palestine ****	17	20	0	0	1	0	0	0	0	1	0	0	0	0	0
Qatar	6	13	0	0	0	0	0	0	0	0	0	1	0	0	
Saudi Arabia	213	228	12	3	4	3	3	6	6	4	9	4	8	3	1
Somalia	172	148	3	1	5	4	2	2	3	3	3	3	1	2	0
Sudan	362	384	11	6	5	4	3	5	9	5	6	9	9	2	0
South Sudan	341	316	1	4	6	1	11	8	4	2	0	0	1	0	0
Syria ****	168	109	0	2	1	1	1	1	1	1	3	1	0	0	
Tunisia	47	61	0	2	1	0	0	2	0	0	0	1	0		
U.A.E	25	40	0	1	0	1	1	0	0	0	0	1	0	0	0
Yemen	386	476	14	3	5	5	7	7	5	14	12	7	10	5	1
Total EMR	11742	10906	207	166	196	188	182	202	163	194	185	141	138	68	12

No data = No report received

Table 2: Confirmed polio cases by month of onset

Country	Total year 2011	Total year 2012	20/01		Confirmed polio cases by month of onset											
			2012	2013	February 2012	March 2012	April 2012	May 2012	June 2012	July 2012	August 2012	September 2012	October 2012	November 2012	December 2012	January 2013
Afghanistan	80	37	3	0	1	1	0	4	3	4	2	7	6	3	2	
Bahrain	0	0	0	0	0	0	0	0	0	0	0	0	0	0	0	
Djibouti	0	0	0	0	0	0	0	0	0	0	0	0	0	0	0	
Egypt	0	0	0	0	0	0	0	0	0	0	0	0	0	0	0	
Iran	0	0	0	0	0	0	0	0	0	0	0	0	0	0	0	
Iraq	0	0	0	0	0	0	0	0	0	0	0	0	0	0	0	
Jordan ****	0	0	0	0	0	0	0	0	0	0	0	0	0	0	0	
Kuwait	0	0	0	0	0	0	0	0	0	0	0	0	0	0	0	
Lebanon ****	0	0	0	0	0	0	0	0	0	0	0	0	0	0	0	
Libya	0	0	0	0	0	0	0	0	0	0	0	0	0	0	0	
Morocco	0	0	0	0	0	0	0	0	0	0	0	0	0	0	0	
Oman	0	0	0	0	0	0	0	0	0	0	0	0	0	0	0	
Pakistan	198	58	10	0	3	1	1	6	2	5	9	8	8	4	0	
Palestine ****	0	0	0	0	0	0	0	0	0	0	0	0	0	0	0	
Qatar	0	0	0	0	0	0	0	0	0	0	0	0	0	0	0	
Saudi Arabia	0	0	0	0	0	0	0	0	0	0	0	0	0	0	0	
Somalia	0	0	0	0	0	0	0	0	0	0	0	0	0	0	0	
Sudan	0	0	0	0	0	0	0	0	0	0	0	0	0	0	0	
South Sudan	0	0	0	0	0	0	0	0	0	0	0	0	0	0	0	
Syria ****	0	0	0	0	0	0	0	0	0	0	0	0	0	0	0	
Tunisia	0	0	0	0	0	0	0	0	0	0	0	0	0	0	0	
U.A.E	0	0	0	0	0	0	0	0	0	0	0	0	0	0	0	
Yemen	0	0	0	0	0	0	0	0	0	0	0	0	0	0	0	
Total EMR	278	95	13	0	4	2	1	10	5	9	11	15	14	7	2	

**** UNRWA cases are included with those of country of residence



AFP SURVEILLANCE

21-Jan-13

Week 03, ending 20 January 2013

Number 746

Table 3: Investigation of AFP cases with paralysis onset in 2012 & 2013 up to Week (03/13)/ Ending on : (20/01/2013)

COUNTRY	2012											2013											Latest line List Date		
	AFP									Specimen	Wild isolates		AFP									Specimen		Wild isolates	
	Total AFP cases onset 2012	Case classification					Non polio AFP rate **	AFP cases pending classification > 90 days from onset of paralysis	AFP cases pending classification and lab > 90 days from onset of paralysis		% with *** adequate specimens	Wild P1 Poliovirus	Wild P3 Poliovirus	Total AFP cases onset 2013	Case classification					Annualized Non polio AFP rate **	AFP cases pending classification > 90 days from onset of paralysis			AFP cases pending classification and lab > 90 days from onset of paralysis	% with *** adequate specimens
		Total Confirmed Cases *	Polio Compatible	Pending Classification	Discarded (non polio AFP)	VDPV				Total Confirmed Cases *					Polio Compatible	Pending Classification	Discarded (non polio AFP)	VDPV							
Afghanistan	1826	37	7	29	1748	5	10.3	0	0	92.4	37	0	58	0	0	57	1	0	6.1	0	0	100.0	0	0	20/01/2013
Bahrain	19	0	0	6	13	0	7.0	0	0	94.7	0	0	1	0	0	1	0	0	6.7	0	0	100.0	0	0	20/01/2013
Djibouti	6	0	0	3	3	0	2.0	2	1	66.7	0	0	0	0	0	0	0	0	0.0	0	0		0	0	23/12/2012
Egypt	1021	0	0	27	993	1	3.2	0	0	91.7	0	0	39	0	0	35	4	0	2.2	0	0	89.7	0	0	21/01/2013
Iran	687	0	0	6	680	2	3.5	0	0	93.2	0	0	23	0	0	21	2	0	2.4	0	0	100.0	0	0	20/01/2013
Iraq	466	0	0	33	433	0	3.2	20	13	89.9	0	0	6	0	0	6	0	0	0.8	0	0	100.0	0	0	20/01/2013
Jordan	33	0	0	10	23	0	1.4	0	0	87.9	0	0	0	0	0	0	0	0	0.0	0	0		0	0	11/01/2013
Kuwait	36	0	0	0	36	0	4.7	0	0	88.9	0	0	2	0	0	2	0	0	2.4	0	0	100.0	0	0	20/01/2013
Lebanon	24	0	0	5	19	0	2.0	4	0	50.0	0	0	0	0	0	0	0	0	0.0	0	0		0	0	12/01/2013
Libya	42	0	0	6	36	0	2.1	0	0	97.6	0	0	1	0	0	1	0	0	0.9	0	0	100.0	0	0	19/01/2013
Morocco	81	0	0	23	58	0	0.8	0	0	76.5	0	0	0	0	0	0	0	0	0.0	0	0		0	0	18/01/2013
Oman	31	0	0	0	31	0	3.9	0	0	100.0	0	0	0	0	0	0	0	0	0.0	0	0		0	0	20/01/2013
Pakistan	4839	58	1	228	4537	15	6.3	142	2	89.2	56#	3#	36	0	0	34	2	0	0.9	0	0	97.2	0	0	19/01/2013
Palestine	20	0	0	1	19	0	1.2	0	0	95.0	0	0	0	0	0	0	0	0	0.0	0	0		0	0	20/01/2013
Qatar	13	0	0	2	11	0	5.6	1	0	92.3	0	0	0	0	0	0	0	0	0.0	0	0		0	0	14/01/2013
Saudi Arabia	228	0	0	33	195	0	2.6	0	0	96.1	0	0	12	0	0	12	0	0	2.4	0	0	100.0	0	0	20/01/2013
Somalia	148	0	2	5	140	1	2.9	0	0	98.0	0	0	3	0	0	3	0	0	1.0	0	0	100.0	0	0	20/01/2013
Sudan	384	0	0	12	371	1	2.5	1	0	96.6	0	0	11	0	0	9	2	0	1.3	0	0	100.0	0	0	20/01/2013
South Sudan	316	0	0	10	305	1	3.8	7	1	94.6	0	0	1	0	0	1	0	0	0.2	0	0	100.0	0	0	20/01/2013
Syria	109	0	0	5	104	0	1.1	0	0	84.4	0	0	0	0	0	0	0	0	0.0	0	0		0	0	17/01/2013
Tunisia	61	0	0	2	59	0	2.4	1	0	78.7	0	0	0	0	0	0	0	0	0.0	0	0		0	0	10/01/2013
U.A.E	40	0	0	1	39	0	4.0	0	0	100.0	0	0	0	0	0	0	0	0	0.0	0	0		0	0	20/01/2013
Yemen	476	0	0	36	438	3	4.0	4	0	93.7	0	0	14	0	0	14	0	0	2.2	0	0	100.0	0	0	20/01/2013
EMR	10906	95	10	483	10291	29	4.5	182	17	90.9	93	3	207	0	0	196	11	0	1.6	0	0	97.6	0	0	
2011	11338	169	31	0	11129	10	4.6	0	0	90.9	137	32													

* Confirmed polio cases refer to wild isolation from AFP cases or from contacts of negative index AFP cases

** Non-polio AFP per 100,000 children <15 years

*** Adequate here refers to two stool specimens collected at least 24 hours apart, within 14 days of paralysis onset

**** AFP cases co infected with P1 and P3 are counted separately as wild isolates

One AFP case in Pakistan had co infection P1 & P3 from 2 contacts P1 & P3



Table 4: Investigation of contacts of AFP cases with paralysis onset in 2013 up to Week (03/13)/ Ending on : (20/01/2013)

Country	No. of AFP cases	No. of eligible AFP cases for contact sampling*	% of eligible AFP cases with contact samplings	% of eligible AFP cases with 3+ contacts	Total number of Contacts*	% of contacts under 5 years	% of contacts with specimens collected within 7 days of notification of index	% Contact specimens in lab within 3 days of collection	% Contact specimens positive for NPEV	% Contact specimens positive for Sabin like virus	No. of contacts positive for wild virus	% of wild polio virus isolation from contacts	No. of Contacts positive for VDPVs	No. of -ve index AFP cases identified positive by contact	No. of district identified infected from contacts
Afghanistan	58	0			0						0			0	0
Bahrain	1	0			0						0			0	0
Djibouti											0				0
Egypt	39	5	20.0	20.0	3	0.0	0.0				0			0	0
Iran	23	0			0						0			0	0
Iraq	6	0			0						0			0	0
Jordan											0				0
Kuwait	2	0			0						0			0	0
Lebanon											0				0
Libya	1	0			0						0			0	0
Morocco											0				0
Oman											0				0
Pakistan	36	1	100.0	100.0	3	100.0	100.0				0			0	0
Palestine											0				0
Qatar											0				0
Saudi Arabia	12	0			0						0			0	0
Somalia	3	0			3	100.0	100.0				0			0	0
Sudan	11	0			0						0			0	0
South Sudan	1	0			3	100.0	100.0				0			0	0
Syria											0				0
Tunisia											0				0
U.A.E.											0				0
Yemen	14	0			18	72.2	83.3				0			0	0
Grand Total 2013	207	6	33.3	33.3	30	73.3	80.0				0			0	0
Grand Total 2012	10906	998	84.1	79.6	5520	82.9	70.9	45.9	18.7	3.2	10	0.2	5	7	4

* Eligible refers to AFP cases with inadequate stool specimens

** Total number of contacts from eligible AFP cases and from other AFP cases as per with country criteria for contact sampling

Last wild contacts in EMRO, 01/01/2012- 31/12/2012

Year	Country	Data Count of wild contacts	Date of Most Recent stool collection
2012	Afghanistan	3	10/11/2012
	Pakistan	7	08/10/2012
2012 Total		10	10/11/2012



Table 5: Laboratory investigation of AFP cases with paralysis onset in 2013 up to Week (03/13)/ Ending on : (20/01/2013)

Country	Polio laboratories	AFP cases with specimens	Preliminary virus isolation results of AFP cases						Poliovirus intratypic differentiation results #										Indicators				Latest report Date			
			Referred for ITD		NPEV only	Negative	Pending		Type 1			Type 2			Type 3			Discordant pending sequence	NPEV by PCR	Non-EV	Pending ITD	% specimens positive for NPEV*		% AFP cases with culture results within 14 days	% AFP cases with ITD results within 7 days	% AFP cases with ITD results within 45 days of onset**
			L20B+	L20B+/NPEV			received < / = 14 days	received > 14 days ago	Wild	Sabin	VDPV	Wild	Sabin	VDPV	Wild	Sabin	VDPV									
Afghanistan	RRL Pakistan	11				1	10															0%	100%		100%	18/01/2013
Bahrain	PNL Oman																									13/01/2013
Djibouti	NPL Kenya																									23/01/2013
Egypt***	RRL Egypt	28					22	6																		20/01/2013
Iran	NPL Iran	20				4	16															5%	100%		100%	19/01/2013
Iraq	NPL Iraq, RRL Egypt	6					6																			18/01/2013
Jordan	NPL Jordan, RRL Tunisia	1					1																			17/01/2013
Kuwait	RRL Kuwait																									10/01/2013
Lebanon	RRL Egypt																									20/01/2013
Libya	RRL Tunisia	3					3																			18/01/2013
Morocco	NPL Morocco, RRL Tunisia																									18/01/2013
Oman	NPL Oman																									13/01/2013
Pakistan	RRL Pakistan	95	2			6	87							2								8%	100%	100%	100%	18/01/2013
Palestine & UNRWA																										20/01/2013
Qatar	NPL Oman																									13/01/2013
Saudi Arabia	NPL Saudi Arabia, NPL Oman																									12/01/2013
Somalia	NPL Kenya	3					3																			20/01/2013
Sudan	NPL Sudan, RRL Egypt	11				2	9															0%	100%			20/01/2013
South Sudan	NPL Kenya	1						1																		20/01/2013
Syria	NPL Syria, RRL Tunisia	1					1																			17/01/2013
Tunisia	RRL Tunisia	2					2																			18/01/2013
U.A.E	NPL Oman																									13/01/2013
Yemen	RRL Egypt	9					9																			20/01/2013
Total EMR 2013		191	2			13	169	7						2								6%	100%	100%	100%	
Total EMR 2012		10973	568	60	1977	8231	84	53	86	208				111	26	2	240	3	9	24	14	16%	94%	99%	97%	

* Specimens from all sources including non-AFP cases, excluding environmental samples

** This indicator reflects surveillance and laboratory activities

*** Environmental surveillance initiated in Egypt in September 2000 showed the following:

Year	2000	2001	2002	2003	2004	2005	2006	2007	2008	2009	2010	2011	2012	2013
Negative	52	55	136	299	469	499	492	458	444	481	415	448	400	1
Pending													9	19
Wild	2	75	26	12	13	2		2		1			2	
Total	54	130	162	311	482	501	492	458	446	481	416	448	411	20

In 2008, out of 446 samples, 2 positive for wild virus in Giza governorate (Al Haram Site) genomic sequence data indicate importation from Ethiopia / South Sudan & Cairo governorate (Al Haggana 2) genomic sequence data indicate nearest importation from India. In 2 010, 1 positive sample for wild virus in Aswan governorate (Aswan City) genomic sequence data indicate nearest importation from Sudan.

In 2012:

- 3 VDPVs were isolated. 2 P2 VDPVs in March and May 2012 in Cairo Governorate (Al Haggana) and P1 VDPV in April 2012 in Alexandria

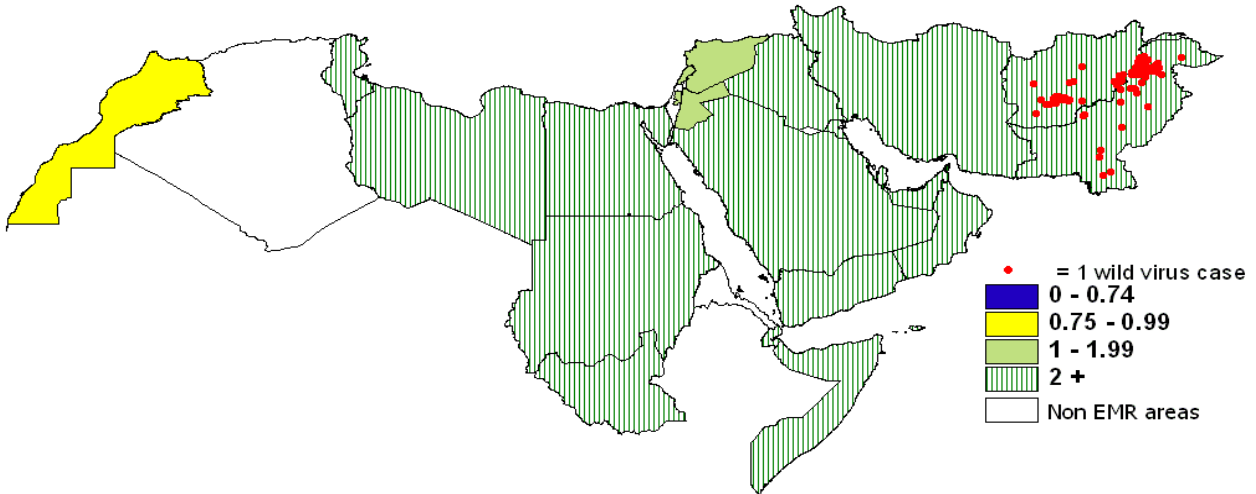
- 2 WPV1 were isolated from 2 sites in Cairo governorate (El Salam and Al Haggana), collected on 2 & 6 Dec 2012. Genetic sequencing shows close matching with a Pakistan environmental isolate from Sindh, Sukkur, Miani Pumping Station, collected on 05 Sept 2012.

****Environmental surveillance initiated in Pakistan in August 2009 showed the following:

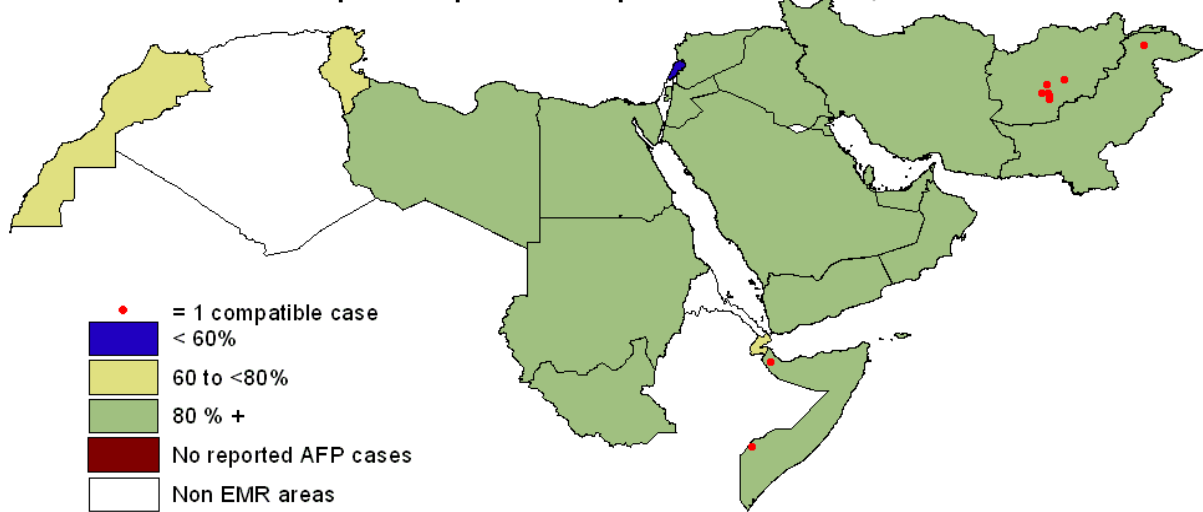
Status	2009		2010		2011		2012		2013				
	2009	2010	2010	2011	2011	2012	2012	2013	2013				
Negative	9	3 5 10	27	10 11 12 27	2 2 4 9	77	8 8 10 17	5 1 4 15	68	12 19 19 17	4 5 24 32	9 7	148
pending										1	1 1 1	1	4
Wild	1	8 7 2	18	6 20 12 6 12 5 9 9	9	79	4 28 14 19 19 11 20 21	136	16 4 19 19 7 3 4 7 6 1	86			
Grand Total	10	11 12 12	45	16 31 24 33 14 7 13 18	156	126 36 24 36 24 12 24 36	204	12 36 23 36 24 12 28 36 17 6 8	238	1 2 4 1 1 1 2	12	12	



Non polio AFP rate and wild virus in EMR, 01/01/2012 - 31/12/2012

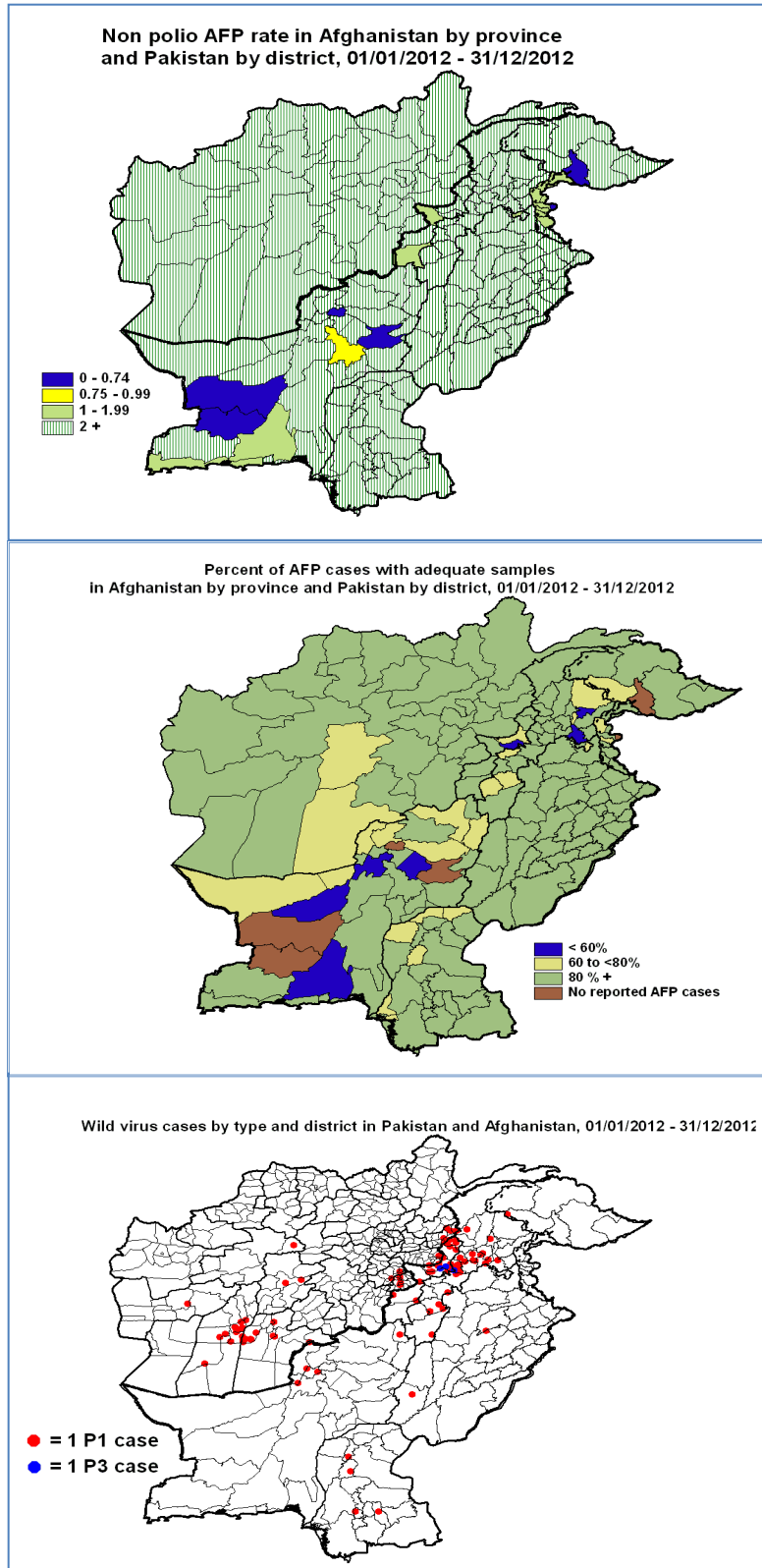


Percent of AFP cases with adequate samples and compatible cases in EMR, 01/01/2012 - 31/12/2012



Wild polio cases by country and date of onset of paralysis in EMR, 12-13

Year	COUNTRY	P1			P3			P1P3			Total Count	Total First Case	Total Last Case
		Count	First Case	Last Case	Count	First Case	Last Case	Count	First Case	Last Case			
2012	AFG	37	01/01/2012	20/12/2012							37	01/01/2012	20/12/2012
	PAK	55	01/01/2012	30/11/2012	2	19/02/2012	18/04/2012	1	04/01/2012	04/01/2012	58	01/01/2012	30/11/2012
2012 Total		92	01/01/2012	20/12/2012	2	19/02/2012	18/04/2012	1	04/01/2012	04/01/2012		01/01/2012	20/12/2012





Wild polio cases by district and date of onset of paralysis in Pakistan, 2012

PROVINCE	DISTRICT	P1			P3			P1P3			Total Count	Total First case	Total Last case
		Count	First case	Last case	Count	First case	Last case	Count	First case	Last case			
KHYBER PAKHTOON	LAKKIMRWT	3	16/01/2012	30/11/2012							3	16/01/2012	30/11/2012
	PESHAWAR	6	10/01/2012	20/11/2012							6	10/01/2012	20/11/2012
	MARDAN	4	21/07/2012	03/11/2012							4	21/07/2012	03/11/2012
	SWABI	3	22/08/2012	23/10/2012							3	22/08/2012	23/10/2012
	BUNIR	1	14/10/2012	14/10/2012							1	14/10/2012	14/10/2012
	TORGHAR	2	09/08/2012	26/09/2012							2	09/08/2012	26/09/2012
	DIRUPPER	1	14/09/2012	14/09/2012							1	14/09/2012	14/09/2012
	CHARSADA	2	12/07/2012	13/09/2012							2	12/07/2012	13/09/2012
	SHANGLA	1	25/08/2012	25/08/2012							1	25/08/2012	25/08/2012
	HARIPUR	1	20/08/2012	20/08/2012							1	20/08/2012	20/08/2012
	KARAK	1	10/08/2012	10/08/2012							1	10/08/2012	10/08/2012
	KOHAT	1	11/01/2012	11/01/2012							1	11/01/2012	11/01/2012
	DIKHAN	1	11/01/2012	11/01/2012							1	11/01/2012	11/01/2012
FATA	MOHMAND	1	10/11/2012	10/11/2012							1	10/11/2012	10/11/2012
	KHYBER	8	06/01/2012	17/10/2012	2	19/02/2012	18/04/2012	1	04/01/2012	04/01/2012	11	04/01/2012	17/10/2012
	BAJOUR	5	12/07/2012	09/10/2012							5	12/07/2012	09/10/2012
	KURRAM	1	25/09/2012	25/09/2012							1	25/09/2012	25/09/2012
	WAZIR-S	1	13/05/2012	13/05/2012							1	13/05/2012	13/05/2012
	WAZIR-N	1	10/02/2012	10/02/2012							1	10/02/2012	10/02/2012
BALOCHISTAN	SHARANI	1	02/10/2012	02/10/2012							1	02/10/2012	02/10/2012
	QUETTA	3	01/01/2012	22/06/2012							3	01/01/2012	22/06/2012
SINDH	NFEROZ	1	09/09/2012	09/09/2012							1	09/09/2012	09/09/2012
	LARKANA	1	21/05/2012	21/05/2012							1	21/05/2012	21/05/2012
	HYDERABAD	1	27/01/2012	27/01/2012							1	27/01/2012	27/01/2012
	MIRPURKHAS	1	03/01/2012	03/01/2012							1	03/01/2012	03/01/2012
GILGIT BALTIST	DIAMIR	1	06/08/2012	06/08/2012							1	06/08/2012	06/08/2012
PUNJAB	RAJANPUR	1	21/05/2012	21/05/2012							1	21/05/2012	21/05/2012
	JHANG	1	20/01/2012	20/01/2012							1	20/01/2012	20/01/2012
Grand Total		55	01/01/2012	30/11/2012	2	19/02/2012	18/04/2012	1	04/01/2012	04/01/2012		01/01/2012	30/11/2012

Khyber P1 case (NW/34/12/005) was identified as wild by a positive contact with date of stool collection 30/01/2012
 Khyber P1P3 case (NW/34/12/002) was identified as wild by positive contacts with date of stool collection 30/01/2012
 Karak P1 case (NW/51/12/013) was identified as wild by positive contacts with date of stool collection 08/09/2012
 DIAMIR P1 case (NA/31/12/004) was identified as wild by positive contacts with date of stool collection 06/09/2012

Wild polio cases by district and date of onset of paralysis in Afghanistan, 2012

PROVINCE	DISTRICT	P1		
		Count	First case	Last case
NANGARHAR	LAL PUR	1	20/12/2012	20/12/2012
	ACHIN	1	20/12/2012	20/12/2012
KHOST	MANDO ZAYI	2	14/09/2012	25/11/2012
	MUSA KHEL	1	09/11/2012	09/11/2012
HILMAND	LASHKAR GAH	1	19/11/2012	19/11/2012
	NAHRI SARRAJ	6	03/05/2012	21/10/2012
	SANGIN	1	20/07/2012	20/07/2012
	REG (H)	1	28/06/2012	28/06/2012
	NAD ALI	2	01/01/2012	23/01/2012
KANDAHAR	KANDAHAR	2	15/01/2012	28/10/2012
	MAYWAND	7	18/05/2012	20/10/2012
	KHAKREZ	1	14/03/2012	14/03/2012
	ARGHISTAN	1	03/01/2012	03/01/2012
URUZGAN	GIZAB	2	17/09/2012	18/10/2012
PAKTYA	CHAMKANI	1	01/10/2012	01/10/2012
	JADRAN	1	15/02/2012	15/02/2012
KUNAR	MARAWARA	1	21/09/2012	21/09/2012
	BAR KUNAR	2	30/06/2012	21/07/2012
	NARI	1	01/07/2012	01/07/2012
GHOR	LAL WA SARJANGAL	1	31/08/2012	31/08/2012
FARAH	BALA BULUK	1	02/06/2012	02/06/2012
Grand Total		37	01/01/2012	20/12/2012

Maywand P1 case (AFG/08/12/216) was identified as wild by a positive contact with date of stool collection 08/09/2012
 La Wa Sarjangal P1 case (AFG/03/12/216) was identified as wild by a positive contact with date of stool collection 09/09/2012
 Maywand P1 case (AFG/08/12/289) was identified as wild by a positive contact with date of stool collection 10/11/2012