



World Health Organization – Regional Office for Eastern Mediterranean

AFP SURVEILLANCE

4-Mar-13

Week 09, ending 03 March 2013

Number 752

Table 1: Acute Flaccid Paralysis (AFP) cases by week of onset

Country	Reported AFP cases by week of onset - Week (09/13)/ Ending on : (03/03/2013)														
	Total AFP 2011	Total AFP 2012	Total AFP to date, 2013	W 50 16 Dec 12	W 51 23 Dec 12	W 52 30 Dec 12	W 01 06 Jan 13	W 02 13 Jan 13	W 03 20 Jan 13	W 04 27 Jan 13	W 05 03 Feb 13	W 06 10 Feb 13	W 07 17 Feb 13	W 08 24 Feb 13	W 09 03 Mar 13
Afghanistan	1830	1829	294	33	36	23	32	34	42	36	38	46	37	26	3
Bahrain	10	19	1	2	1	2	1	0	0	0	0	0	0	0	0
Djibouti	6	6	0	0	0	0	0	0	0	0	0	0	0		
Egypt	1023	1022	162	15	21	30	21	16	14	19	25	25	16	23	3
Iran	603	689	115	17	13	15	18	16	14	22	11	14	15	4	2
Iraq	530	467	66	13	5	5	11	15	7	8	5	11	8	4	0
Jordan ****	30	34	4	2	2	1	0	2	0	2	0	0			
Kuwait	38	36	5	2	1	2	1	1	1	0	2	0	0	0	0
Lebanon ****	22	24	2	0	0	0	0	0	0	0	0	0	0	2	
Libya	35	42	8	4	1	1	1	1	0	1	2	2	1		
Morocco	76	81	13	3	2	0	1	1	4	1	4	1	1	1	0
Oman	39	31	3	0	1	0	0	1	1	0	0	0	1	0	0
Pakistan	5762	4946	435	86	83	55	81	69	66	62	49	67	36	12	
Palestine ****	17	21	3	1	1	0	0	0	0	0	1	2	0	0	
Qatar	6	13	2	0	0	1	0	1	0	0	0	1	0	0	0
Saudi Arabia	213	227	35	4	8	4	9	3	5	2	3	8	5	0	0
Somalia	172	148	12	3	3	3	1	2	2	3	2	1	1		
Sudan	362	384	50	5	6	9	9	6	3	2	14	6	8	2	0
South Sudan	341	325	27	3	0	2	2	7	5	6	5	2	0		
Syria ****	168	109	15	1	3	1	4	1	2	1	2	2	2	1	
Tunisia	47	61	4	0	0	1	2	0	0	0	1	1	0		
U.A.E	25	40	7	0	0	1	0	1	1	1	0	2	0	2	0
Yemen	386	478	82	14	12	8	12	13	15	11	7	10	10	7	0
Total EMR	11741	11032	1345	208	199	164	206	190	182	177	171	201	141	84	8

No data = No report received

Table 2: Confirmed polio cases by month of onset

Country	Total year 2011	Total year 2012	03/03		Confirmed polio cases by month of onset											
			2012	2013	April 2012	May 2012	June 2012	July 2012	August 2012	September 2012	October 2012	November 2012	December 2012	January 2013	February 2013	March 2013
Afghanistan	80	37	5	1	0	4	3	4	2	7	6	3	2	1		
Bahrain	0	0	0	0	0	0	0	0	0	0	0	0	0	0	0	
Djibouti	0	0	0	0	0	0	0	0	0	0	0	0	0	0	0	
Egypt	0	0	0	0	0	0	0	0	0	0	0	0	0	0	0	
Iran	0	0	0	0	0	0	0	0	0	0	0	0	0	0	0	
Iraq	0	0	0	0	0	0	0	0	0	0	0	0	0	0	0	
Jordan ****	0	0	0	0	0	0	0	0	0	0	0	0	0	0	0	
Kuwait	0	0	0	0	0	0	0	0	0	0	0	0	0	0	0	
Lebanon ****	0	0	0	0	0	0	0	0	0	0	0	0	0	0	0	
Libya	0	0	0	0	0	0	0	0	0	0	0	0	0	0	0	
Morocco	0	0	0	0	0	0	0	0	0	0	0	0	0	0	0	
Oman	0	0	0	0	0	0	0	0	0	0	0	0	0	0	0	
Pakistan	198	58	14	5	1	6	2	5	9	8	8	4	0	2	3	
Palestine ****	0	0	0	0	0	0	0	0	0	0	0	0	0	0	0	
Qatar	0	0	0	0	0	0	0	0	0	0	0	0	0	0	0	
Saudi Arabia	0	0	0	0	0	0	0	0	0	0	0	0	0	0	0	
Somalia	0	0	0	0	0	0	0	0	0	0	0	0	0	0	0	
Sudan	0	0	0	0	0	0	0	0	0	0	0	0	0	0	0	
South Sudan	0	0	0	0	0	0	0	0	0	0	0	0	0	0	0	
Syria ****	0	0	0	0	0	0	0	0	0	0	0	0	0	0	0	
Tunisia	0	0	0	0	0	0	0	0	0	0	0	0	0	0	0	
U.A.E	0	0	0	0	0	0	0	0	0	0	0	0	0	0	0	
Yemen	0	0	0	0	0	0	0	0	0	0	0	0	0	0	0	
Total EMR	278	95	19	6	1	10	5	9	11	15	14	7	2	3	3	0

**** UNRWA cases are included with those of country of residence



Table 3: Investigation of AFP cases with paralysis onset in 2012 & 2013 up to Week (09/13)/ Ending on : (03/03/2013)

COUNTRY	2012											2013											Latest line List Date		
	Total AFP cases onset 2012	AFP					Specimen % with *** adequate specimens	Wild isolates ****		Total AFP cases onset 2013	AFP					Specimen % with *** adequate specimens	Wild isolates ****								
		Case classification						Wild P1 Poliovirus	Wild P3 Poliovirus		Case classification						Wild P1 Poliovirus	Wild P3 Poliovirus							
		Total Confirmed Cases *	Polio Compatible	Pending Classification	Discarded (non polio AFP)	VDPV					Non polio AFP rate **	AFP cases pending classification > 90 days from onset of paralysis	AFP cases pending classification and lab > 90 days from onset of paralysis	Total Confirmed Cases *	Polio Compatible				Pending Classification	Discarded (non polio AFP)	VDPV	Annualized Non polio AFP rate **		AFP cases pending classification > 90 days from onset of paralysis	AFP cases pending classification and lab > 90 days from onset of paralysis
Afghanistan	1829	37	7	3	1771	11##	10.3	0	0	92.3	37	0	294	1	0	122	170	1	9.4	0	0	96.6	1	0	03/03/2013
Bahrain	19	0	0	6	13	0	7.0	0	0	94.7	0	0	1	0	0	1	0	0	2.2	0	0	100.0	0	0	03/03/2013
Djibouti	6	0	0	1	5	0	2.0	1	0	66.7	0	0	0	0	0	0	0	0	0.0	0	0		0	0	18/02/2013
Egypt	1022	0	0	2	1019	1	3.2	0	0	91.6	0	0	162	0	0	80	82	0	2.9	0	0	84.6	0	0	28/02/2013
Iran	689	0	0	1	686	2	3.5	1	0	92.6	0	0	115	0	0	69	46	0	3.9	0	0	97.4	0	0	02/03/2013
Iraq	467	0	0	18	449	0	3.2	18	17	89.7	0	0	66	0	0	28	38	0	2.7	0	0	84.8	0	0	28/02/2013
Jordan	34	0	0	7	27	0	1.4	2	0	85.3	0	0	4	0	0	4	0	0	1.0	0	0	100.0	0	0	14/02/2013
Kuwait	36	0	0	0	36	0	4.7	0	0	86.1	0	0	5	0	0	0	5	0	3.9	0	0	100.0	0	0	03/03/2013
Lebanon	24	0	0	0	24	0	2.0	0	0	50.0	0	0	2	0	0	2	0	0	1.2	0	0	100.0	0	0	02/03/2013
Libya	42	0	0	0	42	0	2.1	0	0	97.6	0	0	8	0	0	5	3	0	2.3	0	0	100.0	0	0	23/02/2013
Morocco	81	0	0	1	80	0	0.8	1	0	81.5	0	0	13	0	0	8	5	0	0.7	0	0	76.9	0	0	03/03/2013
Oman	31	0	0	0	31	0	3.9	0	0	100.0	0	0	3	0	0	1	2	0	2.2	0	0	66.7	0	0	03/03/2013
Pakistan	4946	58	1	154	4717	16##	6.4	137	6	88.8	56#	3#	435	5	0	105	324	1	3.3	0	0	94.0	5	0	02/03/2013
Palestine	21	0	0	0	21	0	1.2	0	0	95.2	0	0	3	0	0	3	0	0	1.0	0	0	100.0	0	0	26/04/2013
Qatar	13	0	0	2	11	0	5.6	1	0	92.3	0	0	2	0	0	2	0	0	5.1	0	0	100.0	0	0	03/03/2013
Saudi Arabia	227	0	0	0	227	0	2.6	0	0	96.0	0	0	35	0	0	35	0	0	2.3	0	0	97.1	0	0	03/03/2013
Somalia	148	0	2	0	145	1	2.9	0	0	98.0	0	0	12	0	0	6	5	1	1.3	0	0	100.0	0	0	22/02/2013
Sudan	384	0	0	0	383	1	2.5	0	0	96.6	0	0	50	0	0	14	36	0	1.9	0	0	98.0	0	0	03/03/2013
South Sudan	325	0	0	10	314	1	3.9	8	1	94.5	0	0	27	0	0	16	11	0	1.9	0	0	88.9	0	0	22/02/2013
Syria	109	0	0	0	109	0	1.1	0	0	84.4	0	0	15	0	0	8	7	0	0.9	0	0	66.7	0	0	27/02/2013
Tunisia	61	0	0	0	61	0	2.4	0	0	78.7	0	0	4	0	0	2	2	0	0.9	0	0	100.0	0	0	22/02/2013
U.A.E	40	0	0	0	40	0	4.0	0	0	100.0	0	0	7	0	0	3	4	0	4.1	0	0	100.0	0	0	03/03/2013
Yemen	478	0	0	3	471	4	4.1	0	0	93.3	0	0	82	0	0	29	53	0	4.0	0	0	95.1	0	0	03/03/2013
EMR	11032	95	10	208	10682	37	4.5	169	24	90.7	93	3	1345	6	0	543	793	3	3.2	0	0	93.2	6	0	
2011	11338	169	31	0	11129	10	4.6	0	0	90.9	137	32													

* Confirmed polio cases refer to wild isolation from AFP cases or from contacts of negative index AFP cases

** Non-polio AFP per 100,000 children <15 years

*** Adequate here refers to two stool specimens collected at least 24 hours apart, within 14 days of paralysis onset

**** AFP cases co infected with P1 and P3 are counted separately as wild isolates

In 2012, 1 AFP case in Pakistan had co-infection P1 & P3 from 2 contacts P1 & P3

In 2012, 3 AFP case in Afghanistan and 2 cases in Pakistan were identified as VDPVs by contacts



Table 4: Investigation of contacts of AFP cases with paralysis onset in 2013 up to Week (09/13)/ Ending on : (03/03/2013)

Country	No. of AFP cases	No. of eligible AFP cases for contact sampling*	% of eligible AFP cases with contact samplings	% of eligible AFP cases with 3+ contacts	Total number of Contacts*	% of contacts under 5 years	% of contacts with specimens collected within 7 days of notification of index	% Contact specimens in lab within 3 days of collection	% Contact specimens positive for NPEV	% Contact specimens positive for Sabin like virus	No. of contacts positive for wild virus	% of wild polio virus isolation from contacts	No. of Contacts positive for VDPVs	No. of -ve index AFP cases identified positive by contact	No. of district identified infected from contacts
Afghanistan	294	10	70.0	70.0	77	94.8	67.5	0.0	4.4	20.0	0	0.0		0	0
Bahrain	1	0			0						0			0	0
Djibouti											0				0
Egypt	162	29	31.0	31.0	33	60.6	45.5	100.0	11.1	0.0	0	0.0		0	0
Iran	115	3	100.0	100.0	19	42.1	73.7	73.7	5.3	5.3	0	0.0		0	0
Iraq	66	10	30.0	20.0	13	46.2	0.0	100.0	0.0	0.0	0	0.0		0	0
Jordan	4	0			0						0			0	0
Kuwait	5	0			8	12.5	75.0	100.0	0.0	0.0	0	0.0		0	0
Lebanon	2	0			0						0			0	0
Libya	8	0			0						0			0	0
Morocco	13	3	0.0	0.0	0						0			0	0
Oman	3	1	0.0	0.0	4	75.0	0.0	100.0	0.0	25.0	0	0.0		0	0
Pakistan	435	26	73.1	69.2	63	87.3	68.3	76.5	9.8	9.8	0	0.0		0	0
Palestine	3	0			0						0			0	0
Qatar	2	0			0						0			0	0
Saudi Arabia	35	1	0.0	0.0	0						0			0	0
Somalia	12	0			36	88.9	100.0	28.6	9.5	0.0	0	0.0	1	0	0
Sudan	50	1	100.0	100.0	17	94.1	47.1	100.0	0.0	0.0	0	0.0		0	0
South Sudan	27	3	100.0	100.0	74	83.8	100.0	0.0	7.4	0.0	0	0.0		0	0
Syria	15	5	20.0	0.0	2	0.0	0.0				0			0	0
Tunisia	4	0			0						0			0	0
U.A.E.	7	0			0						0			0	0
Yemen	82	4	0.0	0.0	50	70.0	80.0	25.9	22.2	0.0	0	0.0		0	0
Grand Total 2013	1345	96	47.9	44.8	396	78.5	72.7	45.1	8.8	7.1	0	0.0	1	0	0
Grand Total 2012	11032	1037	84.3	79.9	5724	82.9	70.6	45.2	18.5	3.3	10	0.2	11	7	4

* Eligible refers to AFP cases with inadequate stool specimens

** Total number of contacts from eligible AFP cases and from other AFP cases as per with country criteria for contact sampling

Last wild contacts in EMRO, 01/01/2012- 27/01/2013

Year	Country	Data	Date of Most Recent stool collection
		Count of wild contacts	
2012	Afghanistan	3	10/11/2012
	Pakistan	7	08/10/2012
2012 Total		10	10/11/2012



AFP SURVEILLANCE

4-Mar-13

Week 09, ending 03 March 2013

Number 752

Table 5: Laboratory investigation of AFP cases with paralysis onset in 2013 up to Week (09/13)/ Ending on : (03/03/2013)

Country	Polio laboratories Sequencing performed by CDC and RIVM laboratories	AFP cases with specimens	Preliminary virus isolation results of AFP cases						Poliovirus intratypic differentiation results #										Indicators				Latest report Date				
			Referred for ITD		NPEV only	Negative	Pending		Type 1			Type 2			Type 3			Discordant pending sequence	NPEV by PCR	Non-EV	Pending ITD	% specimens positive for NPEV*		% AFP cases with culture results within 14 days	% AFP cases with ITD results within 7 days	% AFP cases with ITD results within 45 days of onset**	
			L20B+	L20B+/NPEV			received < / = 14 days	received > 14 days ago	Wild	Sabin	VDPV	Wild	Sabin	VDPV	Wild	Sabin	VDPV										
Afghanistan	RRL Pakistan	271	13		25	161	72		1	6				2	1		4		1				9%	100%	100%	99%	01/03/2013
Bahrain	PNL Oman	1				1																	0%	100%		100%	03/03/2013
Djibouti	NPL Kenya																										18/02/2013
Egypt***	RRL Egypt	160		2	9	98	42	9			1								1	1			8%	98%	100%	100%	03/03/2013
Iran	NPL Iran	122	5		1	94	22				1										2		2%	100%	100%	100%	03/03/2013
Iraq	NPL Iraq, RRL Egypt	67	1		9	38	19																15%	100%		100%	02/03/2013
Jordan	NPL Jordan, RRL Tunisia	4				4																	5%	100%			03/03/2013
Kuwait	RRL Kuwait	7				6	1																4%	83%		100%	03/03/2013
Lebanon	RRL Egypt																						0%				03/03/2013
Libya	RRL Tunisia	9				8	1																0%	100%		100%	01/03/2013
Morocco	NPL Morocco, RRL Tunisia	11				9	2																0%	100%		100%	01/03/2013
Oman	NPL Oman	3				2	1																0%	100%		100%	03/03/2013
Pakistan	RRL Pakistan	551	27	4	35	337	148		5	9				2	1		13		1		1		8%	100%	97%	100%	01/03/2013
Palestine & UNRWA		3						3																			26/02/2013
Qatar	NPL Oman	2				1	1																0%	100%		100%	03/03/2013
Saudi Arabia	NPL Saudi Arabia, NPL Oman	15						15																			22/02/2013
Somalia	NPL Kenya	12	1			5		6		1													0%	0%		100%	22/03/2013
Sudan	NPL Sudan, RRL Egypt	50			8	32	9	1															17%	100%			03/03/2013
South Sudan	NPL Kenya	27			3	8		16															27%	0%		100%	22/02/2013
Syria	NPL Syria, RRL Tunisia	13				8	3	2															0%	88%		100%	25/03/2013
Tunisia	RRL Tunisia	5				3	2																0%	100%		100%	01/03/2013
U.A.E	NPL Oman	6				4	2																0%	100%		100%	03/03/2013
Yemen	RRL Egypt	74	7		2	45	20			2						5					1		8%	100%	100%	98%	03/03/2013
Total EMR 2013		1413	54	6	92	864	345	52	6	19				4	2		23		3	1	4	1	8%	98%	98%	100%	
Total EMR 2012		10997	574	60	1995	8346		20	86	210				114	29	2	242	3	6	24	14		16%	94%	99%	97%	

* Specimens from all sources including non-AFP cases, excluding environmental samples

****Environmental surveillance initiated in Pakistan in August 2009.

** This indicator reflects surveillance and laboratory activities

*** Environmental surveillance initiated in Egypt in September 2000.

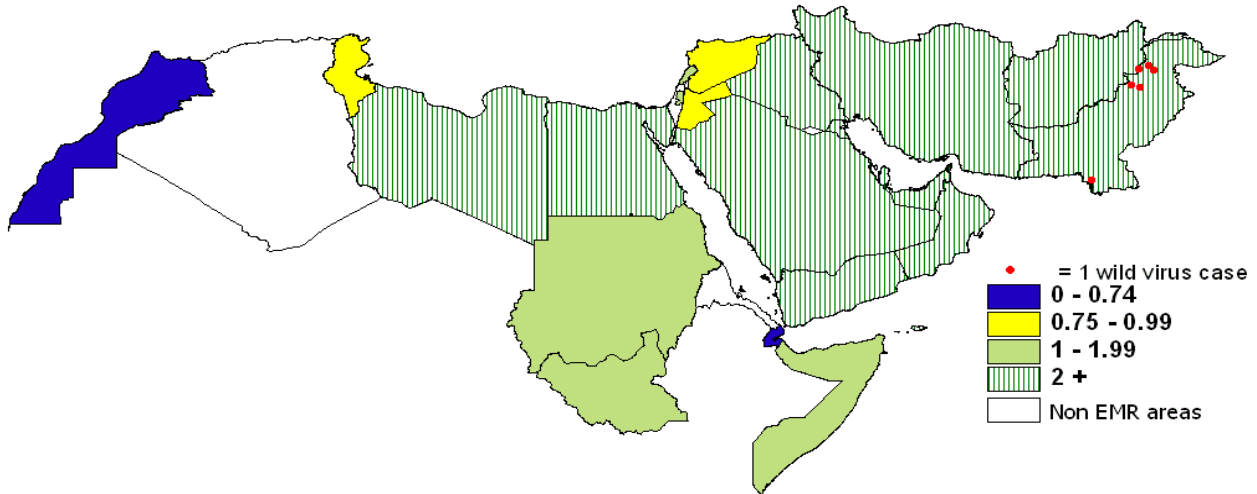
Result	2010	2011	2012	2013
Negative	415	448	400	47
Pending			9	29
Wild	1		2	
Total	416	448	411	76

Year 2012	Province	Site	Count	First date	Last Date
Wild	CAIRO	AL HAGGANA 2	1	06/12/2012	06/12/2012
Wild	CAIRO	EL SALAM	1	02/12/2012	02/12/2012
Wild Total			2	02/12/2012	06/12/2012
VDPV P2	ALEXANDRIA	GHARAB	1	10/04/2012	10/04/2012
VDPV P2	CAIRO	AL HAGGANA 2	2	29/03/2012	30/05/2012
VDPV P2	GIZA	MOHEET	1	27/09/2012	27/09/2012
VDPV P2	ISMALIA	ISMALIA	1	25/11/2012	25/11/2012
VDPV P2 Total			5	29/03/2012	25/11/2012

Status	2011							2012							2013																
	KHIBALDIA TOWN	KHIGADAP TOWN	KHIGULSHAN-E-IQBAL TOWN	LAHORE	PESHAWAR	RAWALPINDI	QUETTA	MULTAN	KHIBALDIA TOWN	KHIGADAP TOWN	KHIGULSHAN-E-IQBAL TOWN	LAHORE	PESHAWAR	RAWALPINDI	QUETTA	MULTAN	SUKKUR	HYDERABAD	FAISALABAD	KHIBALDIA TOWN	KHIGADAP TOWN	KHIGULSHAN-E-IQBAL TOWN	LAHORE	PESHAWAR	RAWALPINDI	QUETTA	MULTAN	SUKKUR	HYDERABAD	FAISALABAD	
Negative	8	8	10	17	5	1	4	15	68	12	19	19	17	4	5	24	32	10	7	149	1	2	3	6	1	3	4	2	4	26	
pending																						3	2	4	2	1	2	1	1	1	19
Wild	4	28	14	19	19	11	20	21	136	17	4	19	20	7	4	4	7	6	1	89	1		2						1	5	
Grand Total	12	36	24	36	24	12	24	36	204	12	36	23	36	24	12	28	36	17	6	238	1	6	5	10	4	2	5	5	4	2	6



Non polio AFP rate and wild virus in EMR, 01/01/2013 - 03/03/2013



Percent of AFP cases with adequate samples and compatible cases in EMR, 001/01/2013 - 03/03/2013



Wild polio cases by country and date of onset of paralysis in EMR, 2012-2013

Year	COUNTRY	P1			P3			P1P3			Total Count	Total First Case	Total Last Case
		Count	First Case	Last Case	Count	First Case	Last Case	Count	First Case	Last Case			
2012	AFG	37	01/01/2012	20/12/2012							37	01/01/2012	20/12/2012
	PAK	55	01/01/2012	30/11/2012	2	19/02/2012	18/04/2012	1	04/01/2012	04/01/2012	58	01/01/2012	30/11/2012
2012 Total		92	01/01/2012	20/12/2012	2	19/02/2012	18/04/2012	1	04/01/2012	04/01/2012		01/01/2012	20/12/2012
2013	AFG	1	31/01/2013	31/01/2013							1	31/01/2013	31/01/2013
	PAK	5	14/01/2013	12/02/2013							5	14/01/2013	12/02/2013
2013 Total		6	14/01/2013	12/02/2013								14/01/2013	12/02/2013



World Health Organization – Regional Office for Eastern Mediterranean

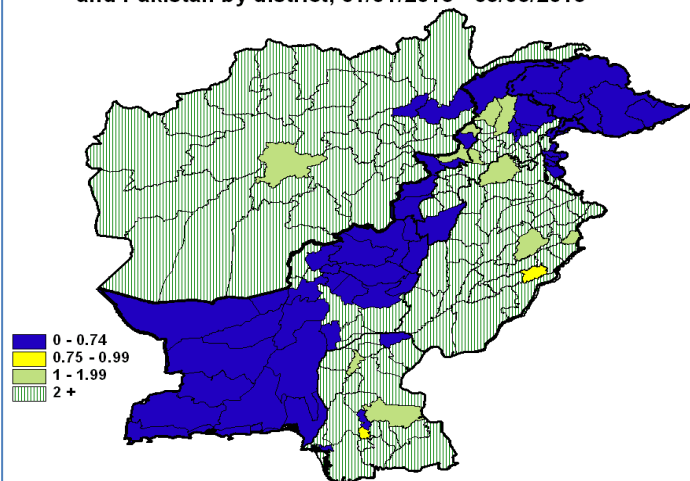
AFP SURVEILLANCE

Week 09, ending 03 March 2013

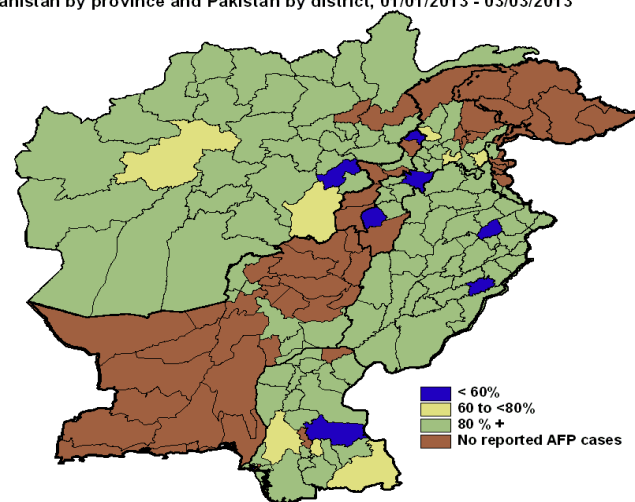
4-Mar-13

Number 752

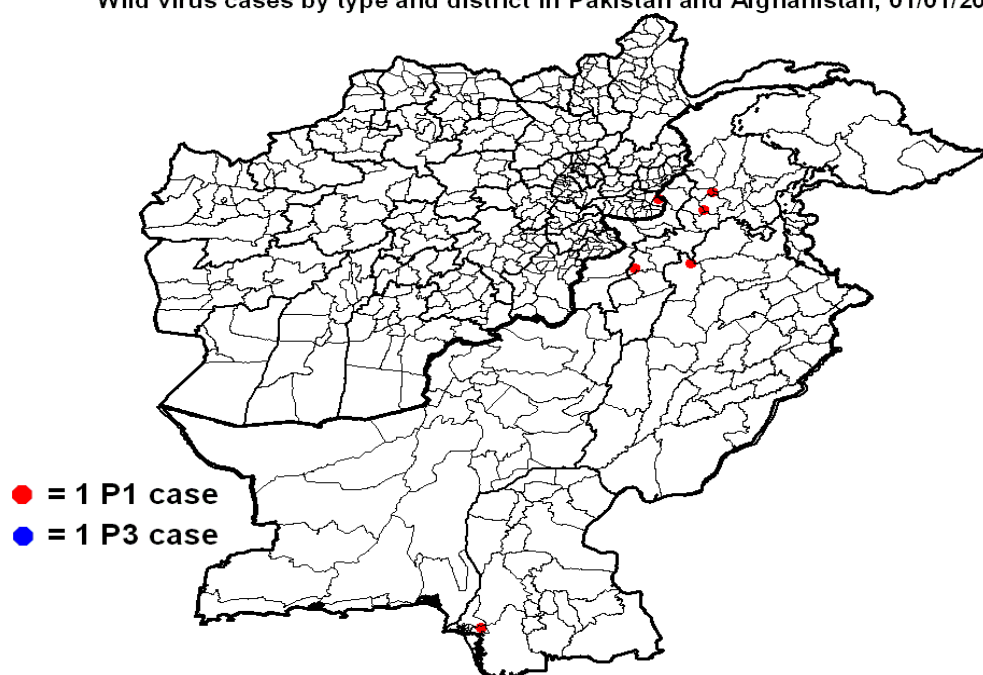
Non polio AFP rate in Afghanistan by province and Pakistan by district, 01/01/2013 - 03/03/2013



Percent of AFP cases with adequate samples in Afghanistan by province and Pakistan by district, 01/01/2013 - 03/03/2013



Wild virus cases by type and district in Pakistan and Afghanistan, 01/01/2013 - 03/03/2013



Wild polio cases by district and date of onset of paralysis in Pakistan, 2013

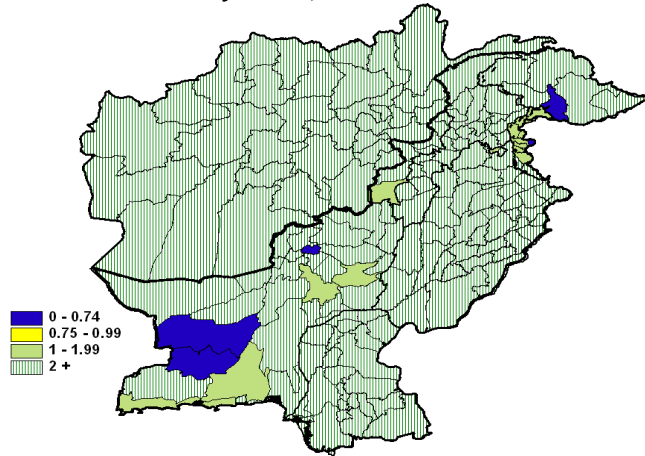
PROVINCE	DISTRICT	P1 Count	First case	Last case
PUNJAB	MIANWALI	1	07/02/2013	07/02/2013
SINDH	KHIBINQASIM	1	14/01/2013	14/01/2013
KHYBER PAKHTOON	MALAKAND	1	08/02/2013	08/02/2013
	MARDAN	1	12/02/2013	12/02/2013
	BANNU	1	26/01/2013	26/01/2013
Grand Total		5	14/01/2013	12/02/2013

Wild polio cases by district and date of onset of paralysis in Afghanistan, 2013

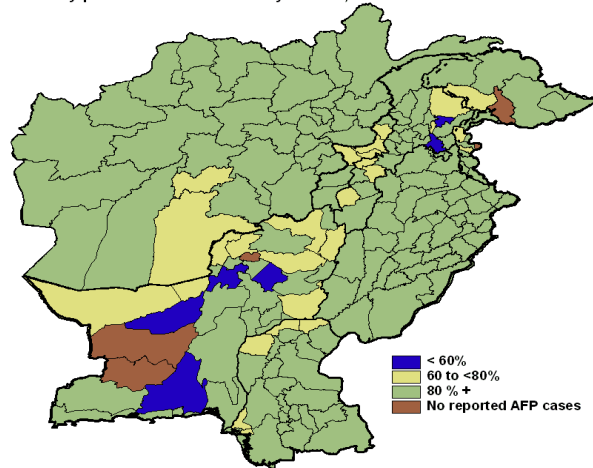
PROVINCE	DISTRICT	P1 Count	First case	Last case
NANGARHAR	LALPUR	1	31/01/2013	31/01/2013
Grand Total		1	31/01/2013	31/01/2013



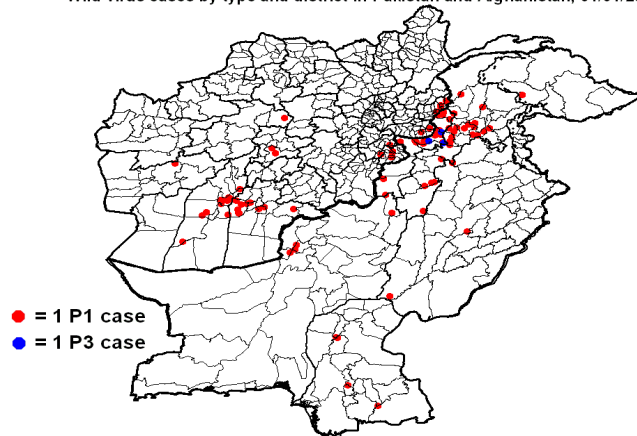
Non polio AFP rate in Afghanistan by province and Pakistan by district, 01/01/2012 - 31/12/2012



Percent of AFP cases with adequate samples in Afghanistan by province and Pakistan by district, 01/01/2012 - 31/12/2012



Wild virus cases by type and district in Pakistan and Afghanistan, 01/01/2012 - 31/12/2012





Wild polio cases by district and date of onset of paralysis in Pakistan, 2012

PROVINCE	DISTRICT	P1			P3			PIP3			Total Count	Total First case	Total Last case
		Count	First case	Last case	Count	First case	Last case	Count	First case	Last case			
KHYBER PAKHTOON	LAKKIMRWT	3	16/01/2012	30/11/2012							3	16/01/2012	30/11/2012
	PESHAWAR	6	10/01/2012	20/11/2012							6	10/01/2012	20/11/2012
	MARDAN	4	21/07/2012	03/11/2012							4	21/07/2012	03/11/2012
	SWABI	3	22/08/2012	23/10/2012							3	22/08/2012	23/10/2012
	BUNIR	1	14/10/2012	14/10/2012							1	14/10/2012	14/10/2012
	TORGHAR	2	09/08/2012	26/09/2012							2	09/08/2012	26/09/2012
	DIRUPPER	1	14/09/2012	14/09/2012							1	14/09/2012	14/09/2012
	CHARSADA	2	12/07/2012	13/09/2012							2	12/07/2012	13/09/2012
	SHANGLA	1	25/08/2012	25/08/2012							1	25/08/2012	25/08/2012
	HARIPUR	1	20/08/2012	20/08/2012							1	20/08/2012	20/08/2012
	KARAK	1	10/08/2012	10/08/2012							1	10/08/2012	10/08/2012
	KOHAT	1	11/01/2012	11/01/2012							1	11/01/2012	11/01/2012
	DIKHAN	1	11/01/2012	11/01/2012							1	11/01/2012	11/01/2012
FATA	MOHMAND	1	10/11/2012	10/11/2012							1	10/11/2012	10/11/2012
	KHYBER	8	06/01/2012	17/10/2012	2	19/02/2012	18/04/2012	1	04/01/2012	04/01/2012	11	04/01/2012	17/10/2012
	BAJOUR	5	12/07/2012	09/10/2012							5	12/07/2012	09/10/2012
	KURRAM	1	25/09/2012	25/09/2012							1	25/09/2012	25/09/2012
	WAZIR-S	1	13/05/2012	13/05/2012							1	13/05/2012	13/05/2012
	WAZIR-N	1	10/02/2012	10/02/2012							1	10/02/2012	10/02/2012
BALOCHISTAN	SHARANI	1	02/10/2012	02/10/2012							1	02/10/2012	02/10/2012
	QUETTA	3	01/01/2012	22/06/2012							3	01/01/2012	22/06/2012
SINDH	NFEROZ	1	09/09/2012	09/09/2012							1	09/09/2012	09/09/2012
	LARKANA	1	21/05/2012	21/05/2012							1	21/05/2012	21/05/2012
	HYDERABAD	1	27/01/2012	27/01/2012							1	27/01/2012	27/01/2012
	MIRPURKHAS	1	03/01/2012	03/01/2012							1	03/01/2012	03/01/2012
GILGIT BALTISTAN	DIAMIR	1	06/08/2012	06/08/2012							1	06/08/2012	06/08/2012
PUNJAB	RAJANPUR	1	21/05/2012	21/05/2012							1	21/05/2012	21/05/2012
	JHANG	1	20/01/2012	20/01/2012							1	20/01/2012	20/01/2012
Grand Total		55	01/01/2012	30/11/2012	2	19/02/2012	18/04/2012	1	04/01/2012	04/01/2012		01/01/2012	30/11/2012

Khyber P1 case (NW/34/12/005) was identified as wild by a positive contact with date of stool collection 30/01/2012
 Khyber P1P3 case (NW/34/12/002) was identified as wild by positive contacts with date of stool collection 30/01/2012
 Karak P1 case (NW/51/12/013) was identified as wild by positive contacts with date of stool collection 08/09/2012
 DIAMIR P1 case (NA/31/12/004) was identified as wild by positive contacts with date of stool collection 06/09/2012

Wild polio cases by district and date of onset of paralysis in Afghanistan, 2012

PROVINCE	DISTRICT	P1		
		Count	First case	Last case
NANGARHAR	LALPUR	1	20/12/2012	20/12/2012
	ACHIN	1	20/12/2012	20/12/2012
KHOST	MANDOZAYI	2	14/09/2012	25/11/2012
	MUSAKHEL	1	09/11/2012	09/11/2012
HILMAND	LASHKARGAH	1	19/11/2012	19/11/2012
	NAHR-E-SARAJ	6	03/05/2012	21/10/2012
	SANGIN	1	20/07/2012	20/07/2012
	REG	1	28/06/2012	28/06/2012
	NAD-E-ALI	2	01/01/2012	23/01/2012
	KANDAHAR	2	15/01/2012	28/10/2012
KANDAHAR	MAYWAND	7	18/05/2012	20/10/2012
	KHAKREZ	1	14/03/2012	14/03/2012
	ARGHESTAN	1	03/01/2012	03/01/2012
DAYKUNDI	GIZAB	2	17/09/2012	18/10/2012
PAKTYA	CHAMKANI	1	01/10/2012	01/10/2012
	ZADRAN	1	15/02/2012	15/02/2012
KUNAR	MARAWARA	1	21/09/2012	21/09/2012
	BARKUNAR	2	30/06/2012	21/07/2012
	NARI	1	01/07/2012	01/07/2012
GHOR	LAL WA SARJANGAL	1	31/08/2012	31/08/2012
FARAH	BALABULUK	1	02/06/2012	02/06/2012
Grand Total		37	01/01/2012	20/12/2012

Maywand P1 case (AFG/08/12/216) was identified as wild by a positive contact with date of stool collection 08/09/2012
 La Wa Sarjangal P1 case (AFG/03/12/216) was identified as wild by a positive contact with date of stool collection 09/09/2012
 Maywand P1 case (AFG/08/12/289) was identified as wild by a positive contact with date of stool collection 10/11/2012



Circulating VDPV cases and date of onset of paralysis in EMR countries by districts , 2012-2013

Year	COUNTRY	PROVINCE	DISTRICT	cVDP2			cVDP3			
				Count	First Case	Last Case	Count	First Case	Last Case	
2012	AFG	KANDAHAR	MAYWAND	1	17/10/2012	17/10/2012				
			PANJWAYI	2	30/10/2012	20/12/2012				
			SPINBOLDAK	1	05/11/2012	05/11/2012				
		HILMAND	KAJAKI	1	02/12/2012	02/12/2012				
			WASHER	1	20/12/2012	20/12/2012				
			NAD-E-ALI	3	03/12/2012	21/12/2012				
			NAHR-E-SARAJ	1	15/11/2012	15/11/2012				
			NAWZAD	1	24/12/2012	24/12/2012				
	AFG Total				11	17/10/2012	24/12/2012			
	PAK	BALUCHISTAN	KABDULAH	15	30/08/2012	14/12/2012				
		SINDH	KHIGADAP	1	08/12/2012	08/12/2012				
	PAK Total				16	30/08/2012	14/12/2012			
	SOM	LOWER JUBA	KISMAYO	1	23/07/2012	23/07/2012				
	SOM Total				1	23/07/2012	23/07/2012			
YEM	HAJJAH	HARAD				1	24/08/2012	24/08/2012		
	ALHUDAIDAH	ALZUHRA				1	27/04/2012	27/04/2012		
	SAADAH	SAHAR				1	25/11/2012	25/11/2012		
YEM Total							3	27/04/2012	25/11/2012	
2012 Total				28	23/07/2012	24/12/2012	3	27/04/2012	25/11/2012	
2013	AFG	HILMAND	NAD-E-ALI	1	22/01/2013	22/01/2013				
	AFG Total				1	22/01/2013	22/01/2013			
	PAK	BALUCHISTAN	JAFARABAD	1	11/01/2013	11/01/2013				
	PAK Total				1	11/01/2013	11/01/2013			
	SOM	LOWER SHABELLE	AFGOI	1	09/01/2013	09/01/2013				
SOM Total				1	09/01/2013	09/01/2013				
2013 Total				3	09/01/2013	22/01/2013				

In 2012, 3 AFP case in Afghanistan and 2 cases in Pakistan were identified as VDPVs by contacts