



## World Health Organization – Regional Office for Eastern Mediterranean

## AFP SURVEILLANCE

25-Mar-13

Week 12, ending 24 March 2013

Number 755

Table 1: Acute Flaccid Paralysis (AFP) cases by week of onset

Country	Reported AFP cases by week of onset - Week (12/13) / Ending on : (24/03/13)														
	Total AFP 2011	Total AFP 2012	Total AFP to date, 2013	W 01 06 Jan 13	W 02 13 Jan 13	W 03 20 Jan 13	W 04 27 Jan 13	W 05 03 Feb 13	W 06 10 Feb 13	W 07 17 Feb 13	W 08 24 Feb 13	W 09 03 Mar 13	W 10 10 Mar 13	W 11 17 Mar 13	W 12 24 Mar 13
Afghanistan	1830	1829	436	32	34	43	35	40	46	41	37	60	35	30	3
Bahrain	10	19	3	1	0	0	0	0	0	0	0	1	1	0	0
Djibouti	6	6	0	0	0	0	0	0	0	0					
Egypt	1023	1022	235	21	16	14	19	25	25	16	26	25	26	18	4
Iran	603	689	136	18	16	14	22	11	14	17	11	11	3		
Iraq	530	467	86	11	15	7	8	5	11	9	7	9	6	1	
Jordan ****	30	34	8	0	2	0	2	0	0	0	0	2	1	1	
Kuwait	38	36	9	1	1	1	0	2	0	0	2	0	2	0	0
Lebanon ****	22	24	2	0	0	0	0	0	0	0	2	0	0		
Libya	35	42	14	1	1	0	1	2	2	1	1	0	3	2	
Morocco	76	81	19	1	1	4	1	5	1	1	1	1	3	1	
Oman	39	31	4	0	1	1	0	0	0	1	0	0	1	0	
Pakistan	5762	4978	618	86	74	70	66	56	81	64	68	51	11	0	0
Palestine ****	17	21	3	0	0	0	0	1	2	0	0	0	0	0	
Qatar	6	13	2	0	1	0	0	0	1	0	0	0	0	0	0
Saudi Arabia	213	227	42	9	3	5	3	3	8	5	4	2	0		
Somalia	172	148	24	1	2	2	3	2	1	2	3	3	4	1	
Sudan	362	384	69	9	6	3	2	14	4	10	6	9	6	0	
South Sudan	341	325	44	2	8	6	6	5	3	3	7	4	0		
Syria ****	168	109	23	4	1	2	1	2	4	4	2	3	0	0	0
Tunisia	47	61	6	2	0	0	0	1	1	0	2	0	0	0	
U.A.E	25	40	10	0	1	1	1	0	2	0	2	2	1	0	0
Yemen	386	478	97	12	14	16	11	7	12	11	11	4	2	0	
<b>Total EMR</b>	<b>11741</b>	<b>11064</b>	<b>1890</b>	<b>211</b>	<b>197</b>	<b>189</b>	<b>181</b>	<b>181</b>	<b>218</b>	<b>185</b>	<b>192</b>	<b>187</b>	<b>105</b>	<b>54</b>	<b>7</b>

No data = No report received

Table 2: Confirmed polio cases by month of onset

Country	Total year 2011	Total year 2012	24/03		Confirmed polio cases by month of onset											
			2012	2013	April 2012	May 2012	June 2012	July 2012	August 2012	September 2012	October 2012	November 2012	December 2012	January 2013	February 2013	March 2013
Afghanistan	80	37	6	1	0	4	3	4	2	7	6	3	2	1		
Bahrain	0	0	0	0	0	0	0	0	0	0	0	0	0	0	0	0
Djibouti	0	0	0	0	0	0	0	0	0	0	0	0	0	0		
Egypt	0	0	0	0	0	0	0	0	0	0	0	0	0	0		
Iran	0	0	0	0	0	0	0	0	0	0	0		0	0		
Iraq	0	0	0	0	0	0	0	0	0	0	0	0	0	0		
Jordan ****	0	0	0	0	0	0	0	0	0	0	0	0	0	0		
Kuwait	0	0	0	0	0	0	0	0	0	0	0	0	0	0	0	
Lebanon ****	0	0	0	0	0	0	0	0	0	0	0	0	0	0		
Libya	0	0	0	0	0	0	0	0	0	0	0	0	0	0	0	
Morocco	0	0	0	0		0	0	0	0	0	0	0	0			
Oman	0	0	0	0	0	0	0	0	0	0	0	0	0	0	0	
Pakistan	198	58	15	5	1	6	2	5	9	8	8	4	0	2	3	
Palestine ****	0	0	0	0	0	0	0	0	0	0	0	0	0	0	0	
Qatar	0	0	0	0	0	0	0	0	0	0	0					
Saudi Arabia	0	0	0	0	0	0	0	0	0	0	0	0	0			
Somalia	0	0	0	0	0	0	0	0	0	0	0	0	0	0		
Sudan	0	0	0	0	0	0	0	0	0	0	0	0	0	0		
South Sudan	0	0	0	0	0	0	0	0	0	0	0					
Syria ****	0	0	0	0	0	0	0	0	0	0	0	0	0	0		
Tunisia	0	0	0	0	0	0	0	0	0	0	0	0	0	0		
U.A.E	0	0	0	0	0	0	0	0	0	0	0	0	0	0		
Yemen	0	0	0	0	0	0	0	0	0	0	0	0	0	0		
<b>Total EMR</b>	<b>278</b>	<b>95</b>	<b>21</b>	<b>6</b>	<b>1</b>	<b>10</b>	<b>5</b>	<b>9</b>	<b>11</b>	<b>15</b>	<b>14</b>	<b>7</b>	<b>2</b>	<b>3</b>	<b>3</b>	<b>0</b>

\*\*\*\* UNRWA cases are included with those of country of residence



Table 3: Investigation of AFP cases with paralysis onset in 2012 & 2013 up to Week (12/13) / Ending on : (24/03/13)

COUNTRY	2012												2013												Latest line List Date				
	AFP									Specimen			Wild cases ****		AFP									Specimen			Wild cases ****		
	Total AFP cases onset 2012	Case classification					Non polio AFP rate **	AFP cases pending classification > 90 days from onset of paralysis	AFP cases pending classification and lab > 90 days from onset of paralysis	% with *** adequate specimens	Wild P1 Poliovirus	Wild P3 Poliovirus	Total AFP cases onset 2013	Case classification					Annualized Non polio AFP rate **	AFP cases pending classification > 90 days from onset of paralysis	AFP cases pending classification and lab > 90 days from onset of paralysis	% with *** adequate specimens	Wild P1 Poliovirus	Wild P3 Poliovirus					
		Total Confirmed Polio Cases *	Polio Compatible	Pending Classification	Discarded (non polio AFP)	VDPV								Total Confirmed Polio Cases *	Polio Compatible	Pending Classification	Discarded (non polio AFP)	VDPV											
Afghanistan	1829	37	7	0	1774	11§	10.3	0	0	92.3	37	0	436	1	0	133	300	2	10.4	0	0	96.3	1	0	24/03/2013				
Bahrain	19	0	0	0	19	0	7.0	0	0	94.7	0	0	3	0	0	2	1	0	4.9	0	0	66.7	0	0	24/03/2013				
Djibouti	6	0	0	1	5	0	2.0	1	0	66.7	0	0	0	0	0	0	0	0	0.0	0	0		0	0	18/02/2013				
Egypt	1022	0	0	0	1021	1	3.2	0	0	91.6	0	0	235	0	0	86	149	0	3.1	0	0	84.3	0	0	21/03/2013				
Iran	689	0	0	1	686	2	3.5	1	0	92.6	0	0	136	0	0	35	101	0	3.4	0	0	97.8	0	0	16/03/2013				
Iraq	467	0	0	19	448	0	3.2	19	17	89.7	0	0	86	0	0	38	48	0	2.6	0	0	88.4	0	0	22/03/2013				
Jordan	34	0	0	0	34	0	1.4	0	0	85.3	0	0	8	0	0	6	2	0	1.4	0	0	100.0	0	0	21/03/2013				
Kuwait	36	0	0	0	36	0	4.7	0	0	86.1	0	0	9	0	0	2	7	0	5.2	0	0	100.0	0	0	24/03/2013				
Lebanon	24	0	0	0	24	0	2.0	0	0	50.0	0	0	2	0	0	2	0	0	0.9	0	0	100.0	0	0	16/03/2013				
Libya	42	0	0	0	42	0	2.1	0	0	97.6	0	0	14	0	0	6	8	0	3.0	0	0	92.9	0	0	21/03/2013				
Morocco	81	0	0	1	80	0	0.8	1	0	81.5	0	0	19	0	0	10	9	0	0.8	0	0	73.7	0	0	22/03/2013				
Oman	31	0	0	0	31	0	3.9	0	0	100.0	0	0	4	0	0	1	3	0	2.2	0	0	100.0	0	0	23/03/2013				
Pakistan	4978	58	1	160	4743	16§	6.4	154	10	88.7	56#	3#	618	5	0	153	459	1	3.5	0	0	93.0	5	0	16/03/2013				
Palestine	21	0	0	0	21	0	1.2	0	0	95.2	0	0	3	0	0	3	0	0	0.8	0	0	100.0	0	0	19/03/2013				
Qatar	13	0	0	2	11	0	5.6	1	0	92.3	0	0	2	0	0	2	0	0	3.8	0	0	100.0	0	0	24/03/2013				
Saudi Arabia	227	0	0	0	227	0	2.6	0	0	96.0	0	0	42	0	0	42	0	0	2.1	0	0	95.2	0	0	16/03/2013				
Somalia	148	0	2	0	145	1	2.9	0	0	98.0	0	0	24	0	0	15	8	1	2.0	0	0	100.0	0	0	16/03/2013				
Sudan	384	0	0	0	383	1	2.5	0	0	96.6	0	0	69	0	0	16	53	0	1.9	0	0	98.6	0	0	17/03/2013				
South Sudan	325	0	0	10	314	1	3.9	9	1	94.5	0	0	44	0	0	26	18	0	2.4	0	0	88.6	0	0	15/03/2013				
Syria	109	0	0	0	109	0	1.1	0	0	84.4	0	0	23	0	0	12	11	0	1.0	0	0	78.3	0	0	24/03/2013				
Tunisia	61	0	0	0	61	0	2.4	0	0	78.7	0	0	6	0	0	1	5	0	1.0	0	0	100.0	0	0	22/03/2013				
U.A.E	40	0	0	0	40	0	4.0	0	0	100.0	0	0	10	0	0	3	7	0	4.3	0	0	100.0	0	0	24/03/2013				
Yemen	478	0	0	0	474	4	4.1	0	0	93.1	0	0	97	0	0	44	53	0	3.5	0	0	90.7	0	0	17/03/2013				
EMR	11064	95	10	194	10728	37	4.5	186	28	90.6	93	3	1890	6	0	638	1242	4	3.4	0	0	92.7	6	0					
2011	11742	278	45	0	11395	24	4.8	0	0	90.0	276	2																	

\* Confirmed polio cases refer to wild isolation from AFP cases or from contacts of negative index AFP cases

\*\* Non-polio AFP per 100,000 children <15 years

\*\*\* Adequate here refers to two stool specimens collected at least 24 hours apart, within 14 days of paralysis onset

\*\*\*\* AFP cases co infected with P1 and P3 are counted separately as wild isolates

# In 2012, 1 AFP case in Pakistan had co infection P1 & P3 from 2 contacts P1 & P3

§ In 2012, 3 AFP cases in Afghanistan and 2 cases in Pakistan were identified as VDPVs by contacts



Table 4: Investigation of contacts of AFP cases with paralysis onset in 2013 up to Week (12/13) / Ending on : (24/03/2013)

Country	No. of AFP cases	No. of eligible AFP cases for contact sampling*	% of eligible AFP cases with contact samplings	% of eligible AFP cases with 3+ contacts	Total number of Contacts**	% of contacts under 5 years	% of contacts with specimens collected within 7 days of notification of index	% Contact specimens in lab within 3 days of collection	% Contact specimens positive for NPEV	% Contact specimens positive for Sabin like virus	No. of contacts positive for wild virus	% of wild polio virus isolation from contacts	No. of Contacts positive for VDPVs	No. of -ve index AFP cases identified positive by contact	No. of district identified infected from contacts
Afghanistan	436	16	62.5	62.5	113	93.8	66.4	4.7	7.0	16.3	0	0.0		0	0
Bahrain	3	1	0.0	0.0	0						0			0	0
Djibouti											0				0
Egypt	235	42	45.2	45.2	69	73.9	43.5	100.0	11.1	2.8	0	0.0		0	0
Iran	136	3	100.0	100.0	19	42.1	73.7	73.7	5.3	5.3	0	0.0		0	0
Iraq	86	10	60.0	50.0	30	60.0	0.0	100.0	0.0	0.0	0	0.0		0	0
Jordan	8	0			0						0			0	0
Kuwait	9	0			19	31.6	68.4	100.0	7.1	0.0	0	0.0		0	0
Lebanon	2	0			0						0			0	0
Libya	14	1	0.0	0.0	0						0			0	0
Morocco	19	5	0.0	0.0	0						0			0	0
Oman	4	0			4	75.0	0.0	100.0	0.0	25.0	0	0.0		0	0
Pakistan	618	43	51.2	46.5	71	85.9	67.6	76.5	9.8	9.8	0	0.0		0	0
Palestine	3	0			0						0			0	0
Qatar	2	0			0						0			0	0
Saudi Arabia	42	2	50.0	50.0	3	0.0	100.0				0			0	0
Somalia	24	0			57	93.0	98.2	22.2	11.1	0.0	0	0.0	1	0	0
Sudan	69	1	100.0	100.0	34	91.2	50.0	68.8	18.8	0.0	0	0.0		0	0
South Sudan	44	5	80.0	80.0	123	84.6	100.0	7.7	21.2	0.0	0	0.0		0	0
Syria	23	5	20.0	0.0	2	0.0	0.0				0			0	0
Tunisia	6	0			1	100.0	0.0	100.0	0.0	0.0	0	0.0		0	0
U.A.E.	10	0			0						0			0	0
Yemen	97	9	22.2	22.2	64	65.6	79.7	14.0	14.0	0.0	0	0.0		0	0
<b>Grand Total 2013</b>	<b>1890</b>	<b>143</b>	<b>48.3</b>	<b>45.5</b>	<b>609</b>	<b>79.5</b>	<b>70.6</b>	<b>41.5</b>	<b>11.1</b>	<b>6.0</b>	<b>0</b>	<b>0.0</b>	<b>1</b>	<b>0</b>	<b>0</b>
<b>Grand Total 2012</b>	<b>11064</b>	<b>1048</b>	<b>84.1</b>	<b>79.7</b>	<b>5723</b>	<b>82.9</b>	<b>70.8</b>	<b>45.1</b>	<b>18.5</b>	<b>3.3</b>	<b>10</b>	<b>0.2</b>	<b>11</b>	<b>7</b>	<b>4</b>

\* Eligible refers to AFP cases with inadequate stool specimens

\*\* Total number of contacts from eligible AFP cases and from other AFP cases as per with country criteria for contact sampling

Last wild contacts in EMRO, 01/01/2012- 24/03/2013

Year	Country	Count of wild contacts	Date of Most Recent stool collection
2012	Afghanistan	3	10/11/2012
	Pakistan	7	08/10/2012
<b>2012 Total</b>		<b>10</b>	<b>10/11/2012</b>



**Table 5: Laboratory investigation of AFP cases with paralysis onset in 2013 up to Week (12/13) / Ending on : (24/03/2013)**

Country	Polio laboratories  Sequencing performed by CDC and RIVM laboratories	AFP cases with specimens	Preliminary virus isolation results of AFP cases						Poliovirus intratypic differentiation results #										Indicators				Latest report Date					
			Referred for ITD		NPEV only	Negative	Pending		Type 1			Type 2			Type 3			Discordant pending sequence	NPEV by PCR	Non-EV	Pending ITD	% specimens positive for NPEV*		% AFP cases with culture results within 14 days	% AFP cases with ITD results within 7 days	% AFP cases with ITD results within 45 days of onset**		
			L20B+	L20B+/NPEV			received < / = 14 days	received > 14 days ago	Wild	Sabin	VDPV	Wild	Sabin	VDPV	Wild	Sabin	VDPV											
Afghanistan	RRL Pakistan	393	20	1	44	257	71		1	9			4	2		9								11%	100%	100%	99%	22/03/2013
Bahrain	PNL Oman	3				2	1																	0%	100%		100%	24/03/2013
Djibouti	NPL Kenya																											18/02/2013
Egypt***	RRL Egypt	178		2	9	98		69									1	1					8%	98%	100%	100%	07/03/2013	
Iran	NPL Iran	155	5		1	137	12		1							1		2					1%	100%	100%	99%	24/03/2013	
Iraq	RRL Egypt	88	1		9	48	13	17															13%	100%		100%	22/03/2013	
Jordan	RRL Tunisia	8				6	2																6%	100%			24/03/2013	
Kuwait	RRL Kuwait	11				8	3																5%	88%		100%	24/03/2013	
Lebanon	RRL Egypt	3						3															0%				07/03/2013	
Libya	RRL Tunisia	14				10	4																0%	100%		100%	22/03/2013	
Morocco	RRL Tunisia	15			1	11	3																6%	100%		100%	21/03/2013	
Oman	NPL Oman	4				4																	5%	100%		100%	24/03/2013	
Pakistan	RRL Pakistan	799	39	4	61	566	128	1	5	13			4	2		19			1				8%	100%	98%	98%	22/03/2013	
Palestine & UNRWA		3			1	2																	33%	0%		100%	19/03/2013	
Qatar	NPL Oman	2				2																	0%	100%		100%	24/03/2013	
Saudi Arabia	NPL Oman	15						15																			24/02/2013	
Somalia	NPL Kenya	24	2			7	5	10		2													0%	0%		100%	16/03/2013	
Sudan	RRL Egypt	78			12	52	14																16%	100%			24/03/2013	
South Sudan	NPL Kenya	44			5	14		25															26%	0%		100%	15/03/2013	
Syria	RRL Tunisia	24			1	19	2	2															5%	93%		100%	21/03/2013	
Tunisia	RRL Tunisia	11				6	5																0%	100%		100%	22/03/2013	
U.A.E	NPL Oman	10				7	3																0%	100%		100%	24/03/2013	
Yemen	RRL Egypt	84	7		2	45		30		2					5					1			8%	100%	100%	98%	07/03/2013	
<b>Total EMR 2013</b>		1966	74	7	146	1301	266	172	6	27			8	4		34			1	1	4	1	9%	98%	99%	99%		
<b>Total EMR 2012</b>		10997	574	60	1995	8347		19	86	210			114	29	2	242	3		6	24	14		16%	94%	99%	97%		

\* Specimens from all sources including non-AFP cases, excluding environmental samples

\*\*\*\*Environmental surveillance initiated in Pakistan in August 2009 showed the following:

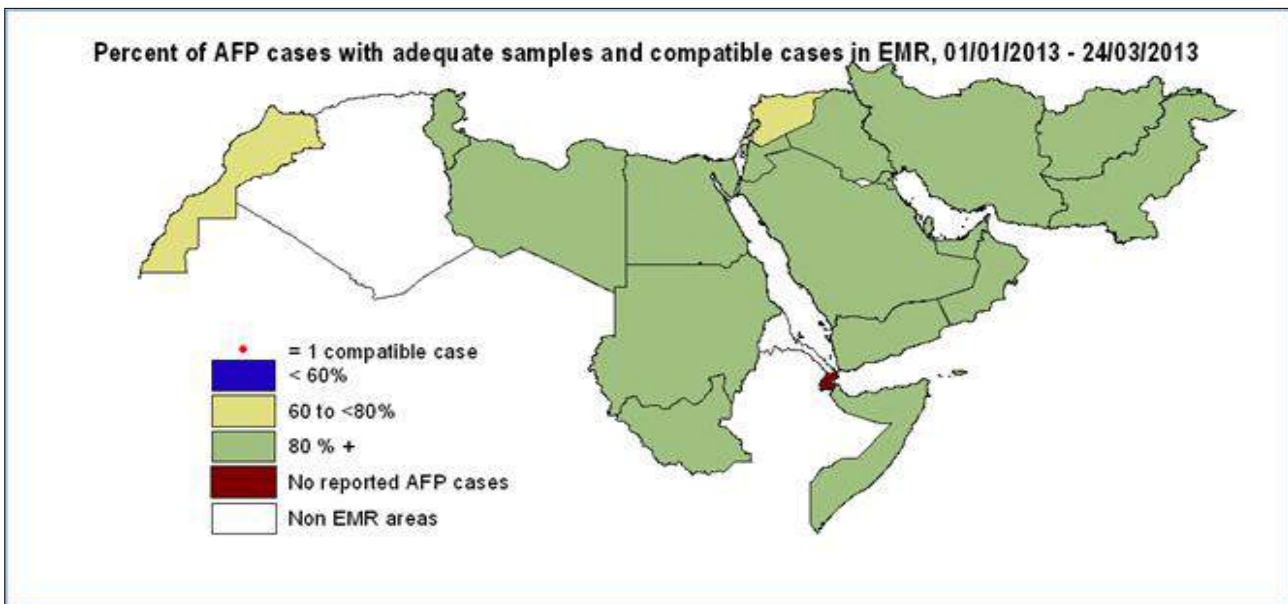
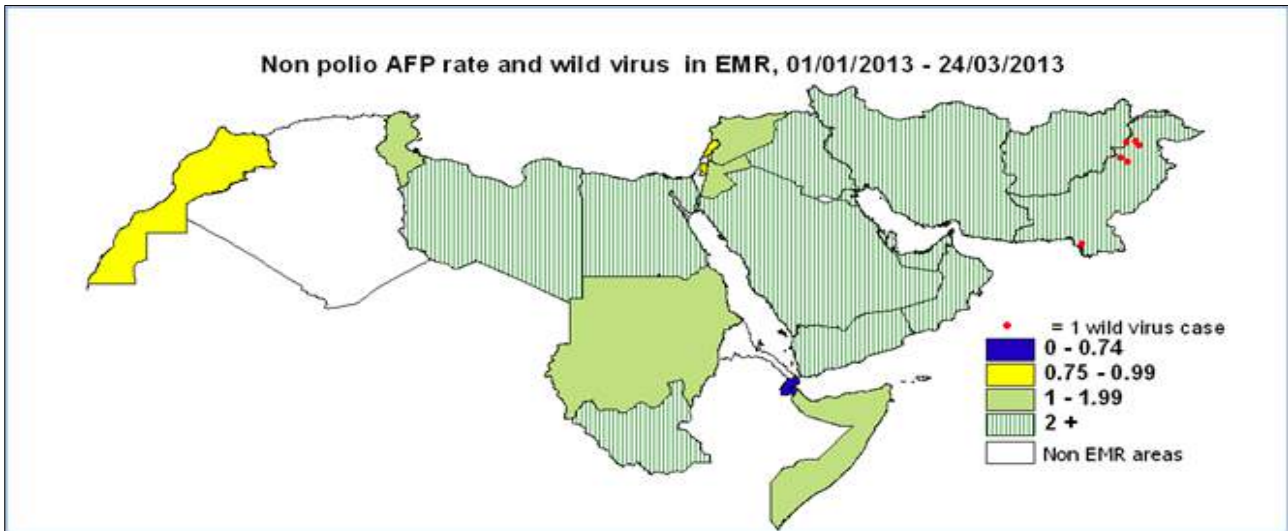
\*\* This indicator reflects surveillance and laboratory activities

\*\*\* Environmental surveillance initiated in Egypt in September 2000 showed the following:

YEAR				
Result	2010	2011	2012	2013
Negative	416	448	401	63
Pending			8	24
Wild			2	
<b>Total</b>	416	448	411	87

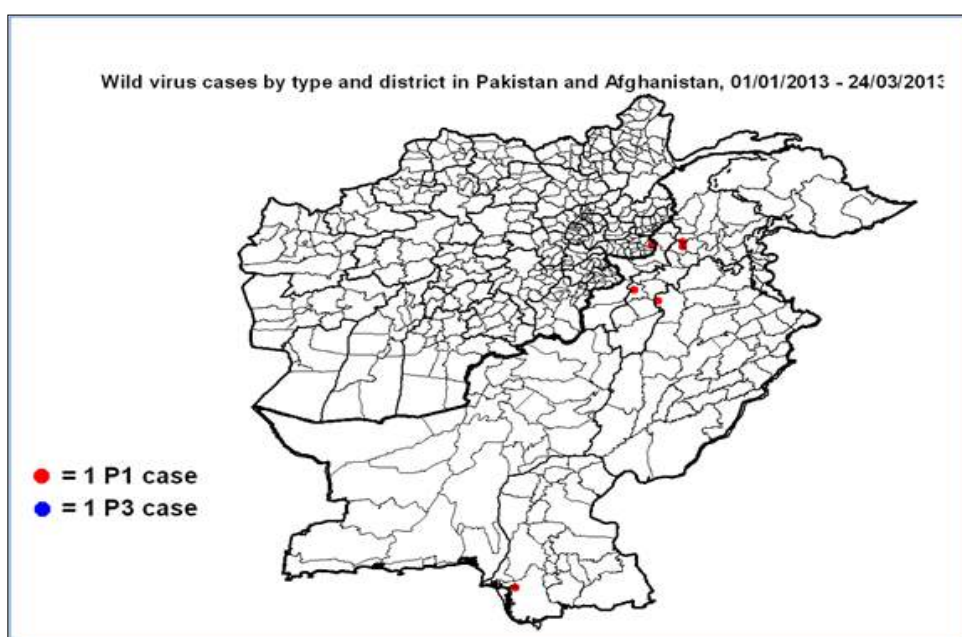
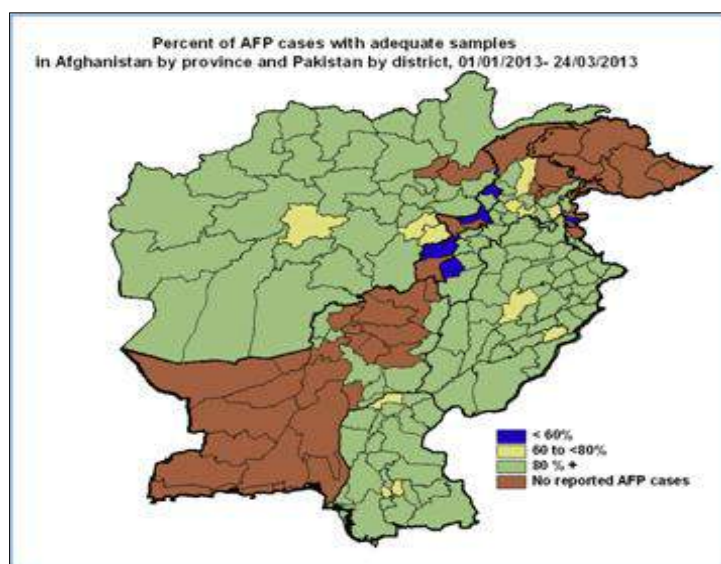
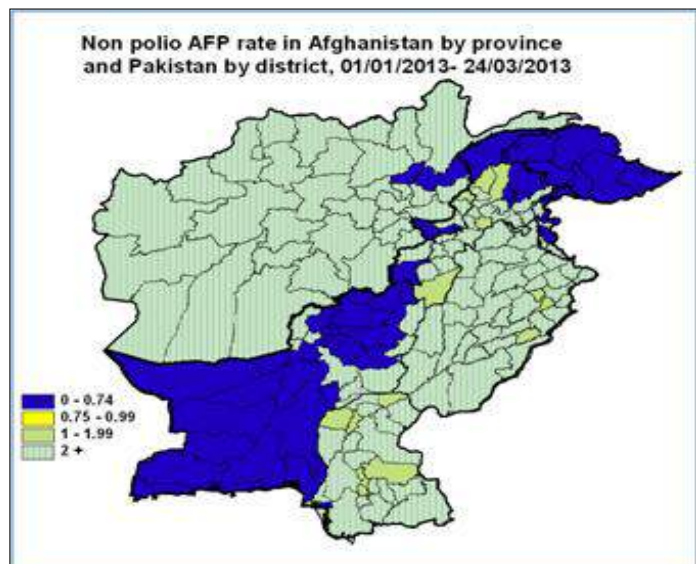
	Province	Site	Count	First date	Last Date
Wild	CAIRO	AL HAGGANA 2	1	06/12/2012	06/12/2012
		EL SALAM	1	02/12/2012	02/12/2012
<b>Wild Total</b>			<b>2</b>	<b>02/12/2012</b>	<b>06/12/2012</b>
VDPVP2	CAIRO	AL HAGGANA 2	2	29/03/2012	30/05/2012
		GIZA	1	27/09/2012	27/09/2012
		ISMALIA	1	25/11/2012	25/11/2012
<b>VDPVP2 Total</b>			<b>4</b>	<b>29/03/2012</b>	<b>25/11/2012</b>
VDPVP1	ALEXANDRIA	GHARAB	1	10/04/2012	10/04/2012
<b>VDPVP1 Total</b>			<b>1</b>	<b>10/04/2012</b>	<b>10/04/2012</b>

Year	2011										2011	2012										2012	2013										2013		
Status	KHI.BALDIA TOWN	KHI.GADAP TOWN	KHI.GULSHAN-E-IQBAL TOWN	LAHORE	PESHAWAR	RAWALPINDI	QUETTA	MULTAN				KHI.BALDIA TOWN	KHI.GADAP TOWN	KHI.GULSHAN-E-IQBAL TOWN	LAHORE	PESHAWAR	RAWALPINDI	QUETTA	MULTAN	SUKKUR	HYDERABAD	FAISALABAD		KHI.BALDIA TOWN	KHI.GADAP TOWN	KHI.GULSHAN-E-IQBAL TOWN	LAHORE	PESHAWAR	RAWALPINDI	QUETTA	MULTAN	SUKKUR	HYDERABAD	FAISALABAD	
Negative	8	8	10	17	5	1	4	15			68	12	19	19	17	4	5	24	32	10		7	149	1	5	5	10	2	4	5	4			5	41
pending																								1	3	2	5	2	2	3	2	1	2	23	
Wild	4	28	14	19	19	11	20	21			136	17	4	19	20	7	4	4	7	6	1		89	1		3	1			2	1			8	
<b>Grand Total</b>	12	36	24	36	24	12	24	36			204	12	36	23	36	24	12	28	36	17	6	8	238	2	9	7	15	5	2	7	8	6	3	8	72



**Wild polio cases by country and date of onset of paralysis in EMR, 2012-2013**

Year	COUNTRY	P1			P3			P1P3			Total Count	First Case	Last Case
		Count	First Case	Last Case	Count	First Case	Last Case	Count	First Case	Last Case			
2012	AFG	37	01/01/2012	20/12/2012							37	01/01/2012	20/12/2012
	PAK	55	01/01/2012	30/11/2012	2	19/02/2012	18/04/2012	1	04/01/2012	04/01/2012	58	01/01/2012	30/11/2012
	<b>2012 Total</b>	<b>92</b>	<b>01/01/2012</b>	<b>20/12/2012</b>	<b>2</b>	<b>19/02/2012</b>	<b>18/04/2012</b>	<b>1</b>	<b>04/01/2012</b>	<b>04/01/2012</b>	<b>95</b>	<b>01/01/2012</b>	<b>20/12/2012</b>
2013	AFG	1	31/01/2013	31/01/2013							1	31/01/2013	31/01/2013
	PAK	5	14/01/2013	12/02/2013							5	14/01/2013	12/02/2013
	<b>2013 Total</b>	<b>6</b>	<b>14/01/2013</b>	<b>12/02/2013</b>							<b>6</b>	<b>14/01/2013</b>	<b>12/02/2013</b>



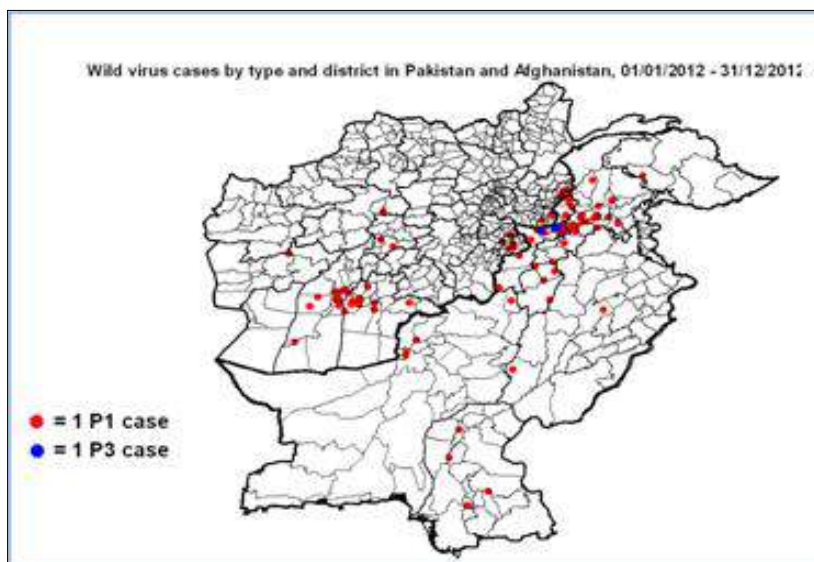
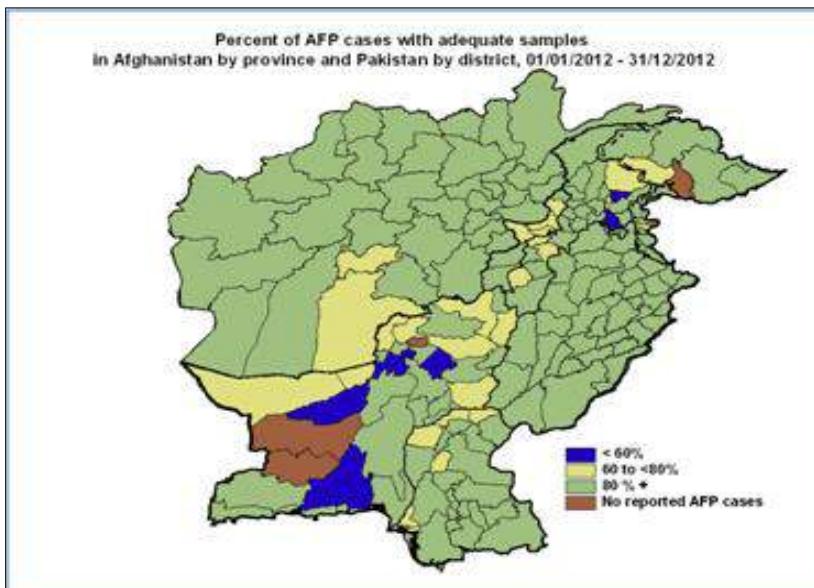
#### Wild Polio cases by district and date of onset of paralysis, Afghanistan 2013

		P1		
PROVINCE	DISTRICT	Count	First case	Last case
<input type="checkbox"/> NANGARHAR	LALPUR	1	31/01/2013	31/01/2013
Grand Total		1	31/01/2013	31/01/2013

#### Wild Polio cases by district and date of onset of paralysis, Pakistan 2013

		P1		
PROVINCE	DISTRICT	Count	First case	Last case
<input type="checkbox"/> PUNJAB	MIANWALI	1	07/02/2013	07/02/2013
<input type="checkbox"/> SINDH	KHIBINQASIM	1	14/01/2013	14/01/2013
<input type="checkbox"/> KHYBER PAKHTOON	MALAKAND	1	08/02/2013	08/02/2013
	MARDAN	1	12/02/2013	12/02/2013
	BANNU	1	26/01/2013	26/01/2013
Grand Total		5	14/01/2013	12/02/2013







## World Health Organization – Regional Office for Eastern Mediterranean

## AFP SURVEILLANCE

25-Mar-13

Week 12, ending 24 March 2013

Number 755

## Wild Polio cases by district and date of onset of paralysis, Afghanistan 2012

PROVINCE	DISTRICT	P1		
		Count	First case	Last case
NANGARHAR	LAL PUR	1	20/12/2012	20/12/2012
	ACHIN	1	20/12/2012	20/12/2012
KHOST	MANDO ZAYI	2	14/09/2012	25/11/2012
	MUSA KHEL	1	09/11/2012	09/11/2012
HILMAND	LASHKAR GAH	1	19/11/2012	19/11/2012
	NAHRI SARRAJ	6	03/05/2012	21/10/2012
	SANGIN	1	20/07/2012	20/07/2012
	REG (H)	1	28/06/2012	28/06/2012
	NAD ALI	2	01/01/2012	23/01/2012
KANDAHAR	KANDAHAR	2	15/01/2012	28/10/2012
	MAYWAND	7	18/05/2012	20/10/2012
	KHAKREZ	1	14/03/2012	14/03/2012
	ARGHISTAN	1	03/01/2012	03/01/2012
URUZGAN	GIZAB	2	17/09/2012	18/10/2012
PAKTYA	CHAMKANI	1	01/10/2012	01/10/2012
	JADRAN	1	15/02/2012	15/02/2012
KUNAR	MARAWARA	1	21/09/2012	21/09/2012
	BAR KUNAR	2	30/06/2012	21/07/2012
	NARI	1	01/07/2012	01/07/2012
GHOR	LAL WA SARJANGAL	1	31/08/2012	31/08/2012
FARAH	BALA BULUK	1	02/06/2012	02/06/2012
Grand Total		37	01/01/2012	20/12/2012

Maywand P1 case (AFG/08/12/216) was identified as wild by a positive contact with date of stool collection 08/09/2012  
 Lal Wa Sarjangal P1 case (AFG/03/12/216) was identified as wild by a positive contact with date of stool collection 09/09/2012  
 Maywand P1 case (AFG/08/12/289) was identified as wild by a positive contact with date of stool collection 10/11/2012

## Wild Polio cases by district and date of onset of paralysis, Pakistan 2012

PROVINCE	DISTRICT	P1			P3			P1P3			Total Count	First case	Last case
		Count	First case	Last case	Count	First case	Last case	Count	First case	Last case			
KHYBER PAKHTOON	LAKKIMRWT	3	16/01/2012	30/11/2012							3	16/01/2012	30/11/2012
	PESHAWAR	6	10/01/2012	20/11/2012							6	10/01/2012	20/11/2012
	MARDAN	4	21/07/2012	03/11/2012							4	21/07/2012	03/11/2012
	SWABI	3	22/08/2012	23/10/2012							3	22/08/2012	23/10/2012
	BUNIR	1	14/10/2012	14/10/2012							1	14/10/2012	14/10/2012
	TORGHAR	2	09/08/2012	26/09/2012							2	09/08/2012	26/09/2012
	DIRUPPER	1	14/09/2012	14/09/2012							1	14/09/2012	14/09/2012
	CHARSADA	2	12/07/2012	13/09/2012							2	12/07/2012	13/09/2012
	SHANGLA	1	25/08/2012	25/08/2012							1	25/08/2012	25/08/2012
	HARIPUR	1	20/08/2012	20/08/2012							1	20/08/2012	20/08/2012
	KARAK	1	10/08/2012	10/08/2012							1	10/08/2012	10/08/2012
	KOHAT	1	11/01/2012	11/01/2012							1	11/01/2012	11/01/2012
	DIKHAN	1	11/01/2012	11/01/2012							1	11/01/2012	11/01/2012
	FATA	MOHMAND	1	10/11/2012	10/11/2012							1	10/11/2012
KHYBER		8	06/01/2012	17/10/2012	2	19/02/2012	18/04/2012	1	04/01/2012	04/01/2012	11	04/01/2012	17/10/2012
BAJOUR		5	12/07/2012	09/10/2012							5	12/07/2012	09/10/2012
KURRAM		1	25/09/2012	25/09/2012							1	25/09/2012	25/09/2012
WAZIR-S		1	13/05/2012	13/05/2012							1	13/05/2012	13/05/2012
WAZIR-N		1	10/02/2012	10/02/2012							1	10/02/2012	10/02/2012
BALOCHISTAN	SHARANI	1	02/10/2012	02/10/2012							1	02/10/2012	02/10/2012
	QUETTA	3	01/01/2012	22/06/2012							3	01/01/2012	22/06/2012
SINDH	NFEROZ	1	09/09/2012	09/09/2012							1	09/09/2012	09/09/2012
	LARKANA	1	21/05/2012	21/05/2012							1	21/05/2012	21/05/2012
	HYDERABAD	1	27/01/2012	27/01/2012							1	27/01/2012	27/01/2012
	MIRPURKHAS	1	03/01/2012	03/01/2012							1	03/01/2012	03/01/2012
GILGIT BALTISTAN	DIAMIR	1	06/08/2012	06/08/2012							1	06/08/2012	06/08/2012
PUNJAB	RAJANPUR	1	21/05/2012	21/05/2012							1	21/05/2012	21/05/2012
	JHANG	1	20/01/2012	20/01/2012							1	20/01/2012	20/01/2012
Grand Total		55	01/01/2012	30/11/2012	2	19/02/2012	18/04/2012	1	04/01/2012	04/01/2012	58	01/01/2012	30/11/2012

Khyber P1 case (NW/34/12/005) was identified as wild by a positive contact with date of stool collection 30/01/2012  
 Khyber P1P3 case (NW/34/12/002) was identified as wild by positive contacts with date of stool collection 30/01/2012  
 Karak P1 case (NW/51/12/013) was identified as wild by a positive contact with date of stool collection 08/09/2012  
 Diamir P1 case (NA/31/12/004) was identified as wild by a positive contact with date of stool collection 06/09/2012





**Circulating VDPV cases and date of onset of paralysis in EMR countries by districts  
2012-2013**

Year	COUNTRY	PROVINCE	DISTRICT	cVDP2			cVDP3		
				Count	First Case	Last Case	Count	First Case	Last Case
2012	AFG	KANDAHAR	MAYWAND	1	17/10/2012	17/10/2012			
			PANJWAYI	2	30/10/2012	20/12/2012			
			SPINBOLDAK	1	05/11/2012	05/11/2012			
		HILMAND	KAJAKI	1	02/12/2012	02/12/2012			
			WASHER	1	20/12/2012	20/12/2012			
			NAD-E-ALI	3	03/12/2012	21/12/2012			
			NAHR-E-SARAJ	1	15/11/2012	15/11/2012			
			NAWZAD	1	24/12/2012	24/12/2012			
			<b>AFG Total</b>			<b>11</b>	<b>17/10/2012</b>	<b>24/12/2012</b>	
	PAK	BALUCHISTAN	KABDULAH	15	30/08/2012	14/12/2012			
		SINDH	KHIGADAP	1	08/12/2012	08/12/2012			
	<b>PAK Total</b>			<b>16</b>	<b>30/08/2012</b>	<b>14/12/2012</b>			
	SOM	LOWER JUBA	KISMAYO	1	23/07/2012	23/07/2012			
	<b>SOM Total</b>			<b>1</b>	<b>23/07/2012</b>	<b>23/07/2012</b>			
YEM	HAJJAH	HARAD				1	24/08/2012	24/08/2012	
	ALHUDAIDAH	ALZUHRA				1	27/04/2012	27/04/2012	
	SAADAH	SAHAR				1	25/11/2012	25/11/2012	
<b>YEM Total</b>						<b>3</b>	<b>27/04/2012</b>	<b>25/11/2012</b>	
<b>2012 Total</b>				<b>28</b>	<b>23/07/2012</b>	<b>24/12/2012</b>	<b>3</b>	<b>27/04/2012</b>	<b>25/11/2012</b>
2013	AFG	HILMAND	NAD-E-ALI	2	22/01/2013	20/02/2013			
	<b>AFG Total</b>			<b>2</b>	<b>22/01/2013</b>	<b>20/02/2013</b>			
	PAK	BALUCHISTAN	JAFARABAD	1	11/01/2013	11/01/2013			
	<b>PAK Total</b>			<b>1</b>	<b>11/01/2013</b>	<b>11/01/2013</b>			
	SOM	LOWER SHABELLE	AFGOI	1	09/01/2013	09/01/2013			
<b>SOM Total</b>			<b>1</b>	<b>09/01/2013</b>	<b>09/01/2013</b>				
<b>2013 Total</b>				<b>4</b>	<b>09/01/2013</b>	<b>20/02/2013</b>			

**In 2012, 3 AFP cases in Afghanistan and 2 cases in Pakistan were identified as VDPVs by contacts**