



World Health Organization – Regional Office for Eastern Mediterranean

AFP SURVEILLANCE

Week 13, ending 31 March 2013

1-Apr-13

Number 756

Table 1: Acute Flaccid Paralysis (AFP) cases by week of onset

Country	Reported AFP cases by week of onset - Week (13/13) / Ending on : (31/03/13)														
	Total AFP 2011	Total AFP 2012	Total AFP to date, 2013	W 02 13 Jan 13	W 03 20 Jan 13	W 04 27 Jan 13	W 05 03 Feb 13	W 06 10 Feb 13	W 07 17 Feb 13	W 08 24 Feb 13	W 09 03 Mar 13	W 10 10 Mar 13	W 11 17 Mar 13	W 12 24 Mar 13	W 13 31 Mar 13
Afghanistan	1830	1829	474	34	43	35	40	46	41	37	60	36	40	26	4
Bahrain	10	19	3	0	0	0	0	0	0	0	1	1	0	0	0
Djibouti	6	6	0	0	0	0	0	0	0						
Egypt	1023	1022	259	16	14	19	25	25	16	26	25	26	20	26	
Iran	603	689	158	16	14	22	11	14	18	11	12	10	12	1	
Iraq	530	467	97	15	7	8	5	11	9	7	9	6	5	7	
Jordan ****	30	34	8	2	0	2	0	0	0	0	2	1	1		
Kuwait	38	36	10	1	1	0	3	0	0	2	0	2	0	0	0
Lebanon ****	22	24	4	0	0	0	0	0	0	2	1	1	0	0	
Libya	35	42	16	1	0	1	2	2	1	1	0	3	2	2	
Morocco	76	81	19	1	4	1	5	1	1	1	1	3	1		
Oman	39	31	5	1	1	0	0	0	1	0	0	1	1	0	0
Pakistan	5762	4985	759	74	72	69	56	84	70	77	76	67	30	6	
Palestine ****	17	21	4	0	0	0	1	2	0	0	0	0	1	0	0
Qatar	6	13	2	1	0	0	0	1	0	0	0	0	0	0	
Saudi Arabia	213	227	56	3	5	3	3	8	5	5	6	6	3	0	0
Somalia	172	148	29	2	2	3	2	1	2	3	3	5	4	1	
Sudan	362	384	83	6	3	2	14	4	10	6	9	9	9	1	1
South Sudan	341	326	66	8	6	6	6	5	7	10	8	5	3	0	
Syria ****	168	109	29	1	2	1	2	4	4	2	5	2	2	0	
Tunisia	47	61	6	0	0	0	1	1	0	2	0	0	0		
U.A.E	25	40	10	1	1	1	0	2	0	2	2	1	0	0	0
Yemen	386	478	124	14	16	11	7	12	11	12	5	6	7	11	3
Total EMR	11741	11072	2221	197	191	184	183	223	196	206	225	191	141	81	8

No data = No report received

Table 2: Confirmed polio cases by month of onset

Country	Total year 2011	Total year 2012	31/03		Confirmed polio cases by month of onset											
			2012	2013	April 2012	May 2012	June 2012	July 2012	August 2012	September 2012	October 2012	November 2012	December 2012	January 2013	February 2013	March 2013
Afghanistan	80	37	6	1	0	4	3	4	2	7	6	3	2	1		
Bahrain	0	0	0	0	0	0	0	0	0	0	0	0	0	0	0	0
Djibouti	0	0	0	0	0	0	0	0	0	0	0	0	0	0	0	
Egypt	0	0	0	0	0	0	0	0	0	0	0	0	0	0	0	
Iran	0	0	0	0	0	0	0	0	0	0	0	0	0	0	0	
Iraq	0	0	0	0	0	0	0	0	0	0	0	0	0	0	0	
Jordan ****	0	0	0	0	0	0	0	0	0	0	0	0	0	0	0	
Kuwait	0	0	0	0	0	0	0	0	0	0	0	0	0	0	0	
Lebanon ****	0	0	0	0	0	0	0	0	0	0	0	0	0	0	0	
Libya	0	0	0	0	0	0	0	0	0	0	0	0	0	0	0	
Morocco	0	0	0	0	0	0	0	0	0	0	0	0	0	0	0	
Oman	0	0	0	0	0	0	0	0	0	0	0	0	0	0	0	
Pakistan	198	58	15	5	1	6	2	5	9	8	8	4	0	2	3	
Palestine ****	0	0	0	0	0	0	0	0	0	0	0	0	0	0	0	
Qatar	0	0	0	0	0	0	0	0	0	0	0	0	0	0	0	
Saudi Arabia	0	0	0	0	0	0	0	0	0	0	0	0	0	0	0	
Somalia	0	0	0	0	0	0	0	0	0	0	0	0	0	0	0	
Sudan	0	0	0	0	0	0	0	0	0	0	0	0	0	0	0	
South Sudan	0	0	0	0	0	0	0	0	0	0	0	0	0	0	0	
Syria ****	0	0	0	0	0	0	0	0	0	0	0	0	0	0	0	
Tunisia	0	0	0	0	0	0	0	0	0	0	0	0	0	0	0	
U.A.E	0	0	0	0	0	0	0	0	0	0	0	0	0	0	0	
Yemen	0	0	0	0	0	0	0	0	0	0	0	0	0	0	0	
Total EMR	278	95	21	6	1	10	5	9	11	15	14	7	2	3	3	0

**** UNRWA cases are included with those of country of residence



Table 3: Investigation of AFP cases with paralysis onset in 2012 & 2013 up to Week (13/13) / Ending on : (31/03/13)

COUNTRY	2012												2013												Latest line List Date				
	AFP										Specimen		Wild cases ****		AFP											Specimen		Wild cases ****	
	Total AFP cases onset 2012	Case classification					Non polio AFP rate **	AFP cases pending classification > 90 days from onset of paralysis	AFP cases pending classification and lab > 90 days from onset of paralysis	% with *** adequate specimens	Wild P1 Poliovirus	Wild P3 Poliovirus	Total AFP cases onset 2013	Case classification					Annualized Non polio AFP rate **	AFP cases pending classification > 90 days from onset of paralysis	AFP cases pending classification and lab > 90 days from onset of paralysis	% with *** adequate specimens	Wild P1 Poliovirus	Wild P3 Poliovirus					
		Total Confirmed Polio Cases *	Polio Compatible	Pending Classification	Discarded (non polio AFP)	VDPV								Total Confirmed Polio Cases *	Polio Compatible	Pending Classification	Discarded (non polio AFP)	VDPV											
Afghanistan	1829	37	7	0	1774	11	10.3	0	0	92.3	37	0	474	1	0	147	324	2	10.4	0	0	96.6	1	0	31/03/2013				
Bahrain	19	0	0	0	19	0	7.0	0	0	94.7	0	0	3	0	0	2	1	0	4.5	0	0	100.0	0	0	31/03/2013				
Djibouti	6	0	0	1	5	0	2.0	1	0	66.7	0	0	0	0	0	0	0	0	0.0	0	0		0	0	18/02/2013				
Egypt	1022	0	0	0	1021	1	3.2	0	0	91.6	0	0	259	0	0	92	167	0	3.2	0	0	85.7	0	0	28/03/2013				
Iran	689	0	0	1	686	2	3.5	1	0	92.6	0	0	158	0	0	57	101	0	3.6	0	0	98.1	0	0	26/03/2013				
Iraq	467	0	0	19	448	0	3.2	19	17	89.7	0	0	97	0	0	48	49	0	2.7	0	0	89.7	0	0	28/03/2013				
Jordan	34	0	0	0	34	0	1.4	0	0	85.3	0	0	8	0	0	6	2	0	1.3	0	0	100.0	0	0	21/03/2013				
Kuwait	36	0	0	0	36	0	4.7	0	0	86.1	0	0	10	0	0	3	7	0	5.4	0	0	90.0	0	0	31/03/2013				
Lebanon	24	0	0	0	24	0	2.0	0	0	50.0	0	0	4	0	0	2	2	0	1.6	0	0	100.0	0	0	30/03/2013				
Libya	42	0	0	0	42	0	2.1	0	0	97.6	0	0	16	0	0	8	8	0	3.2	0	0	93.8	0	0	30/03/2013				
Morocco	81	0	0	1	80	0	0.8	1	0	81.5	0	0	19	0	0	10	9	0	0.7	0	0	73.7	0	0	22/03/2013				
Oman	31	0	0	0	31	0	3.9	0	0	100.0	0	0	5	0	0	2	3	0	2.6	0	0	100.0	0	0	31/03/2013				
Pakistan	4985	58	3	91	4817	16	6.4	90	8	88.7	56 #	3 #	759	5	0	146	606	2	4.0	0	0	92.9	5	0	30/03/2013				
Palestine	21	0	0	0	21	0	1.2	0	0	95.2	0	0	4	0	0	4	0	0	0.9	0	0	100.0	0	0	31/03/2013				
Qatar	13	0	0	2	11	0	5.6	2	1	92.3	0	0	2	0	0	2	0	0	3.5	0	0	100.0	0	0	24/03/2013				
Saudi Arabia	227	0	0	0	227	0	2.6	0	0	96.0	0	0	56	0	0	54	2	0	2.5	0	0	96.4	0	0	31/03/2013				
Somalia	148	0	2	0	145	1	2.9	0	0	98.0	0	0	29	0	0	14	14	1	2.2	0	0	100.0	0	0	28/03/2013				
Sudan	384	0	0	0	383	1	2.5	0	0	96.6	0	0	83	0	0	11	72	0	2.1	0	0	98.8	0	0	31/03/2013				
South Sudan	326	0	0	11	314	1	4.0	11	1	94.2	0	0	66	0	0	29	37	0	3.3	0	0	92.4	0	0	28/03/2013				
Syria	109	0	0	0	109	1	1.1	0	0	84.4	0	0	29	0	0	10	19	0	1.2	0	0	75.9	0	0	27/03/2013				
Tunisia	61	0	0	0	61	0	2.4	0	0	78.7	0	0	6	0	0	1	5	0	0.9	0	0	100.0	0	0	22/03/2013				
U.A.E	40	0	0	0	40	0	4.0	0	0	100.0	0	0	10	0	0	3	7	0	4.0	0	0	100.0	0	0	31/03/2013				
Yemen	478	0	0	1	473	4	4.1	0	0	93.1	0	0	124	0	0	55	69	0	4.1	0	0	91.1	0	0	01/04/2013				
EMR	11072	95	12	127	10801	38	4.5	125	27	90.6	93	3	2221	6	0	706	1504	5	3.7	0	0	93.1	6	0					
2011	11742	278	45	0	11395	24	4.8	0	0	90.0	276	2																	

* Confirmed polio cases refer to wild isolation from AFP cases or from contacts of negative index AFP cases

** Non-polio AFP per 100,000 children <15 years

*** Adequate here refers to two stool specimens collected at least 24 hours apart, within 14 days of paralysis onset

**** AFP cases co infected with P1 and P3 are counted separately as wild isolates

In 2012, 1 AFP case in Pakistan had co infection P1 & P3 from 2 contacts P1 & P3



Table 4: Investigation of contacts of AFP cases with paralysis onset in 2013 up to Week (13/13) / Ending on : (31/03/2013)

Country	No. of AFP cases	No. of eligible AFP cases for contact sampling*	% of eligible AFP cases with contact samplings	% of eligible AFP cases with 3+ contacts	Total number of Contacts* *	% of contacts under 5 years	% of contacts with specimens collected within 7 days of notification of index	% Contact specimens in lab within 3 days of collection	% Contact specimens positive for NPEV	% Contact specimens positive for Sabin like virus	No. of contacts positive for wild virus	% of wild polio virus isolation from contacts	No. of Contacts positive for VDPVs	No. of -ve index AFP cases identified positive by contact	No. of district identified infected from contacts
Afghanistan	474	16	50.0	50.0	103	94.2	68.0	5.2	5.2	18.2	0	0.0		0	0
Bahrain	3	0			0						0			0	0
Djibouti											0				0
Egypt	259	42	47.6	47.6	90	74.4	50.0	100.0	20.0	2.2	0	0.0		0	0
Iran	158	3	100.0	100.0	22	50.0	63.6	72.7	4.5	4.5	0	0.0		0	0
Iraq	97	10	60.0	50.0	30	60.0	0.0	100.0	0.0	0.0	0	0.0		0	0
Jordan	8	0			0						0			0	0
Kuwait	10	1	0.0	0.0	19	31.6	68.4	100.0	21.1	0.0	0	0.0		0	0
Lebanon	4	0			0						0			0	0
Libya	16	1	0.0	0.0	0						0			0	0
Morocco	19	5	0.0	0.0	0						0			0	0
Oman	5	0			4	75.0	0.0	100.0	0.0	25.0	0	0.0		0	0
Pakistan	759	54	90.7	87.0	175	90.9	65.1	75.5	11.3	11.9	0	0.0		0	0
Palestine	4	0			0						0			0	0
Qatar	2	0			0						0			0	0
Saudi Arabia	56	2	50.0	50.0	3	0.0	100.0				0			0	0
Somalia	29	0			78	88.5	94.9	15.7	15.7	0.0	0	0.0	1	0	0
Sudan	83	1	100.0	100.0	34	91.2	50.0	53.8	11.5	0.0	0	0.0		0	0
South Sudan	66	5	80.0	80.0	144	79.9	100.0	4.1	17.5	0.0	0	0.0		0	0
Syria	29	7	14.3	0.0	2	0.0	0.0	100.0	0.0	0.0	0	0.0		0	0
Tunisia	6	0			1	100.0	0.0	100.0	0.0	0.0	0	0.0		0	0
U.A.E.	10	0			0						0			0	0
Yemen	124	11	36.4	0.0	65	69.2	81.5	12.3	12.3	0.0	0	0.0		0	0
Grand Total 2013	2221	158	61.4	56.3	770	80.8	71.0	44.4	12.4	6.2	0	0.0	1	0	0
Grand Total 2012	11072	1050	84.0	79.6	5741	82.9	70.6	45.1	18.5	3.3	10	0.2	11	7	4

* Eligible refers to AFP cases with inadequate stool specimens

** Total number of contacts from eligible AFP cases and from other AFP cases as per with country criteria for contact sampling

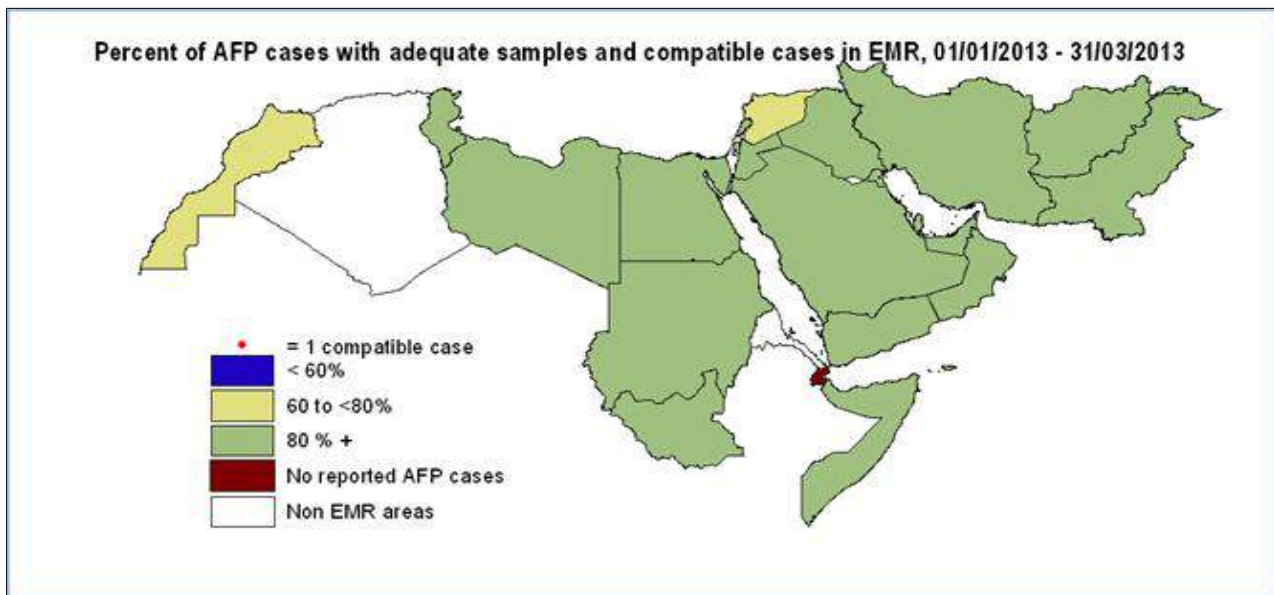
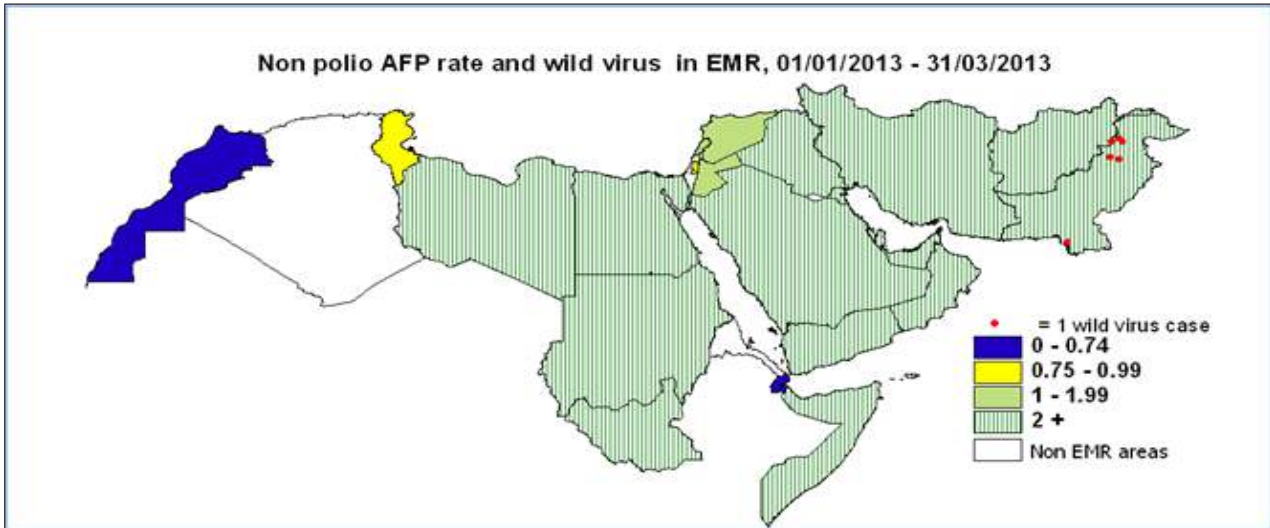
Last wild contacts in EMRO, 01/01/2012- 31/03/2013

Year	Country	Count of wild contacts	Date of Most Recent stool collection
2012	Afghanistan	3	10/11/2012
	Pakistan	7	08/10/2012
2012 Total		10	10/11/2012



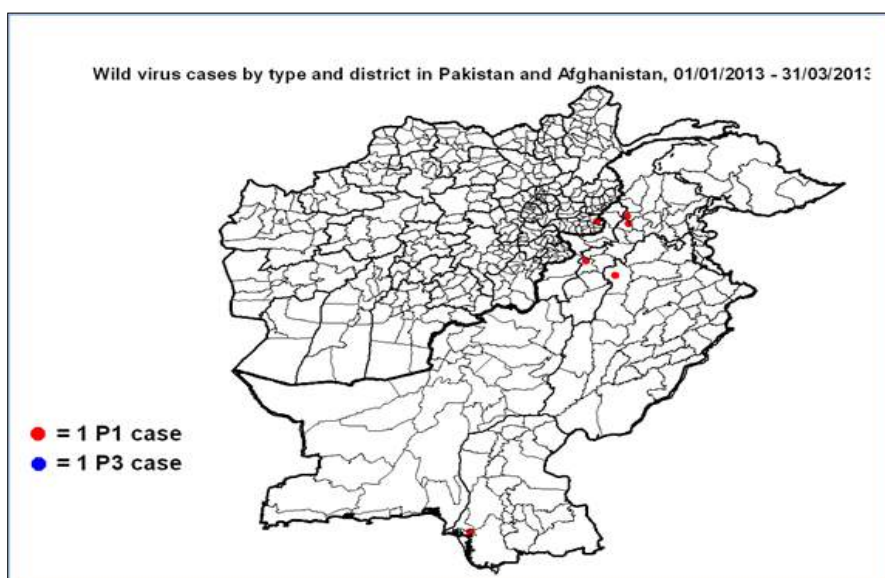
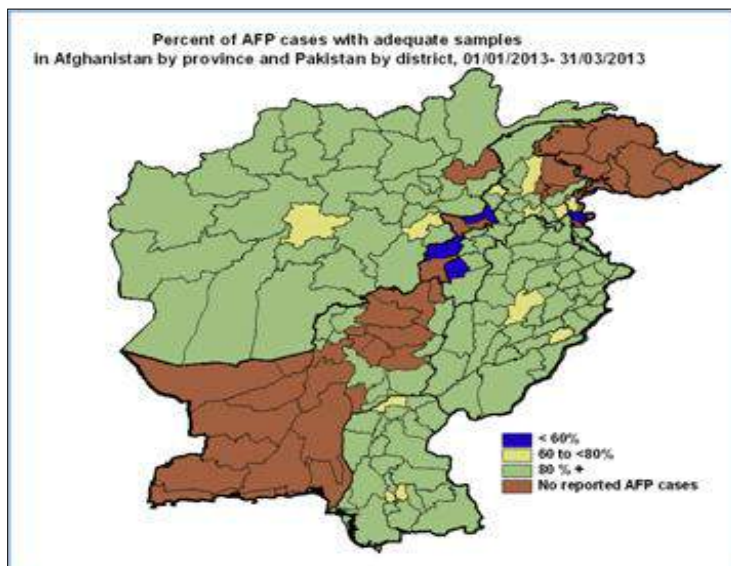
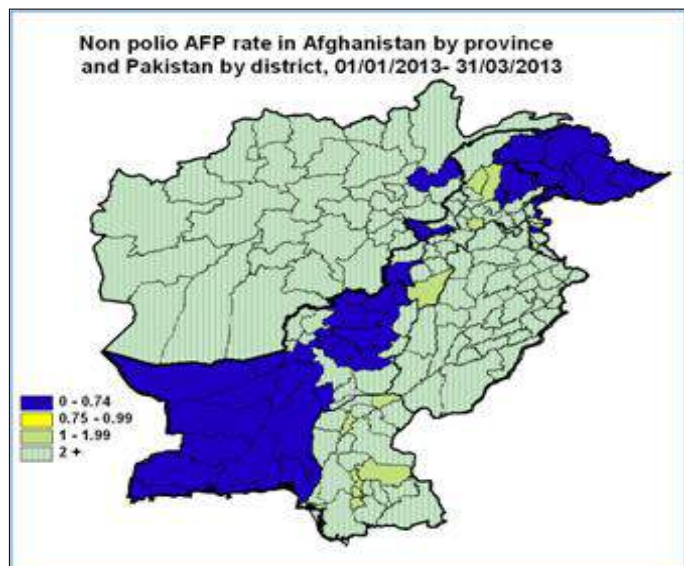
World Health Organization – Regional Office for Eastern Mediterranean
AFP SURVEILLANCE
Week 13, ending 31 March 2013

1-Apr-13
Number 756



Wild polio cases by country and date of onset of paralysis in EMR, 2012-2013

Year	COUNTRY	P1			P3			P1P3			Total Count	First Case	Last Case
		Count	First Case	Last Case	Count	First Case	Last Case	Count	First Case	Last Case			
2012	AFG	37	01/01/2012	20/12/2012							37	01/01/2012	20/12/2012
	PAK	55	01/01/2012	30/11/2012	2	19/02/2012	18/04/2012	1	04/01/2012	04/01/2012	58	01/01/2012	30/11/2012
	2012 Total	92	01/01/2012	20/12/2012	2	19/02/2012	18/04/2012	1	04/01/2012	04/01/2012	95	01/01/2012	20/12/2012
2013	AFG	1	31/01/2013	31/01/2013							1	31/01/2013	31/01/2013
	PAK	5	14/01/2013	12/02/2013							5	14/01/2013	12/02/2013
	2013 Total	6	14/01/2013	12/02/2013							6	14/01/2013	12/02/2013



Wild Polio cases by district and date of onset of paralysis, Afghanistan 2013

		P1		
PROVINCE	DISTRICT	Count	First case	Last case
NANGARHAR	LALPUR	1	31/01/2013	31/01/2013
Grand Total		1	31/01/2013	31/01/2013

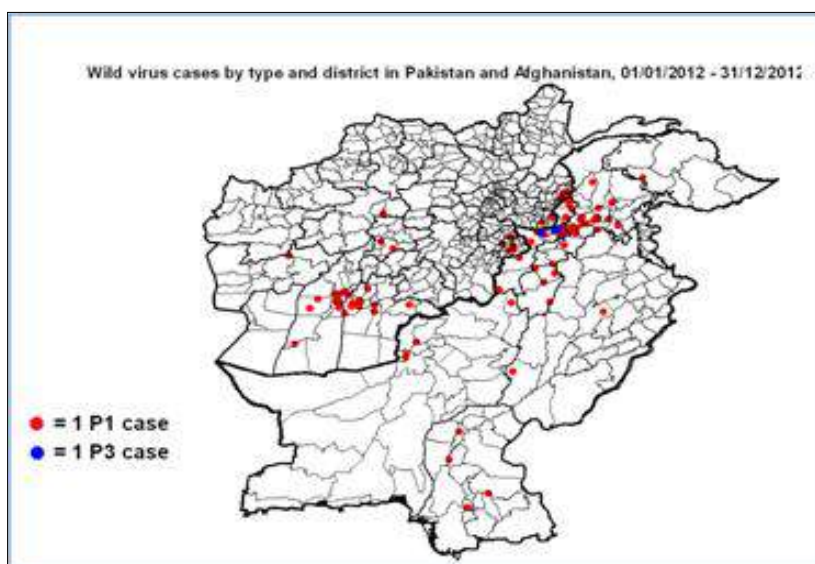
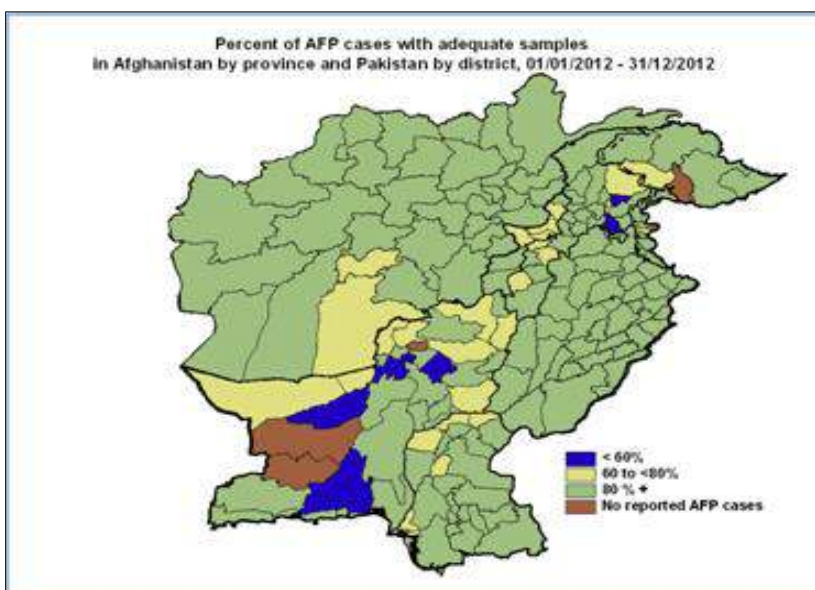
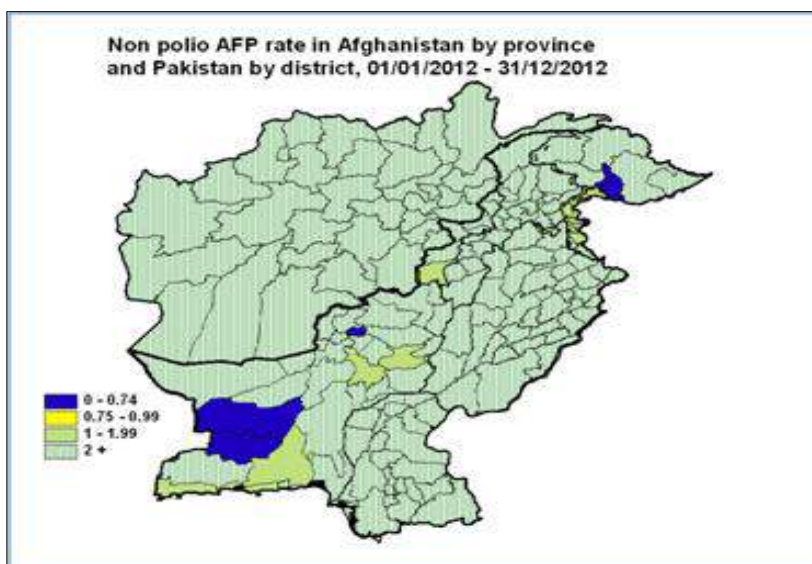
Wild Polio cases by district and date of onset of paralysis, Pakistan 2013

		P1		
PROVINCE	DISTRICT	Count	First case	Last case
PUNJAB	MIANWALI	1	07/02/2013	07/02/2013
SINDH	KHIBINQASIM	1	14/01/2013	14/01/2013
KHYBER PAKHTOON	MALAKAND	1	08/02/2013	08/02/2013
	MARDAN	1	12/02/2013	12/02/2013
	BANNU	1	26/01/2013	26/01/2013
Grand Total		5	14/01/2013	12/02/2013



World Health Organization – Regional Office for Eastern Mediterranean
 AFP SURVEILLANCE
 Week 13, ending 31 March 2013

1-Apr-13
 Number 756





World Health Organization – Regional Office for Eastern Mediterranean

AFP SURVEILLANCE

Week 13, ending 31 March 2013

1-Apr-13

Number 756

Wild Polio cases by district and date of onset of paralysis, Afghanistan 2012

PROVINCE	DISTRICT	P1		
		Count	First case	Last case
NANGARHAR	LAL PUR	1	20/12/2012	20/12/2012
	ACHIN	1	20/12/2012	20/12/2012
KHOST	MANDO ZAYI	2	14/09/2012	25/11/2012
	MUSA KHEL	1	09/11/2012	09/11/2012
HILMAND	LASHKAR GAH	1	19/11/2012	19/11/2012
	NAHRI SARRAJ	6	03/05/2012	21/10/2012
	SANGIN	1	20/07/2012	20/07/2012
	REG (H)	1	28/06/2012	28/06/2012
	NAD ALI	2	01/01/2012	23/01/2012
KANDAHAR	KANDAHAR	2	15/01/2012	28/10/2012
	MAYWAND	7	18/05/2012	20/10/2012
	KHAKREZ	1	14/03/2012	14/03/2012
	ARGHISTAN	1	03/01/2012	03/01/2012
URUZGAN	GIZAB	2	17/09/2012	18/10/2012
PAKTYA	CHAMKANI	1	01/10/2012	01/10/2012
	JADRAN	1	15/02/2012	15/02/2012
KUNAR	MARAWARA	1	21/09/2012	21/09/2012
	BAR KUNAR	2	30/06/2012	21/07/2012
	NARI	1	01/07/2012	01/07/2012
GHOR	LAL WA SARJANGAL	1	31/08/2012	31/08/2012
FARAH	BALA BULUK	1	02/06/2012	02/06/2012
Grand Total		37	01/01/2012	20/12/2012

Maywand P1 case (AFG/08/12/216) was identified as wild by a positive contact with date of stool collection 08/09/2012
 Lal Wa Sarjangal P1 case (AFG/03/12/216) was identified as wild by a positive contact with date of stool collection 09/09/2012
 Maywand P1 case (AFG/08/12/289) was identified as wild by a positive contact with date of stool collection 10/11/2012

Wild Polio cases by district and date of onset of paralysis, Pakistan 2012

PROVINCE	DISTRICT	P1			P3			P1P3			Total Count	First case	Last case
		Count	First case	Last case	Count	First case	Last case	Count	First case	Last case			
KHYBER PAKHTOON	LAKKIMRWT	3	16/01/2012	30/11/2012							3	16/01/2012	30/11/2012
	PESHAWAR	6	10/01/2012	20/11/2012							6	10/01/2012	20/11/2012
	MARDAN	4	21/07/2012	03/11/2012							4	21/07/2012	03/11/2012
	SWABI	3	22/08/2012	23/10/2012							3	22/08/2012	23/10/2012
	BUNIR	1	14/10/2012	14/10/2012							1	14/10/2012	14/10/2012
	TORGHAR	2	09/08/2012	26/09/2012							2	09/08/2012	26/09/2012
	DIRUPPER	1	14/09/2012	14/09/2012							1	14/09/2012	14/09/2012
	CHARSADA	2	12/07/2012	13/09/2012							2	12/07/2012	13/09/2012
	SHANGLA	1	25/08/2012	25/08/2012							1	25/08/2012	25/08/2012
	HARIPUR	1	20/08/2012	20/08/2012							1	20/08/2012	20/08/2012
	KARAK	1	10/08/2012	10/08/2012							1	10/08/2012	10/08/2012
	KOHAT	1	11/01/2012	11/01/2012							1	11/01/2012	11/01/2012
	DIKHAN	1	11/01/2012	11/01/2012							1	11/01/2012	11/01/2012
	FATA	MOHMAND	1	10/11/2012	10/11/2012							1	10/11/2012
KHYBER		8	06/01/2012	17/10/2012	2	19/02/2012	18/04/2012	1	04/01/2012	04/01/2012	11	04/01/2012	17/10/2012
BAJOUR		5	12/07/2012	09/10/2012							5	12/07/2012	09/10/2012
KURRAM		1	25/09/2012	25/09/2012							1	25/09/2012	25/09/2012
WAZIR-S		1	13/05/2012	13/05/2012							1	13/05/2012	13/05/2012
WAZIR-N		1	10/02/2012	10/02/2012							1	10/02/2012	10/02/2012
BALOCHISTAN	SHARANI	1	02/10/2012	02/10/2012							1	02/10/2012	02/10/2012
	QUETTA	3	01/01/2012	22/06/2012							3	01/01/2012	22/06/2012
SINDH	NFEROZ	1	09/09/2012	09/09/2012							1	09/09/2012	09/09/2012
	LARKANA	1	21/05/2012	21/05/2012							1	21/05/2012	21/05/2012
	HYDERABAD	1	27/01/2012	27/01/2012							1	27/01/2012	27/01/2012
	MIRPURKHAS	1	03/01/2012	03/01/2012							1	03/01/2012	03/01/2012
GILGIT BALTISTAN	DIAMIR	1	06/08/2012	06/08/2012							1	06/08/2012	06/08/2012
PUNJAB	RAJANPUR	1	21/05/2012	21/05/2012							1	21/05/2012	21/05/2012
	JHANG	1	20/01/2012	20/01/2012							1	20/01/2012	20/01/2012
Grand Total		55	01/01/2012	30/11/2012	2	19/02/2012	18/04/2012	1	04/01/2012	04/01/2012	58	01/01/2012	30/11/2012

Khyber P1 case (NW/34/12/005) was identified as wild by a positive contact with date of stool collection 30/01/2012
 Khyber P1P3 case (NW/34/12/002) was identified as wild by positive contacts with date of stool collection 30/01/2012
 Karak P1 case (NW/51/12/013) was identified as wild by a positive contact with date of stool collection 08/09/2012
 Diamir P1 case (NA/31/12/004) was identified as wild by a positive contact with date of stool collection 06/09/2012



**Circulating VDPV cases and date of onset of paralysis in EMR countries by districts
2012-2013**

Year	COUNTRY	PROVINCE	DISTRICT	cVDP2			cVDP3				
				Count	First Case	Last Case	Count	First Case	Last Case		
2012	AFG	KANDAHAR	MAYWAND	1	17/10/2012	17/10/2012					
			PANJWAYI	2	30/10/2012	20/12/2012					
			SPINBOLDAK	1	05/11/2012	05/11/2012					
		HILMAND	KAJAKI	1	02/12/2012	02/12/2012					
			WASHER	1	20/12/2012	20/12/2012					
			NAD-E-ALI	3	03/12/2012	21/12/2012					
			NAHR-E-SARAJ	1	15/11/2012	15/11/2012					
		NAWZAD	1	24/12/2012	24/12/2012						
		AFG Total				11	17/10/2012	24/12/2012			
		PAK	BALOCHISTAN	KABDULAH	15	30/08/2012	14/12/2012				
	SINDH			1	08/12/2012	08/12/2012					
	PAK Total				16	30/08/2012	14/12/2012				
	SOM	LOWER JUBA	KISMAYO	1	23/07/2012	23/07/2012					
	SOM Total				1	23/07/2012	23/07/2012				
YEM	HAJJAH	HARAD				1	24/08/2012	24/08/2012			
		ALHUDAIDAH	ALZUHRA			1	27/04/2012	27/04/2012			
		SAADAH	SAHAR			1	25/11/2012	25/11/2012			
YEM Total							3	27/04/2012	25/11/2012		
2012 Total				28	23/07/2012	24/12/2012	3	27/04/2012	25/11/2012		
2013	AFG	HILMAND	NAD-E-ALI	2	22/01/2013	20/02/2013					
			AFG Total				2	22/01/2013	20/02/2013		
	PAK	BALOCHISTAN	JAFARABAD	1	11/01/2013	11/01/2013					
			SINDH	1	21/02/2013	21/02/2013					
	PAK Total				2	11/01/2013	21/02/2013				
	SOM	LOWER SHABELLE	AFGOI	1	09/01/2013	09/01/2013					
SOM Total				1	09/01/2013	09/01/2013					
2013 Total				5	09/01/2013	21/02/2013					

In 2012, 3 AFP cases in Afghanistan and 2 cases in Pakistan were identified as VDPVs by contacts

In 2013, 1 AFP case in Somalia was identified as VDPV by contact