



AFP SURVEILLANCE

8-Apr-13

Week 14, ending 07 April 2013

Number 757

Table 1: Acute Flaccid Paralysis (AFP) cases by week of onset

Country	Reported AFP cases by week of onset - Week (14/13) / Ending on : 07/04/13)														
	Total AFP 2011	Total AFP 2012	Total AFP to date, 2013	W 03 20 Jan 13	W 04 27 Jan 13	W 05 03 Feb 13	W 06 10 Feb 13	W 07 17 Feb 13	W 08 24 Feb 13	W 09 03 Mar 13	W 10 10 Mar 13	W 11 17 Mar 13	W 12 24 Mar 13	W 13 31 Mar 13	W 14 07 Apr 13
Afghanistan	1830	1829	503	43	35	40	46	41	37	60	36	40	34	20	5
Bahrain	10	19	3	0	0	0	0	0	0	1	1	0	0	0	0
Djibouti	6	6	0	0	0	0	0	0							
Egypt	1023	1022	281	14	19	25	25	16	26	25	26	20	27	19	2
Iran	603	689	173	14	22	11	14	18	11	13	10	18	4	4	1
Iraq	530	467	109	7	8	5	11	9	7	11	6	6	12	4	
Jordan ****	30	34	8	0	2	0	0	0	0	2	1	1	0	0	
Kuwait	38	36	10	1	0	3	0	0	2	0	2	0	0	0	0
Lebanon ****	22	24	5	0	0	0	0	0	2	1	1	0	0	1	0
Libya	35	42	18	0	1	2	2	1	1	0	3	2	2	2	
Morocco	76	81	25	4	1	5	1	1	1	1	3	3	3	1	
Oman	39	31	6	1	0	0	0	1	0	0	1	1	0	0	1
Pakistan	5762	4988	819	72	69	56	86	71	80	77	69	42	38	7	
Palestine ****	17	21	4	0	0	1	2	0	0	0	0	1	0	0	0
Qatar	6	13	3	0	0	0	1	0	0	0	0	1	0	0	0
Saudi Arabia	213	227	67	5	3	3	8	5	5	6	8	4	7	1	0
Somalia	172	148	31	2	3	2	1	2	3	3	6	4	2	0	
Sudan	362	384	99	3	2	14	4	10	6	9	9	9	9	9	0
South Sudan	341	326	75	6	6	6	5	7	10	9	9	7	0	0	
Syria ****	168	109	30	2	1	2	4	4	2	5	2	2	0	0	
Tunisia	47	61	6	0	0	1	1	0	2	0	0	0			
U.A.E	25	40	11	1	1	0	2	0	2	2	1	1	0	0	0
Yemen	386	478	133	16	11	7	12	11	12	5	7	9	11	8	1
<b>Total EMR</b>	<b>11741</b>	<b>11075</b>	<b>2419</b>	<b>191</b>	<b>184</b>	<b>183</b>	<b>225</b>	<b>197</b>	<b>209</b>	<b>230</b>	<b>201</b>	<b>171</b>	<b>149</b>	<b>76</b>	<b>10</b>

No data = No report received

Table 2: Confirmed polio cases by month of onset

Country	Total year 2011	Total year 2012	08/04		Confirmed polio cases by month of onset											
			2012	2013	May 2012	June 2012	July 2012	August 2012	September 2012	October 2012	November 2012	December 2012	January 2013	February 2013	March 2013	April 2013
Afghanistan	80	37	6	1	4	3	4	2	7	6	3	2	1			
Bahrain	0	0	0	0	0	0	0	0	0	0	0	0	0	0		
Djibouti	0	0	0	0	0	0	0	0	0	0	0	0	0			
Egypt	0	0	0	0	0	0	0	0	0	0	0	0	0	0		
Iran	0	0	0	0	0	0	0	0	0	0	0	0	0			
Iraq	0	0	0	0	0	0	0	0	0	0	0	0	0			
Jordan ****	0	0	0	0	0	0	0	0	0	0	0	0	0	0	0	
Kuwait	0	0	0	0	0	0	0	0	0	0	0	0	0	0	0	
Lebanon ****	0	0	0	0	0	0	0	0	0	0	0	0	0	0		
Libya	0	0	0	0	0	0	0	0	0	0	0	0	0	0		
Morocco	0	0	0	0	0	0	0	0	0	0	0	0	0	0		
Oman	0	0	0	0	0	0	0	0	0	0	0	0	0	0		
Pakistan	198	58	15	6	6	2	5	9	8	8	4	0	2	3	1	
Palestine ****	0	0	0	0	0	0	0	0	0	0	0	0	0	0		
Qatar	0	0	0	0	0	0	0	0	0	0	0	0	0	0		
Saudi Arabia	0	0	0	0	0	0	0	0	0	0	0	0	0	0		
Somalia	0	0	0	0	0	0	0	0	0	0	0	0	0	0		
Sudan	0	0	0	0	0	0	0	0	0	0	0	0	0	0		
South Sudan	0	0	0	0	0	0	0	0	0	0	0	0	0	0		
Syria ****	0	0	0	0	0	0	0	0	0	0	0	0	0	0		
Tunisia	0	0	0	0	0	0	0	0	0	0	0	0	0	0		
U.A.E	0	0	0	0	0	0	0	0	0	0	0	0	0	0		
Yemen	0	0	0	0	0	0	0	0	0	0	0	0	0	0		
<b>Total EMR</b>	<b>278</b>	<b>95</b>	<b>21</b>	<b>7</b>	<b>10</b>	<b>5</b>	<b>9</b>	<b>11</b>	<b>15</b>	<b>14</b>	<b>7</b>	<b>2</b>	<b>3</b>	<b>3</b>	<b>1</b>	<b>0</b>

\*\*\*\* UNRWA cases are included with those of country of residence



World Health Organization – Regional Office for Eastern Mediterranean

AFP SURVEILLANCE

8-Apr-13

Week 14, ending 07 April 2013

Number 757

Table 3: Investigation of AFP cases with paralysis onset in 2012 &amp; 2013 up to Week (14/13) / Ending on : (07/04/13)

COUNTRY	2012												2013												Latest line List Date		
	AFP									Specimen		Wild cases ****		AFP									Specimen			Wild cases ****	
	Total AFP cases onset 2012	Case classification					Non polio AFP rate **	AFP cases pending classification > 90 days from onset of paralysis	AFP cases pending classification and lab > 90 days from onset of paralysis	% with *** adequate specimens	Wild P1 Poliovirus	Wild P3 Poliovirus	Total AFP cases onset 2013	Case classification					Annualized Non polio AFP rate **	AFP cases pending classification > 90 days from onset of paralysis	AFP cases pending classification and lab > 90 days from onset of paralysis	% with *** adequate specimens	Wild P1 Poliovirus	Wild P3 Poliovirus			
		Total Confirmed Polio Cases *	Polio Compatible	Pending Classification	Discarded (non polio AFP)	VDPV								Total Confirmed Polio Cases *	Polio Compatible	Pending Classification	Discarded (non polio AFP)	VDPV									
Afghanistan	1829	37	7	0	1774	11	10.3	0	0	92.3	37	0	503	1	0	140	360	2	10.3	0	0	96.8	1	0	07/04/2013		
Bahrain	19	0	0	0	19	0	7.0	0	0	94.7	0	0	3	0	0	2	1	0	4.2	0	0	100.0	0	0	07/04/2013		
Djibouti	6	0	0	1	5	0	2.0	1	0	66.7	0	0	0	0	0	0	0	0	0.0	0	0		0	0	18/02/2013		
Egypt	1022	0	0	0	1021	1	3.2	0	0	91.6	0	0	281	0	0	91	190	0	3.2	0	0	85.8	0	0	04/04/2013		
Iran	689	0	0	0	687	2	3.5	0	0	92.5	0	0	173	0	0	69	104	1	3.7	0	0	98.3	0	0	07/04/2013		
Iraq	467	0	0	19	448	0	3.2	19	17	89.7	0	0	109	0	0	59	50	0	2.8	2	0	88.1	0	0	05/04/2013		
Jordan	34	0	0	0	34	0	1.4	0	0	85.3	0	0	8	0	0	5	3	0	1.2	0	0	100.0	0	0	04/04/2013		
Kuwait	36	0	0	0	36	0	4.7	0	0	86.1	0	0	10	0	0	1	9	0	5.0	0	0	90.0	0	0	07/04/2013		
Lebanon	24	0	0	0	24	0	2.0	0	0	50.0	0	0	5	0	0	1	4	0	1.9	0	0	100.0	0	0	07/04/2013		
Libya	42	0	0	0	42	0	2.1	0	0	97.6	0	0	18	0	0	4	14	0	3.3	0	0	94.4	0	0	06/04/2013		
Morocco	81	0	0	1	80	0	0.8	1	0	81.5	0	0	25	0	0	10	15	0	0.9	0	0	76.0	0	0	05/04/2013		
Oman	31	0	0	0	31	0	3.9	0	0	100.0	0	0	6	0	0	2	4	0	2.9	0	0	83.3	0	0	06/04/2013		
Pakistan	4988	58	3	73	4838	16	6.4	73	7	88.7	56 #	3 #	819	6	0	134	677	2	4.0	11	1	92.8	6	0	06/04/2013		
Palestine	21	0	0	0	21	0	1.2	0	0	95.2	0	0	4	0	0	4	0	0	0.9	0	0	100.0	0	0	07/04/2013		
Qatar	13	0	0	1	12	0	5.6	1	0	92.3	0	0	3	0	0	3	0	0	4.8	0	0	100.0	0	0	07/04/2013		
Saudi Arabia	227	0	0	0	227	0	2.6	0	0	96.0	0	0	67	0	0	57	10	0	2.8	0	0	95.5	0	0	07/04/2013		
Somalia	148	0	2	0	145	1	2.9	0	0	98.0	0	0	31	0	0	8	22	1	2.2	0	0	100.0	0	0	05/04/2013		
Sudan	384	0	0	0	383	1	2.5	0	0	96.9	0	0	99	0	0	19	80	0	2.3	0	0	99.0	0	0	07/04/2013		
South Sudan	326	0	0	10	315	1	4.0	10	1	94.2	0	0	75	0	0	22	53	0	3.4	0	0	93.3	0	0	05/04/2013		
Syria	109	0	0	0	109	1	1.1	0	0	84.4	0	0	30	0	0	10	20	0	1.1	1	0	76.7	0	0	04/04/2013		
Tunisia	61	0	0	0	61	0	2.4	0	0	78.7	0	0	6	0	0	1	5	0	0.9	0	0	100.0	0	0	22/03/2013		
U.A.E	40	0	0	0	40	0	4.0	0	0	100.0	0	0	11	0	0	1	10	0	4.1	0	0	100.0	0	0	07/04/2013		
Yemen	478	0	0	0	474	4	4.1	0	0	93.1	0	0	133	0	0	59	74	0	4.1	1	0	88.7	0	0	07/04/2013		
EMR	11075	95	12	105	10826	38	4.5	105	25	90.6	93	3	2419	7	0	702	1705	6	3.7	15	1	92.9	7	0			
2011	11742	278	45	0	11395	24	4.8	0	0	90.0	276	2															

\* Confirmed polio cases refer to wild isolation from AFP cases or from contacts of negative index AFP cases

\*\* Non-polio AFP per 100,000 children &lt;15 years

\*\*\* Adequate here refers to two stool specimens collected at least 24 hours apart, within 14 days of paralysis onset

\*\*\*\* AFP cases co infected with P1 and P3 are counted separately as wild isolates

# In 2012, 1 AFP case in Pakistan had co infection P1 &amp; P3 from 2 contacts P1 &amp; P3



## World Health Organization – Regional Office for Eastern Mediterranean

## AFP SURVEILLANCE

Week 14, ending 07 April 2013

8-Apr-13

Number 757

Table 4: Investigation of contacts of AFP cases with paralysis onset in 2013 up to Week (14/13) / Ending on : (07/04/2013)

Country	No. of AFP cases	No. of eligible AFP cases for contact sampling*	% of eligible AFP cases with contact samplings	% of eligible AFP cases with 3+ contacts	Total number of Contacts**	% of contacts under 5 years	% of contacts with specimens collected within 7 days of notification of index	% Contact specimens in lab within 3 days of collection	% Contact specimens positive for NPEV	% Contact specimens positive for Sabin like virus	No. of contacts positive for wild virus	% of wild polio virus isolation from contacts	No. of Contacts positive for VDPVs	No. of -ve index AFP cases identified positive by contact	No. of district identified infected from contacts
Afghanistan	503	16	87.5	87.5	380	96.3	32.4	4.5	6.0	14.3	0	0.0		0	0
Bahrain	3	0			0						0			0	0
Djibouti											0				
Egypt	281	45	48.9	48.9	102	71.6	55.9	100.0	19.3	3.5	0	0.0		0	0
Iran	173	3	100.0	100.0	22	50.0	63.6	72.7	4.5	4.5	0	0.0		0	0
Iraq	109	13	46.2	38.5	30	60.0	0.0	100.0	0.0	0.0	0	0.0		0	0
Jordan	8	0			0						0			0	0
Kuwait	10	1	0.0	0.0	19	31.6	68.4	100.0	21.1	0.0	0	0.0		0	0
Lebanon	5	0			0						0			0	0
Libya	18	1	0.0	0.0	0						0			0	0
Morocco	25	6	16.7	16.7	5	80.0	0.0	100.0	20.0	40.0	0	0.0		0	0
Oman	6	1	0.0	0.0	4	75.0	0.0	100.0	0.0	25.0	0	0.0		0	0
Pakistan	819	59	91.5	88.1	187	90.4	65.8	73.0	10.7	10.1	0	0.0		0	0
Palestine	4	0			0						0			0	0
Qatar	3	0			0						0			0	0
Saudi Arabia	67	3	33.3	33.3	3	0.0	100.0				0			0	0
Somalia	31	0			95	89.5	95.8	14.1	12.8	0.0	0	0.0	1	0	0
Sudan	99	1	100.0	100.0	41	90.2	58.5	53.8	11.5	0.0	0	0.0		0	0
South Sudan	75	5	100.0	80.0	205	75.6	96.1	2.5	19.7	0.0	0	0.0		0	0
Syria	30	7	14.3	0.0	2	0.0	0.0	100.0	0.0	0.0	0	0.0		0	0
Tunisia	6	0			1	100.0	0.0	100.0	0.0	0.0	0	0.0		0	0
U.A.E.	11	0			0						0			0	0
Yemen	133	15	33.3	6.7	68	70.6	77.9	12.9	11.3	0.0	0	0.0		0	0
Grand Total 2013	2419	176	64.2	59.1	1164	83.8	60.0	33.3	11.6	7.0	0	0.0	1	0	0
Grand Total 2012	11075	1051	84.0	79.6	5741	82.9	70.7	45.1	18.5	3.3	10	0.2	11	7	4

\* Eligible refers to AFP cases with inadequate stool specimens

\*\* Total number of contacts from eligible AFP cases and from other AFP cases as per with country criteria for contact sampling

## Last wild contacts in EMRO, 01/01/2012- 07/04/2013

Year	Country	Data	Date of Most Recent stool collection
2012	Afghanistan	3	10/11/2012
	Pakistan	7	08/10/2012
2012 Total		10	10/11/2012



Table 5: Laboratory investigation of AFP cases with paralysis onset in 2013 up to Week (14/13) / Ending on : (07/04/2013)

Country	Polio laboratories Sequencing performed by CDC and RIVM laboratories	AFP cases with specimens	Preliminary virus isolation results of AFP cases						Poliovirus intratypic differentiation results #										Indicators				Latest report Date							
			Referred for ITD		NPEV only	Negative	Pending		Type 1			Type 2			Type 3			Discordant pending sequence	NPEV by PCR	Non-EV	Pending ITD	% specimens positive for NPEV*		% AFP cases with culture results within 14 days	% AFP cases with ITD results within 7 days	% AFP cases with ITD results within 45 days of onset**				
			L20B+	L20B+NPEV			received < / = 14 days	received > 14 days ago	Wild	Sabin	VDPV	Wild	Sabin	VDPV	Wild	Sabin	VDPV													
Afghanistan	RRL Pakistan	488	34	3	47	313	91			1	18				11	2		15			2				9%	100%	100%	99%	05/04/2013	
Bahrain	PNL Oman	3				3																			0%	100%		100%	07/04/2013	
Djibouti	NPL Kenya																												18/02/2013	
Egypt**	RRL Egypt	254	4	3	18	197	26	6		1											3	2	1		9%	99%	100%	100%	02/04/2013	
Iran	NPL Iran	173	5		1	160	7			1					1		1								1%	99%	100%	99%	07/04/2013	
Iraq	RRL Egypt	111	1		9	48	23	30																	13%	100%		100%	06/04/2013	
Jordan	RRL Tunisia	10				8	2																		4%	100%			07/04/2013	
Kuwait	RRL Kuwait	11			1	9	1																		14%	90%		100%	04/04/2013	
Lebanon	RRL Egypt	6				6																			0%	100%		100%	02/04/2013	
Libya	RRL Tunisia	17				11	3	3																	0%	100%		100%	29/03/2013	
Morocco	RRL Tunisia	19			1	14	4																		8%	100%		100%	29/03/2013	
Oman	NPL Oman	6			1	4	1																		23%	100%		100%	07/04/2013	
Pakistan	RRL Pakistan	924	42	4	86	691	101			6	15				4	2		20							9%	100%	98%	98%	05/04/2013	
Palestine & UNRWA		4			1	2	1																		33%	0%		100%	07/04/2013	
Qatar	NPL Oman	3			1	2																			33%	100%		100%	07/04/2013	
Saudi Arabia	NPL Oman	15						15																					24/02/2013	
Somalia	NPL Kenya	31	2		5	18	2	6		2															20%	0%		96%	05/04/2013	
Sudan	RRL Egypt	99			13	67	19																		13%	100%			07/04/2013	
South Sudan	NPL Kenya	75			15	41		19																	27%	0%		82%	05/04/2013	
Syria	RRL Tunisia	27			1	22	3	1																	4%	94%		100%	04/04/2013	
Tunisia	RRL Tunisia	11				10		1																	0%	100%		100%	29/03/2013	
U.A.E	NPL Oman	11				10		1																	0%	100%		100%	07/04/2013	
Yemen	RRL Egypt	112	11		8	81	12			2								7							10%	100%	100%	95%	02/04/2013	
Total EMR 2013		2410	99	10	208	1717	297	81		7	39				15	5		45							9%	96%	99%	98%		
Total EMR 2012		11001	574	60	1995	8349	3	18		86	210				114	30	2	242			3	6	24	14		18%	94%	99%	97%	

\* Specimens from all sources including non-AFP cases, excluding environmental samples

\*\* This indicator reflects surveillance and laboratory activities

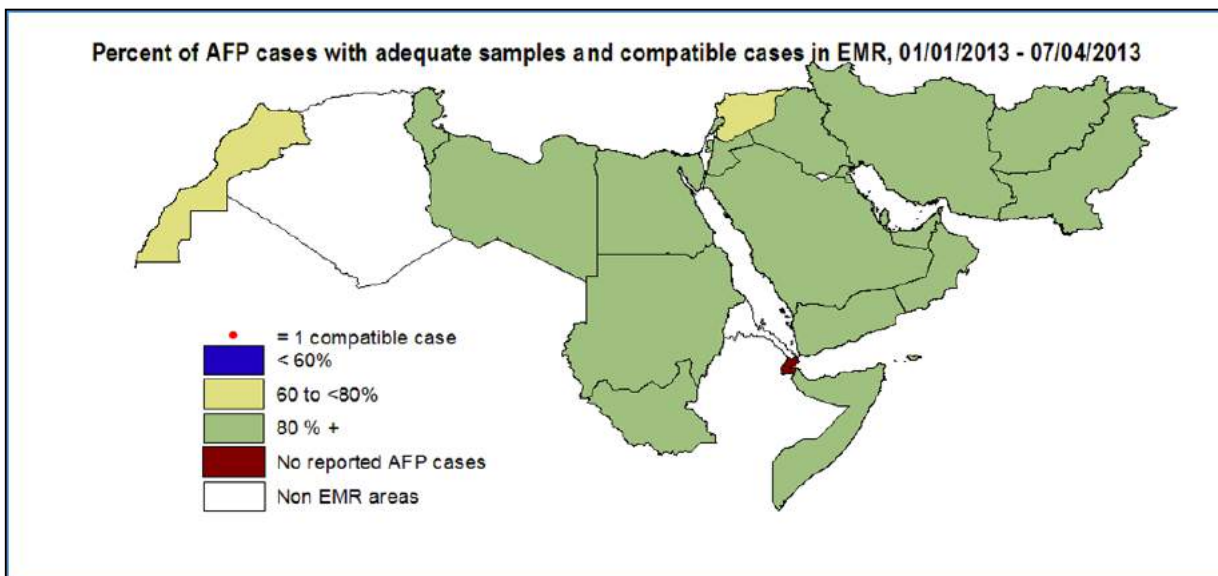
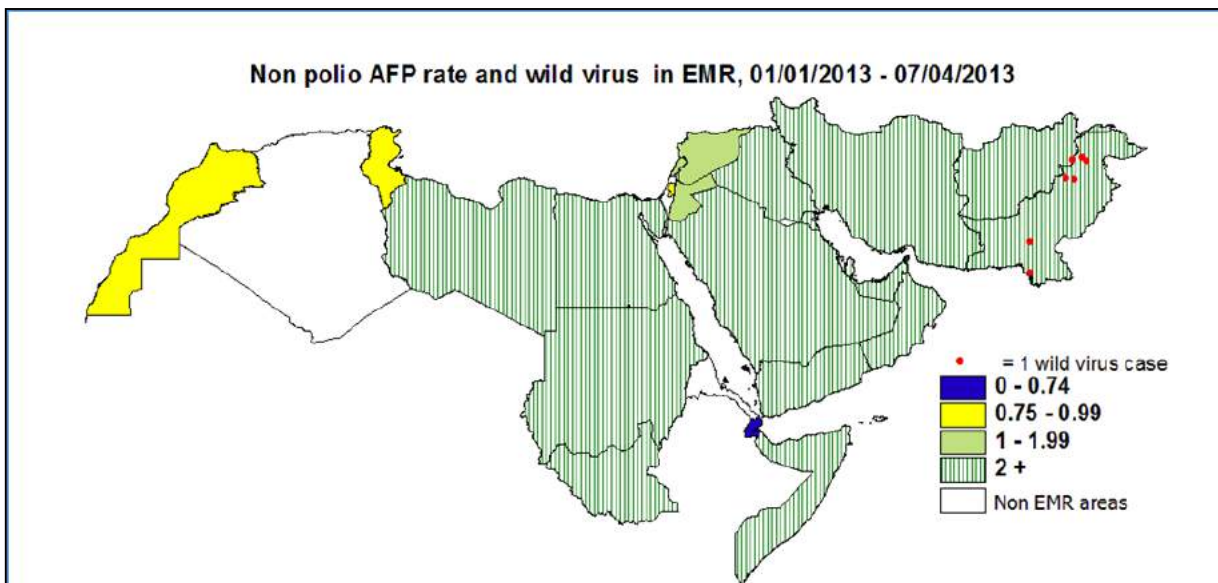
\*\*\* Environmental surveillance initiated in Egypt in September 2000 showed the following:

	YEAR			
Result	2010	2011	2012	2013
Negative	416	448	396	95
Pending			8	21
Wild			2	
VDPVP2			4	
VDPVP1			1	
Total	416	448	411	116

	Province	Site	Count	First date	Last Date
Wild	CAIRO	AL HAGGANA 2	1	06/12/2012	06/12/2012
		EL SALAM	1	02/12/2012	02/12/2012
Wild Total			2	02/12/2012	06/12/2012
VDPVP2	CAIRO	AL HAGGANA 2	2	29/03/2012	30/05/2012
	GIZA	MOHEET	1	27/09/2012	27/09/2012
	ISMALIA	ISMALIA	1	25/11/2012	25/11/2012
VDPVP2 Total			4	29/03/2012	25/11/2012
VDPVP1	ALEXANDRIA	GHARAB	1	10/04/2012	10/04/2012
VDPVP1 Total			1	10/04/2012	10/04/2012

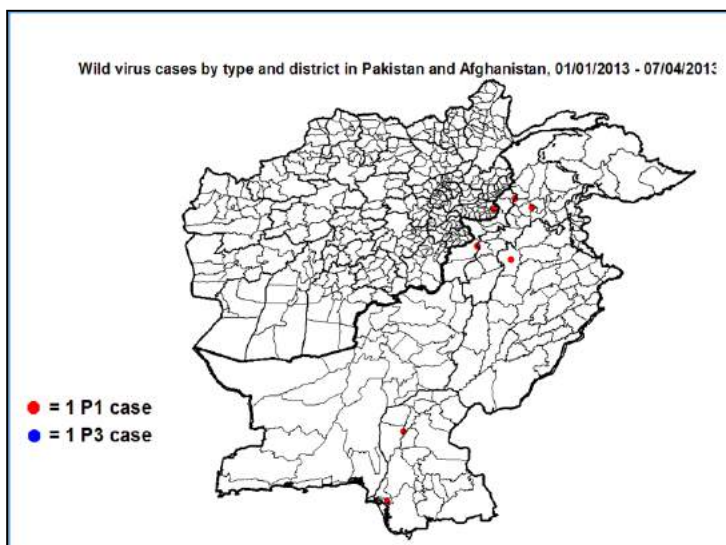
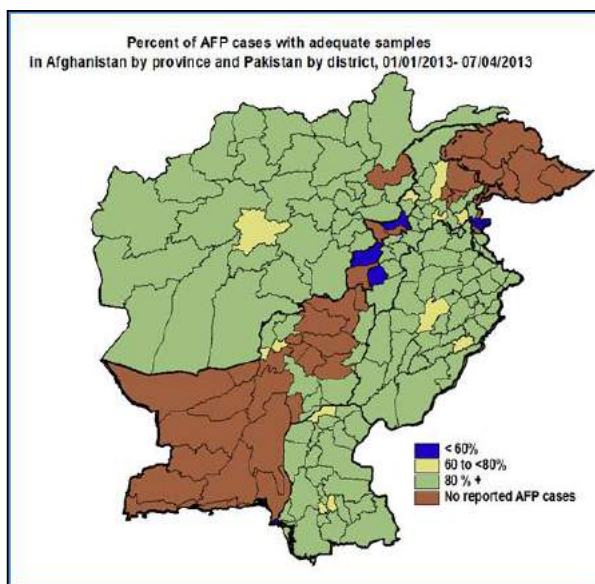
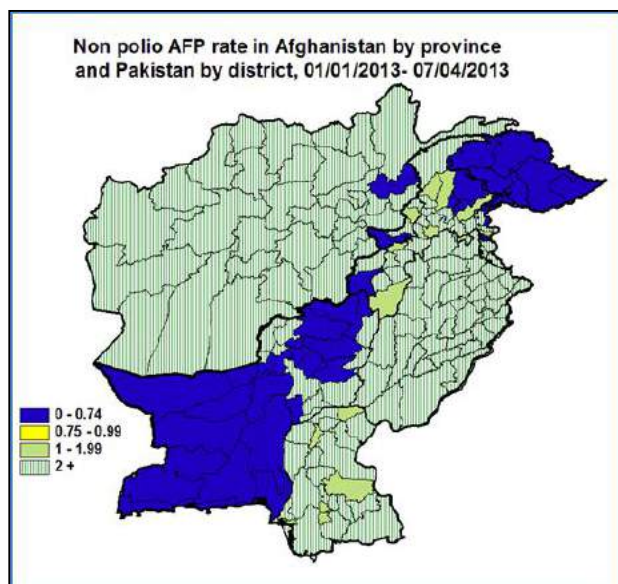
\*\*\*\*Environmental surveillance initiated in Pakistan in August 2009 showed the following:

Year	2011															2012															2013															2013
Status	KHILBALDIA TOWN	KHILGADAP TOWN	KHILGULSHAN-E-IQBAL TOWN	LAHORE	PESHAWAR	RAWALPINDI	QUETTA	MULTAN	HYDERABAD	FASALABAD	KHILBALDIA TOWN	KHILGADAP TOWN	KHILGULSHAN-E-IQBAL TOWN	LAHORE	PESHAWAR	RAWALPINDI	QUETTA	MULTAN	SUKKUR	HYDERABAD	FASALABAD	KHILBALDIA TOWN	KHILGADAP TOWN	KHILGULSHAN-E-IQBAL TOWN	LAHORE	PESHAWAR	RAWALPINDI	QUETTA	MULTAN	SUKKUR	HYDERABAD	FASALABAD														
Negative	8	8	10	17	5	1	4	15	68	12	19	19	17	4	5	24	32	10	7	149	2	7	6	14	2	4	7	5	7	54																
pending																																														
Wild	4	28	14	19	19	11	20	21	136	17	4	19	20	7	4	4	7	6	1	89	1	5	1	2	2	1	1	3	16																	
Grand Total	12	36	24	36	24	12	24	36	204	12	36	23	36	24	12	28	36	17	6	238	3	10	7	15	6	3	7	9	6	3	11	80														



**Wild polio cases by country and date of onset of paralysis in EMR, 2012-2013**

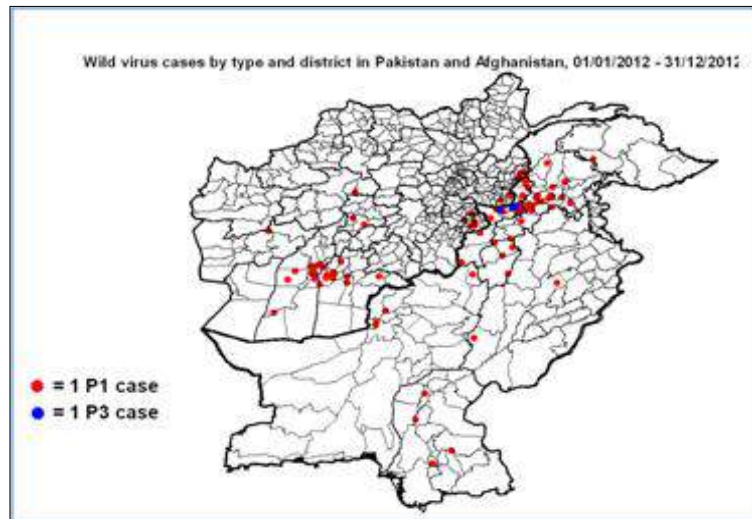
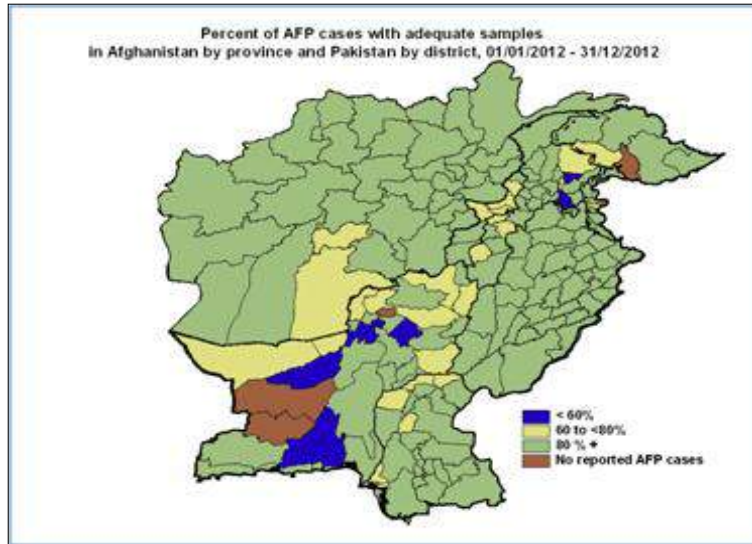
Year	COUNTRY	P1			P3			P1P3			Total Count	First Case	Last Case
		Count	First Case	Last Case	Count	First Case	Last Case	Count	First Case	Last Case			
2012	AFG	37	01/01/2012	20/12/2012							37	01/01/2012	20/12/2012
	PAK	55	01/01/2012	30/11/2012	2	19/02/2012	18/04/2012	1	04/01/2012	04/01/2012	58	01/01/2012	30/11/2012
<b>2012 Total</b>		<b>92</b>	<b>01/01/2012</b>	<b>20/12/2012</b>	<b>2</b>	<b>19/02/2012</b>	<b>18/04/2012</b>	<b>1</b>	<b>04/01/2012</b>	<b>04/01/2012</b>	<b>95</b>	<b>01/01/2012</b>	<b>20/12/2012</b>
2013	AFG	1	31/01/2013	31/01/2013							1	31/01/2013	31/01/2013
	PAK	6	14/01/2013	22/03/2013							6	14/01/2013	22/03/2013
<b>2013 Total</b>		<b>7</b>	<b>14/01/2013</b>	<b>22/03/2013</b>							<b>7</b>	<b>14/01/2013</b>	<b>22/03/2013</b>


**Wild Polio cases by district and date of onset of paralysis, Afghanistan 2013**

PROVINCE	DISTRICT	P1 Count	First case	Last case
NANGARHAR	LALPUR	1	31/01/2013	31/01/2013
Grand Total		1	31/01/2013	31/01/2013

**Wild Polio cases by district and date of onset of paralysis, Pakistan 2013**

PROVINCE	DISTRICT	P1 Count	First case	Last case
PUNJAB	MIANWALI	1	07/02/2013	07/02/2013
SINDH	DADU	1	22/03/2013	22/03/2013
	KHIBINQASIM	1	14/01/2013	14/01/2013
KPAKHTUNKHWA	MALAKAND	1	08/02/2013	08/02/2013
	MARDAN	1	12/02/2013	12/02/2013
	BANNU	1	26/01/2013	26/01/2013
Grand Total		6	14/01/2013	22/03/2013





## World Health Organization – Regional Office for Eastern Mediterranean

## AFP SURVEILLANCE

8-Apr-13

Week 14, ending 07 April 2013

Number 757

## Wild Polio cases by district and date of onset of paralysis, Afghanistan 2012

PROVINCE	DISTRICT	P1			
		Count	First case	Last case	
NANGARHAR	LAL PUR	1	20/12/2012	20/12/2012	
	ACHIN	1	20/12/2012	20/12/2012	
KHOST	MANDO ZAYI	2	14/09/2012	25/11/2012	
	MUSA KHEL	1	09/11/2012	09/11/2012	
HILMAND	LASHKAR GAH	1	19/11/2012	19/11/2012	
	NAHRI SARRAJ	6	03/05/2012	21/10/2012	
	SANGIN	1	20/07/2012	20/07/2012	
	REG (H)	1	28/06/2012	28/06/2012	
	NAD ALI	2	01/01/2012	23/01/2012	
KANDAHAR	KANDAHAR	2	15/01/2012	28/10/2012	
	MAYWAND	7	18/05/2012	20/10/2012	
	KHAKREZ	1	14/03/2012	14/03/2012	
	ARGHISTAN	1	03/01/2012	03/01/2012	
URUZGAN	GIZAB	2	17/09/2012	18/10/2012	
PAKTYA	CHAMKANI	1	01/10/2012	01/10/2012	
	JADRAN	1	15/02/2012	15/02/2012	
KUNAR	MARAWARA	1	21/09/2012	21/09/2012	
	BAR KUNAR	2	30/06/2012	21/07/2012	
	NARI	1	01/07/2012	01/07/2012	
GHOR	LAL WA SARJANGAL	1	31/08/2012	31/08/2012	
FARAH	BALA BULUK	1	02/06/2012	02/06/2012	
Grand Total		37	01/01/2012	20/12/2012	

Maywand P1 case (AFG/08/12/216) was identified as wild by a positive contact with date of stool collection 08/09/2012  
 Lal Wa Sarjangal P1 case (AFG/03/12/216) was identified as wild by a positive contact with date of stool collection 09/09/2012  
 Maywand P1 case (AFG/08/12/289) was identified as wild by a positive contact with date of stool collection 10/11/2012

## Wild Polio cases by district and date of onset of paralysis, Pakistan 2012

PROVINCE	DISTRICT	P1			P3			P1P3			Total Count	First case	Last case
		Count	First case	Last case	Count	First case	Last case	Count	First case	Last case			
KHYBER PAKHTOON	LAKKIMRWT	3	16/01/2012	30/11/2012							3	16/01/2012	30/11/2012
	PESHAWAR	6	10/01/2012	20/11/2012							6	10/01/2012	20/11/2012
	MARDAN	4	21/07/2012	03/11/2012							4	21/07/2012	03/11/2012
	SWABI	3	22/08/2012	23/10/2012							3	22/08/2012	23/10/2012
	BUNIR	1	14/10/2012	14/10/2012							1	14/10/2012	14/10/2012
	TORGHAR	2	09/08/2012	26/09/2012							2	09/08/2012	26/09/2012
	DIRUPPER	1	14/09/2012	14/09/2012							1	14/09/2012	14/09/2012
	CHARSADA	2	12/07/2012	13/09/2012							2	12/07/2012	13/09/2012
	SHANGLA	1	25/08/2012	25/08/2012							1	25/08/2012	25/08/2012
	HARIPUR	1	20/08/2012	20/08/2012							1	20/08/2012	20/08/2012
	KARAK	1	10/08/2012	10/08/2012							1	10/08/2012	10/08/2012
	KOHAT	1	11/01/2012	11/01/2012							1	11/01/2012	11/01/2012
	DIKHAN	1	11/01/2012	11/01/2012							1	11/01/2012	11/01/2012
	FATA	MOHMAND	1	10/11/2012	10/11/2012							1	10/11/2012
KHYBER		8	06/01/2012	17/10/2012	2	19/02/2012	18/04/2012	1	04/01/2012	04/01/2012	11	04/01/2012	17/10/2012
BAJOUR		5	12/07/2012	09/10/2012							5	12/07/2012	09/10/2012
KURRAM		1	25/09/2012	25/09/2012							1	25/09/2012	25/09/2012
WAZIR-S		1	13/05/2012	13/05/2012							1	13/05/2012	13/05/2012
WAZIR-N		1	10/02/2012	10/02/2012							1	10/02/2012	10/02/2012
BALOCHISTAN	SHARANI	1	02/10/2012	02/10/2012							1	02/10/2012	02/10/2012
	QUETTA	3	01/01/2012	22/06/2012							3	01/01/2012	22/06/2012
SINDH	NFEROZ	1	09/09/2012	09/09/2012							1	09/09/2012	09/09/2012
	LARKANA	1	21/05/2012	21/05/2012							1	21/05/2012	21/05/2012
	HYDERABAD	1	27/01/2012	27/01/2012							1	27/01/2012	27/01/2012
	MIRPURKHAS	1	03/01/2012	03/01/2012							1	03/01/2012	03/01/2012
GILGIT BALTISTAN	DIAMIR	1	06/08/2012	06/08/2012							1	06/08/2012	06/08/2012
PUNJAB	RAJANPUR	1	21/05/2012	21/05/2012							1	21/05/2012	21/05/2012
	JHANG	1	20/01/2012	20/01/2012							1	20/01/2012	20/01/2012
Grand Total		55	01/01/2012	30/11/2012	2	19/02/2012	18/04/2012	1	04/01/2012	04/01/2012	58	01/01/2012	30/11/2012

Khyber P1 case (NW/34/12/005) was identified as wild by a positive contact with date of stool collection 30/01/2012  
 Khyber P1P3 case (NW/34/12/002) was identified as wild by positive contacts with date of stool collection 30/01/2012  
 Karak P1 case (NW/51/12/013) was identified as wild by a positive contact with date of stool collection 08/09/2012  
 Diamir P1 case (NA/31/12/004) was identified as wild by a positive contact with date of stool collection 06/09/2012





**Circulating VDPV cases and date of onset of paralysis in EMR countries by districts  
2012-2013**

Year	COUNTRY	PROVINCE	DISTRICT	cVDP2			cVDP3		
				Count	First Case	Last Case	Count	First Case	Last Case
2012	AFG	KANDAHAR	MAYWAND	1	17/10/2012	17/10/2012			
			PANJWAYI	2	30/10/2012	20/12/2012			
			SPINBOLDAK	1	05/11/2012	05/11/2012			
		HILMAND	KAJAKI	1	02/12/2012	02/12/2012			
			WASHER	1	20/12/2012	20/12/2012			
			NAD-E-ALI	3	03/12/2012	21/12/2012			
			NAHR-E-SARAJ	1	15/11/2012	15/11/2012			
			NAWZAD	1	24/12/2012	24/12/2012			
			<b>AFG Total</b>			<b>11</b>	<b>17/10/2012</b>	<b>24/12/2012</b>	
	PAK	BALUCHISTAN	KABDULAH	15	30/08/2012	14/12/2012			
		SINDH	KHIGADAP	1	08/12/2012	08/12/2012			
	<b>PAK Total</b>			<b>16</b>	<b>30/08/2012</b>	<b>14/12/2012</b>			
	SOM	LOWER JUBA	KISMAYO	1	23/07/2012	23/07/2012			
	<b>SOM Total</b>			<b>1</b>	<b>23/07/2012</b>	<b>23/07/2012</b>			
YEM	HAJJAH	HARAD				1	24/08/2012	24/08/2012	
		ALHUDAIDAH	ALZUHRA				1	27/04/2012	27/04/2012
	SAADAH	SAHAR				1	25/11/2012	25/11/2012	
<b>YEM Total</b>						<b>3</b>	<b>27/04/2012</b>	<b>25/11/2012</b>	
<b>2012 Total</b>				<b>28</b>	<b>23/07/2012</b>	<b>24/12/2012</b>	<b>3</b>	<b>27/04/2012</b>	<b>25/11/2012</b>
2013	AFG	HILMAND	NAD-E-ALI	2	22/01/2013	20/02/2013			
	<b>AFG Total</b>			<b>2</b>	<b>22/01/2013</b>	<b>20/02/2013</b>			
	PAK	BALUCHISTAN	JAFARABAD	1	11/01/2013	11/01/2013			
		SINDH	KHIGADAP	1	21/02/2013	21/02/2013			
	<b>PAK Total</b>			<b>2</b>	<b>11/01/2013</b>	<b>21/02/2013</b>			
	SOM	LOWER SHABELLE	AFGOI	1	09/01/2013	09/01/2013			
<b>SOM Total</b>			<b>1</b>	<b>09/01/2013</b>	<b>09/01/2013</b>				
<b>2013 Total</b>				<b>5</b>	<b>09/01/2013</b>	<b>21/02/2013</b>			

In 2012, 3 AFP cases in Afgahnsitan and 2 cases in Pakistan were identified as VDPVs by contacts

In 2013, 1 AFP case in Somalia was identified as VDPV by contact