



AFP SURVEILLANCE

13-May-13

Week 19, ending 12 May 2013

Number 762

Table 1: Acute Flaccid Paralysis (AFP) cases by week of onset

Country	Reported AFP cases by week of onset - Week (19/13) / Ending on : 12/05/13)														
	Total AFP 2011	Total AFP 2012	Total AFP to date, 2013	W 08 24 Feb 13	W 09 03 Mar 13	W 10 10 Mar 13	W 11 17 Mar 13	W 12 24 Mar 13	W 13 31 Mar 13	W 14 07 Apr 13	W 15 14 Apr 13	W 16 21 Apr 13	W 17 28 Apr 13	W 18 05 May 13	W 19 12 May 13
Afghanistan	1830	1829	686	37	62	37	40	37	36	45	32	38	19	28	3
Bahrain	10	19	3	0	1	1	0	0	0	0	0	0	0	0	0
Djibouti	6	6	0												
Egypt	1023	1022	392	26	25	26	20	27	21	17	29	32	22	8	3
Iran	603	689	236	12	14	10	20	4	7	6	11	13	14	11	2
Iraq	530	467	147	7	12	6	8	12	7	11	8	5	5	3	
Jordan ****	30	34	10	0	2	1	1	0	1	1	0	0			
Kuwait	38	36	12	2	0	2	0	0	0	1	0	0	1	0	
Lebanon ****	22	24	6	2	1	1	0	0	1	1	0	0	0	0	0
Libya	35	42	27	1	0	3	3	2	3	0	3	2	0	2	
Morocco	76	81	32	1	1	3	3	3	1	3	1	0	3		
Oman	39	31	9	0	0	1	1	0	0	3	1	0	0	0	
Pakistan	5762	5037	1219	88	81	76	64	70	54	66	59	75	43	12	0
Palestine ****	17	21	5	0	0	0	1	0	0	1	0	0	0	0	
Qatar	6	13	3	0	0	0	1	0	0	0	0	0	0	0	0
Saudi Arabia	213	227	81	6	6	8	4	8	4	2	3	3	1	0	0
Somalia	172	148	59	3	3	6	4	2	2	8	2	7	6	3	
Sudan	362	384	128	6	9	9	9	9	12	7	14	1	1	3	0
South Sudan	341	326	114	10	10	9	14	9	4	9	5	3	1	0	
Syria ****	168	109	35	2	5	2	2	0	1	2	0	2	0	0	
Tunisia	47	61	13	2	0	3	1	1	1	0	0	0	0	0	
U.A.E	25	40	15	2	2	1	2	0	0	2	1	0	0	0	
Yemen	386	478	176	13	5	7	8	12	12	9	10	10	8	1	0
Total EMR	11741	11124	3408	220	239	212	206	196	167	194	179	191	124	71	8

No data = No report received

Table 2: Confirmed polio cases by month of onset

Country	Total year 2011	Total year 2012	12/05		Confirmed polio cases by month of onset											
			2012	2013	June 2012	July 2012	August 2012	September 2012	October 2012	November 2012	December 2012	January 2013	February 2013	March 2013	April 2013	May 2013
Afghanistan	80	37	7	2	3	4	2	7	6	3	2	1	0	1		
Bahrain	0	0	0	0	0	0	0	0	0	0	0	0	0		0	
Djibouti	0	0	0	0	0	0	0	0	0	0	0	0				
Egypt	0	0	0	0	0	0	0	0	0	0	0	0				
Iran	0	0	0	0	0	0	0	0	0	0	0	0		0		
Iraq	0	0	0	0	0	0	0	0	0	0	0	0		0		
Jordan ****	0	0	0	0	0	0	0	0	0	0	0	0				
Kuwait	0	0	0	0	0	0	0	0	0	0	0	0		0		
Lebanon ****	0	0	0	0	0	0	0	0	0	0	0	0		0		
Libya	0	0	0	0	0	0	0	0	0	0	0	0		0		
Morocco	0	0	0	0	0	0	0	0	0	0	0	0		0		
Oman	0	0	0	0	0	0	0	0	0	0	0	0		0		
Pakistan	198	58	17	8	2	5	9	8	8	4		2	3	1	2	
Palestine ****	0	0	0	0	0	0	0	0	0	0	0	0		0		
Qatar	0	0	0	0	0	0	0	0	0	0	0	0		0		
Saudi Arabia	0	0	0	0	0	0	0	0	0	0	0	0		0		
Somalia	0	0	0	1	0	0	0	0	0	0	0	0			1	
Sudan	0	0	0	0	0	0	0	0	0	0	0	0		0		
South Sudan	0	0	0	0	0	0	0	0	0	0	0	0				
Syria ****	0	0	0	0	0	0	0	0	0	0	0	0		0		
Tunisia	0	0	0	0	0	0	0	0	0	0	0	0		0		
U.A.E	0	0	0	0	0	0	0	0	0	0	0	0		0		
Yemen	0	0	0	0	0	0	0	0	0	0	0	0		0		
Total EMR	278	95	24	11	5	9	11	15	14	7	2	3	3	2	3	0

**** UNRWA cases are included with those of country of residence



World Health Organization – Regional Office for Eastern Mediterranean

AFP SURVEILLANCE

13-May-13

Week 19, ending 12 May 2013

Number 762

Table 3: Investigation of AFP cases with paralysis onset in 2012 & 2013 up to Week (19/13) / Ending on : (12/05/13)

COUNTRY	2012												2013												Latest line List Date
	AFP									Specimen	Wild cases		AFP									Specimen	Wild cases		
	Total AFP cases onset 2012	Case classification					Non polio AFP rate **	AFP cases pending classification > 90 days from onset of paralysis	AFP cases pending classification and lab > 90 days from onset of paralysis		% with *** adequate specimens	Wild P1 Poliovirus	Wild P3 Poliovirus	Total AFP cases onset 2013	Case classification					Annualized Non polio AFP rate **	AFP cases pending classification > 90 days from onset of paralysis		AFP cases pending classification and lab > 90 days from onset of paralysis	% with *** adequate specimens	
		Total Confirmed Polio Cases *	Polio Compatible	Pending Classification	Discarded (non polio AFP)	VDPV				Total Confirmed Polio Cases *					Polio Compatible	Pending Classification	Discarded (non polio AFP)	VDPV							
Afghanistan	1829	37	7	0	1774	11	10.3	0	0	92.3	37	0	686	2	0	99	582	3	10.3	4	0	95.2	2	0	05/05/2013
Bahrain	19	0	0	0	19	0	7.0	0	0	94.7	0	0	3	0	0	2	1	0	3.1	0	0	100.0	0	0	12/05/2013
Djibouti	6	0	0	1	5	0	2.0	1	0	66.7	0	0	0	0	0	0	0	0	0.0	0	0		0	0	18/02/2013
Egypt	1022	0	0	0	1021	1	3.2	0	0	91.6	0	0	392	0	0	107	285	0	3.3	1	0	89.8	0	0	09/05/2013
Iran	689	0	0	0	687	2	3.5	0	0	92.5	0	0	236	0	0	80	156	1	3.7	0	0	95.8	0	0	11/05/2013
Iraq	467	0	0	0	467	0	3.2	0	0	89.7	0	0	147	0	0	31	116	0	2.8	4	1	87.8	0	0	11/05/2013
Jordan	34	0	0	0	34	0	1.4	0	0	85.3	0	0	10	0	0	6	4	0	1.1	0	0	100.0	0	0	21/04/2013
Kuwait	36	0	0	0	36	0	4.7	0	0	86.1	0	0	12	0	0	2	10	0	4.4	1	0	91.7	0	0	05/05/2013
Lebanon	24	0	0	0	24	0	2.0	0	0	50.0	0	0	6	0	0	0	6	0	1.7	0	0	100.0	0	0	12/05/2013
Libya	42	0	0	0	42	0	2.1	0	0	97.6	0	0	27	0	0	3	24	0	3.6	0	0	92.6	0	0	11/05/2013
Morocco	81	0	0	0	81	0	0.8	0	0	81.5	0	0	32	0	0	14	18	0	0.8	3	0	78.1	0	0	03/05/2013
Oman	31	0	0	0	31	0	3.9	0	0	100.0	0	0	9	0	0	0	9	0	3.2	0	0	100.0	0	0	05/05/2013
Pakistan	5037	58	6	2	4955	16	6.5	2	0	88.6	56 #	3 #	1219	8	0	219	989	3	4.4	41	5	92.5	8	0	12/05/2013
Palestine	21	0	0	0	21	0	1.2	0	0	95.2	0	0	5	0	0	2	3	0	0.8	0	0	100.0	0	0	05/05/2013
Qatar	13	0	0	0	13	0	5.6	0	0	92.3	0	0	3	0	0	3	0	0	3.6	2	0	100.0	0	0	12/05/2013
Saudi Arabia	227	0	0	0	227	0	2.6	0	0	96.0	0	0	81	0	0	44	37	0	2.5	0	0	95.1	0	0	12/05/2013
Somalia	148	0	2	0	145	1	2.9	0	0	98.0	0	0	59	1	0	21	36	1	3.0	0	0	98.3	1	0	10/05/2013
Sudan	384	0	0	0	383	1	2.5	0	0	96.9	0	0	128	0	0	7	121	0	2.2	0	0	99.2	0	0	12/05/2013
South Sudan	326	0	0	2	323	1	4.0	2	1	94.2	0	0	114	0	0	22	92	0	3.7	3	0	93.9	0	0	10/05/2013
Syria	109	0	0	0	109	1	1.1	0	0	84.4	0	0	35	0	0	6	29	0	1.0	2	0	80.0	0	0	08/05/2013
Tunisia	61	0	0	0	61	0	2.4	0	0	78.7	0	0	13	0	0	1	12	0	1.4	0	0	84.6	0	0	10/05/2013
U.A.E	40	0	0	0	40	0	4.0	0	0	100.0	0	0	15	0	0	4	11	0	4.1	0	0	100.0	0	0	05/05/2013
Yemen	478	0	0	0	474	4	4.1	0	0	93.1	0	0	176	0	0	51	125	0	4.0	0	0	90.3	0	0	12/05/2013
EMR	11124	95	15	5	10972	38	4.5	5	1	90.5	93	3	3408	11	0	724	2666	8	3.8	61	6	92.9	11	0	
2011	11742	278	45	0	11395	24	4.8	0	0	90.0	276	2													

* Confirmed polio cases refer to wild isolation from AFP cases or from contacts of negative index AFP cases

** Non-polio AFP per 100,000 children <15 years

*** Adequate here refers to two stool specimens collected at least 24 hours apart, within 14 days of paralysis onset

**** AFP cases co infected with P1 and P3 are counted separately as wild isolates

In 2012, 1 AFP case in Pakistan had co infection P1 & P3 from 2 contacts P1 & P3



World Health Organization – Regional Office for Eastern Mediterranean

AFP SURVEILLANCE

Week 19, ending 12 May 2013

13-May-13

Number 762

Table 4: Investigation of contacts of AFP cases with paralysis onset in 2013 up to Week (19/13) / Ending on : (12/05/2013)

Country	No. of AFP cases	No. of eligible AFP cases for contact sampling*	% of eligible AFP cases with contact samplings	% of eligible AFP cases with 3+ contacts	Total number of Contacts**	% of contacts under 5 years	% of contacts with specimens collected within 7 days of notification of index	% Contact specimens in lab within 3 days of collection	% Contact specimens positive for NPEV	% Contact specimens positive for Sabin like virus	No. of contacts positive for wild virus	% of wild polio virus isolation from contacts	No. of Contacts positive for VDPVs	No. of -ve index AFP cases identified positive by contact	No. of district identified infected from contacts
Afghanistan	686	33	78.8	78.8	276	94.2	78.6	16.2	10.8	9.5	0	0.0		0	0
Bahrain	3	0			0						0			0	0
Djibouti											0				0
Egypt	392	47	57.4	57.4	131	73.3	63.4	98.2	13.2	3.5	0	0.0		0	0
Iran	236	10	100.0	100.0	43	53.5	55.8	65.1	7.0	2.3	0	0.0		0	0
Iraq	147	18	61.1	50.0	48	60.4	4.2	75.6	8.9	0.0	0	0.0		0	0
Jordan	10	0			0						0			0	0
Kuwait	12	1	100.0	100.0	25	24.0	76.0	100.0	16.0	0.0	0	0.0		0	0
Lebanon	6	0			0						0			0	0
Libya	27	2	0.0	0.0	0						0			0	0
Morocco	32	7	14.3	14.3	5	80.0	0.0	100.0	20.0	40.0	0	0.0		0	0
Oman	9	0			4	75.0	0.0	100.0	0.0	25.0	0	0.0		0	0
Pakistan	1219	92	59.8	57.6	179	89.4	63.1	61.9	13.7	11.9	0	0.0		0	0
Palestine	5	0			0						0			0	0
Qatar	3	0			0						0			0	0
Saudi Arabia	81	4	25.0	25.0	3	0.0	100.0				0			0	0
Somalia	59	1	100.0	100.0	174	90.2	97.1	16.3	15.4	3.3	3	2.4	1	0	0
Sudan	128	1	100.0	100.0	59	91.5	61.0	58.3	8.3	2.1	0	0.0		0	0
South Sudan	114	7	100.0	85.7	308	80.5	94.8	2.0	25.6	1.2	0	0.0		0	0
Syria	35	7	14.3	0.0	2	0.0	0.0	100.0	0.0	0.0	0	0.0		0	0
Tunisia	13	2	0.0	0.0	3	66.7	33.3	66.7	0.0	0.0	0	0.0		0	0
U.A.E.	15	0			0						0			0	0
Yemen	176	17	35.3	11.8	101	70.3	78.2	10.8	12.2	2.7	0	0.0		0	0
Grand Total 2013	3408	249	59.4	55.4	1361	81.8	76.3	36.3	15.0	5.3	3	0.3	1	0	0
Grand Total 2012	11124	1063	83.4	79.0	5851	83.0	69.4	45.7	18.6	3.4	10	0.2	11	7	4

* Eligible refers to AFP cases with inadequate stool specimens

** Total number of contacts from eligible AFP cases and from other AFP cases as per with country criteria for contact sampling

Last wild contacts in EMRO, 01/01/2012- 12/05/2013

Year	Country	Data	Date of Most Recent stool collection
		Count of wild contacts	
2012	Afghanistan	3	10/11/2012
	Pakistan	7	08/10/2012
2012 Total		10	10/11/2012
2013	SOM	3	22/04/2013
2013 Total		3	22/04/2013



Table 5: Laboratory investigation of AFP cases with paralysis onset in 2013 up to Week (19/13) / Ending on : (12/05/2013)

Country	Polio laboratories	AFP cases with specimens	Preliminary virus isolation results of AFP cases						Poliovirus intratypic differentiation results #										Indicators				Latest report Date						
			Referred for ITD		NPEV only	Negative	Pending		Type 1			Type 2			Type 3			Discordant pending sequence	NPEV by PCR	Non-EV	Pending ITD	% specimens positive for NPEV		% AFP cases with culture results within 14 days	% AFP cases with ITD results within 7 days	% AFP cases with ITD results within 45 days of onset**			
			L20B+	L20B/NPEV			received <= 14 days	received > 14 days ago	Wild	Sabin	VDPV	Wild	Sabin	VDPV	Wild	Sabin	VDPV												
Afghanistan	RRL Pakistan	669	52	7	79	477	55		2	28				18	3		23			1					11%	100%	100%	98%	10/05/2013
Bahrain	PNL Oman	3				3																			0%	100%		100%	13/05/2013
Djibouti	NPL Kenya																												18/02/2013
Egypt***	RRL Egypt	391	11	3	27	307	36	7		5							4				3	3	1		8%	99%	92%	99%	09/05/2013
Iran	NPL Iran	227	6		3	210	8			2				1		1						2			2%	100%	100%	99%	12/05/2013
Iraq	RRL Egypt	146	3		12	70	14	47		8				1		10									10%	99%	100%	100%	11/05/2013
Jordan	RRL Tunisia	11					11																		7%	100%			09/05/2013
Kuwait	RRL Kuwait	14			1	11	2																		9%	92%		100%	09/05/2013
Lebanon	RRL Egypt	8				8																			0%	100%		100%	09/05/2013
Libya	RRL Tunisia	25				21	1	3																	0%	100%		100%	03/05/2013
Morocco	RRL Tunisia	28			4	21	2	1																	15%	96%	0%	100%	10/05/2013
Oman	NPL Oman	9			1	8																			27%	100%		100%	13/05/2013
Pakistan	RRL Pakistan	1317	68	5	168	952	124		8	25				13	3		30			3	1	1			12%	100%	97%	98%	10/05/2013
Palestine & UNRWA		5			1	3		1																	25%	0%		100%	05/05/2013
Qatar	NPL Oman	3			1	2																			33%	100%		100%	13/05/2013
Saudi Arabia	NPL Oman	81	1			78		2								1									0%	99%	100%	0%	05/05/2013
Somalia	NPL Kenya	58	5		11	24	7	13	1	2				2											28%	8%		97%	10/05/2013
Sudan	RRL Egypt	129			17	107	5									2									12%	99%	100%	100%	12/05/2013
South Sudan	NPL Kenya	114	1		31	65		18								1									32%	0%		83%	10/05/2013
Syria	RRL Tunisia	30			1	29																			3%	96%		100%	09/05/2013
Tunisia	RRL Tunisia	14				12	2																		0%	100%		100%	03/05/2013
U.A.E	NPL Oman	14				14																			0%	100%		100%	13/05/2013
Yemen	RRL Egypt	166	12		13	118	4	19		3						7						3			10%	100%	100%	93%	09/05/2013
Total EMR 2013		3462	159	15	370	2551	260	111	11	73				34	7		79			7	4	9	1		11%	95%	98%	98%	
Total EMR 2012		11002	574	60	1996	8364		6	86	210				114	30	2	242	4		5	24	14			16%	94%	99%	97%	

* Specimens from all sources including non-AFP cases, excluding environmental samples

** This indicator reflects surveillance and laboratory activities

*** Environmental surveillance initiated in Egypt in September 2000 showed the following:

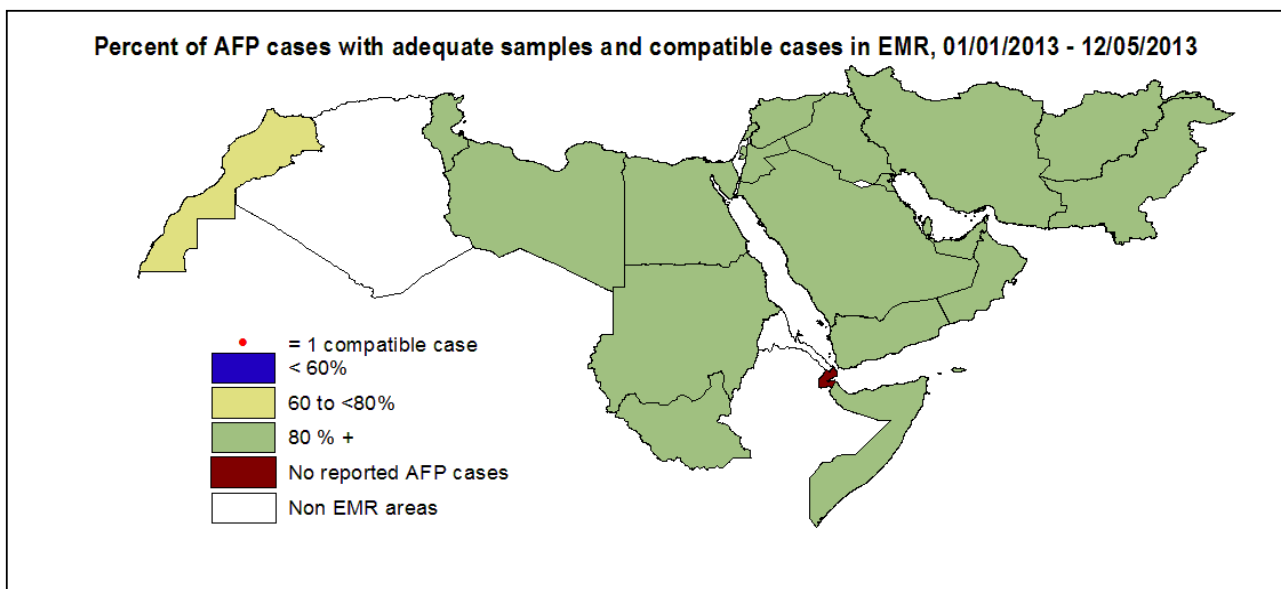
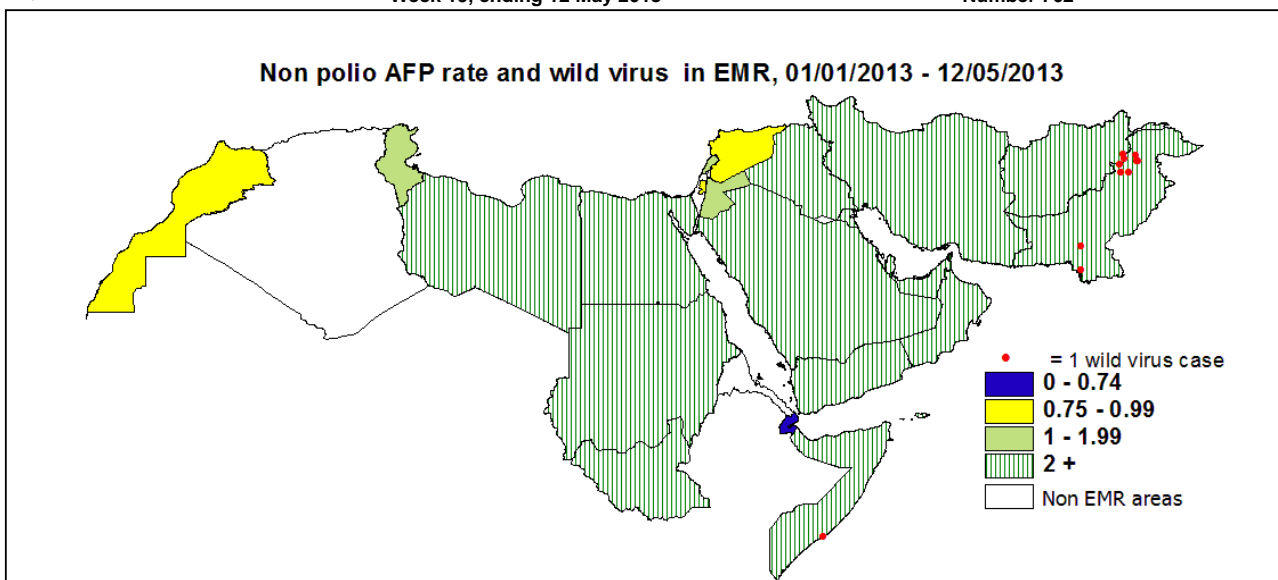
Result	2010	2011	2012	2013
Negative	416	448	404	121
Pending				49
Wild			2	
VDPVP2			4	
VDPVP1			1	
Total	416	448	411	170

Year 2012	Province	Site	Count	First date	Last Date
Wild	CAIRO	AL HAGGANA 2	1	06/12/2012	06/12/2012
		EL SALAM	1	02/12/2012	02/12/2012
Wild Total			2	02/12/2012	06/12/2012
VDPVP2	CAIRO	AL HAGGANA 2	2	29/03/2012	30/05/2012
	GIZA	MOHEET	1	27/09/2012	27/09/2012
	ISMALIA	ISMALIA	1	25/11/2012	25/11/2012
VDPVP2 Total			4	29/03/2012	25/11/2012
VDPVP1	ALEXANDRIA	GHRAB	1	10/04/2012	10/04/2012
VDPVP1 Total			1	10/04/2012	10/04/2012

****Environmental surveillance initiated in Pakistan in August 2009 showed the following:

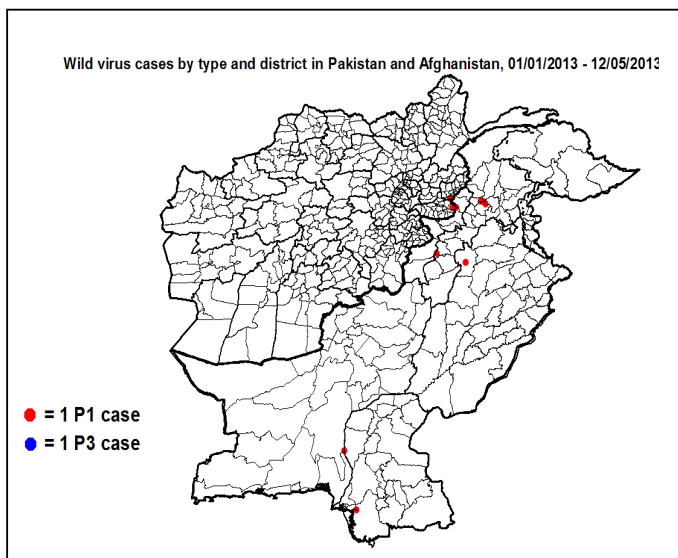
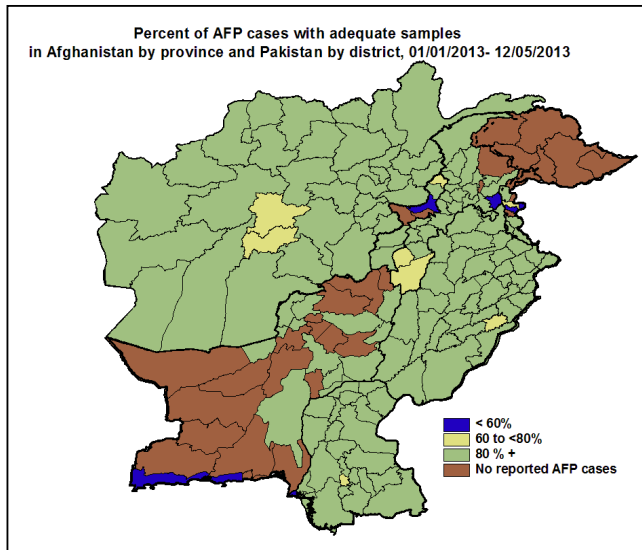
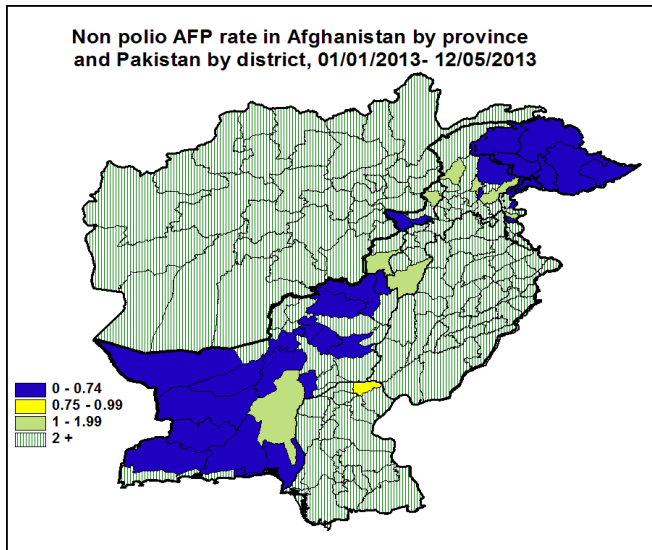
Status	2009	2010	2011	2012	2013
Negative	27	77	68	149	77
pending					20
Wild	18	79	136	89	16
Grand Total	45	156	204	238	113

Year=	District	Site Name	Count	Wild	First date	Last date
2013	KHI.GADAP TOWN	COMPOSITE SAMPLE	1		11/04/2013	11/04/2013
		SOHRAB GOTH	1		29/01/2013	29/01/2013
	PESHAWAR	LARA MA	3		24/01/2013	26/03/2013
		SHAHEEN TOWN	4		11/01/2013	12/04/2013
	RAWALPINDI	SAFDAR ABAD	1		25/03/2013	25/03/2013
	QUETTA	SUR PUL	1		20/02/2013	20/02/2013
	HYDERABAD	TULSIDAS PUMPING STATION	4		10/01/2013	10/04/2013
	FAISALABAD	FAISALABAD COMPOSITE SITE	1		03/01/2013	03/01/2013
2013			16		03/01/2013	12/04/2013



Wild polio cases by country and date of onset of paralysis in EMR, 2012-2013

Year	COUNTRY	P1			P3			P1P3			Total Count	First Case	Last Case
		Count	First Case	Last Case	Count	First Case	Last Case	Count	First Case	Last Case			
2012	AFG	37	01/01/2012	20/12/2012							37	01/01/2012	20/12/2012
	PAK	55	01/01/2012	30/11/2012	2	19/02/2012	18/04/2012	1	04/01/2012	04/01/2012	58	01/01/2012	30/11/2012
2012 Total		92	01/01/2012	20/12/2012	2	19/02/2012	18/04/2012	1	04/01/2012	04/01/2012	95	01/01/2012	20/12/2012
2013	AFG	2	31/01/2013	28/03/2013							2	31/01/2013	28/03/2013
	PAK	8	14/01/2013	24/04/2013							8	14/01/2013	24/04/2013
	SOM	1	18/04/2013	18/04/2013							1	18/04/2013	18/04/2013
2013 Total		11	14/01/2013	24/04/2013							11	14/01/2013	24/04/2013

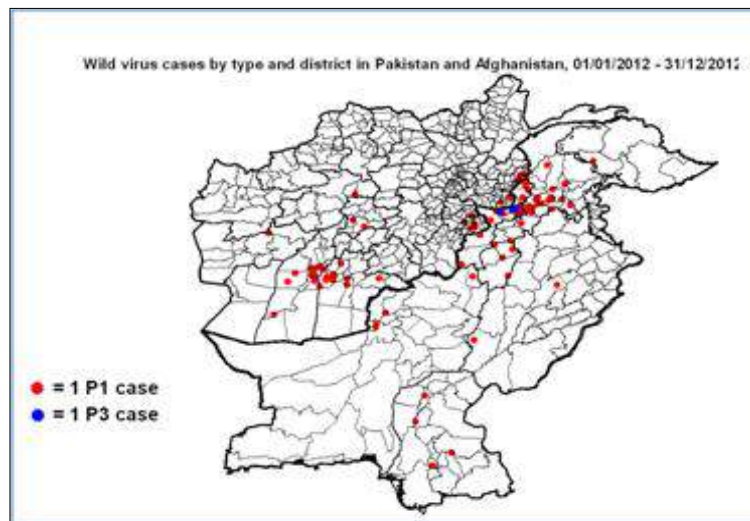
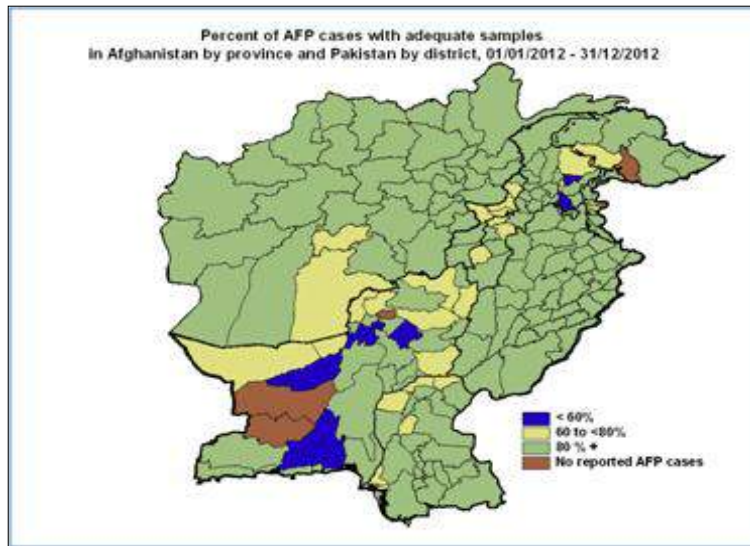


Wild Polio cases by district and date of onset of paralysis, Afghanistan 2013

		P1		
PROVINCE	DISTRICT	Count	First case	Last case
NANGARHAR	LALPUR	1	31/01/2013	31/01/2013
KUNAR	KHASKUNAR	1	28/03/2013	28/03/2013
Grand Total		2	31/01/2013	28/03/2013

Wild Polio cases by district and date of onset of paralysis, Pakistan 2013

		P1		
PROVINCE	DISTRICT	Count	First case	Last case
PUNJAB	MIANWALI	1	07/02/2013	07/02/2013
SINDH	DADU	1	22/03/2013	22/03/2013
	KHIBINQASIM	1	14/01/2013	14/01/2013
KHYBER PAKHTOON	MALAKAND	1	08/02/2013	08/02/2013
	MARDAN	2	12/02/2013	22/04/2013
	BANNU	1	26/01/2013	26/01/2013
FATA	KHYBER	1	24/04/2013	24/04/2013
Grand Total		8	14/01/2013	24/04/2013





World Health Organization – Regional Office for Eastern Mediterranean

AFP SURVEILLANCE

13-May-13

Week 19, ending 12 May 2013

Number 762

Wild Polio cases by district and date of onset of paralysis, Afghanistan 2012

PROVINCE	DISTRICT	P1		
		Count	First case	Last case
NANGARHAR	LAL PUR	1	20/12/2012	20/12/2012
	ACHIN	1	20/12/2012	20/12/2012
KHOST	MANDO ZAYI	2	14/09/2012	25/11/2012
	MUSA KHEL	1	09/11/2012	09/11/2012
HILMAND	LASHKAR GAH	1	19/11/2012	19/11/2012
	NAHRI SARRAJ	6	03/05/2012	21/10/2012
	SANGIN	1	20/07/2012	20/07/2012
	REG (H)	1	28/06/2012	28/06/2012
	NAD ALI	2	01/01/2012	23/01/2012
KANDAHAR	KANDAHAR	2	15/01/2012	28/10/2012
	MAYWAND	7	18/05/2012	20/10/2012
	KHAKREZ	1	14/03/2012	14/03/2012
	ARGHISTAN	1	03/01/2012	03/01/2012
URUZGAN	GIZAB	2	17/09/2012	18/10/2012
PAKTYA	CHAMKANI	1	01/10/2012	01/10/2012
	JADRAN	1	15/02/2012	15/02/2012
KUNAR	MARAWARA	1	21/09/2012	21/09/2012
	BAR KUNAR	2	30/06/2012	21/07/2012
	NARI	1	01/07/2012	01/07/2012
GHOR	LAL WA SARJANGAL	1	31/08/2012	31/08/2012
FARAH	BALA BULUK	1	02/06/2012	02/06/2012
Grand Total		37	01/01/2012	20/12/2012

Maywand P1 case (AFG/08/12/216) was identified as wild by a positive contact with date of stool collection 08/09/2012
 Lal Wa Sarjangal P1 case (AFG/03/12/216) was identified as wild by a positive contact with date of stool collection 09/09/2012
 Maywand P1 case (AFG/08/12/289) was identified as wild by a positive contact with date of stool collection 10/11/2012

Wild Polio cases by district and date of onset of paralysis, Pakistan 2012

PROVINCE	DISTRICT	P1			P3			P1P3			Total Count	First case	Last case
		Count	First case	Last case	Count	First case	Last case	Count	First case	Last case			
KHYBER PAKHTOON	LAKKIMRWT	3	16/01/2012	30/11/2012							3	16/01/2012	30/11/2012
	PESHAWAR	6	10/01/2012	20/11/2012							6	10/01/2012	20/11/2012
	MARDAN	4	21/07/2012	03/11/2012							4	21/07/2012	03/11/2012
	SWABI	3	22/08/2012	23/10/2012							3	22/08/2012	23/10/2012
	BUNIR	1	14/10/2012	14/10/2012							1	14/10/2012	14/10/2012
	TORGHAR	2	09/08/2012	26/09/2012							2	09/08/2012	26/09/2012
	DIRUPPER	1	14/09/2012	14/09/2012							1	14/09/2012	14/09/2012
	CHARSADA	2	12/07/2012	13/09/2012							2	12/07/2012	13/09/2012
	SHANGLA	1	25/08/2012	25/08/2012							1	25/08/2012	25/08/2012
	HARIPUR	1	20/08/2012	20/08/2012							1	20/08/2012	20/08/2012
	KARAK	1	10/08/2012	10/08/2012							1	10/08/2012	10/08/2012
	KOHAT	1	11/01/2012	11/01/2012							1	11/01/2012	11/01/2012
	DIKHAN	1	11/01/2012	11/01/2012							1	11/01/2012	11/01/2012
	FATA	MOHMAND	1	10/11/2012	10/11/2012							1	10/11/2012
KHYBER		8	06/01/2012	17/10/2012	2	19/02/2012	18/04/2012	1	04/01/2012	04/01/2012	11	04/01/2012	17/10/2012
BAJOUR		5	12/07/2012	09/10/2012							5	12/07/2012	09/10/2012
KURRAM		1	25/09/2012	25/09/2012							1	25/09/2012	25/09/2012
WAZIR-S		1	13/05/2012	13/05/2012							1	13/05/2012	13/05/2012
WAZIR-N		1	10/02/2012	10/02/2012							1	10/02/2012	10/02/2012
BALOCHISTAN	SHARANI	1	02/10/2012	02/10/2012							1	02/10/2012	02/10/2012
	QUETTA	3	01/01/2012	22/06/2012							3	01/01/2012	22/06/2012
SINDH	NFEROZ	1	09/09/2012	09/09/2012							1	09/09/2012	09/09/2012
	LARKANA	1	21/05/2012	21/05/2012							1	21/05/2012	21/05/2012
	HYDERABAD	1	27/01/2012	27/01/2012							1	27/01/2012	27/01/2012
	MIRPURKHAS	1	03/01/2012	03/01/2012							1	03/01/2012	03/01/2012
GILGIT BALTISTAN	DIAMIR	1	06/08/2012	06/08/2012							1	06/08/2012	06/08/2012
PUNJAB	RAJANPUR	1	21/05/2012	21/05/2012							1	21/05/2012	21/05/2012
	JHANG	1	20/01/2012	20/01/2012							1	20/01/2012	20/01/2012
Grand Total		55	01/01/2012	30/11/2012	2	19/02/2012	18/04/2012	1	04/01/2012	04/01/2012	58	01/01/2012	30/11/2012

Khyber P1 case (NW/34/12/005) was identified as wild by a positive contact with date of stool collection 30/01/2012
 Khyber P1P3 case (NW/34/12/002) was identified as wild by positive contacts with date of stool collection 30/01/2012
 Karak P1 case (NW/51/12/013) was identified as wild by a positive contact with date of stool collection 08/09/2012
 Diamir P1 case (NA/31/12/004) was identified as wild by a positive contact with date of stool collection 06/09/2012



**Circulating VDPV cases and date of onset of paralysis in EMR countries by districts
2012-2013**

Year	COUNTRY	PROVINCE	DISTRICT	cVDP2			cVDP3				
				Count	First Case	Last Case	Count	First Case	Last Case		
2012	AFG	KANDAHAR	MAYWAND	1	17/10/2012	17/10/2012					
			PANJWAYI	2	30/10/2012	20/12/2012					
			SPINBOLDAK	1	05/11/2012	05/11/2012					
		HILMAND	KAJAKI	1	02/12/2012	02/12/2012					
			WASHER	1	20/12/2012	20/12/2012					
			NAD-E-ALI	3	03/12/2012	21/12/2012					
			NAHR-E-SARAJ	1	15/11/2012	15/11/2012					
		NAWZAD	1	24/12/2012	24/12/2012						
		AFG Total				11	17/10/2012	24/12/2012			
		PAK	BALOCHISTAN	KABDULAH	15	30/08/2012	14/12/2012				
	KHIGADAP			1	08/12/2012	08/12/2012					
	PAK Total				16	30/08/2012	14/12/2012				
	SOM	LOWER JUBA	KISMAYO	1	23/07/2012	23/07/2012					
	SOM Total				1	23/07/2012	23/07/2012				
YEM	HAJJAH	HARAD				1	24/08/2012	24/08/2012			
	ALHUDAIDAH	ALZUHRA				1	27/04/2012	27/04/2012			
YEM Total							2	27/04/2012	24/08/2012		
2012 Total				28	23/07/2012	24/12/2012	2	27/04/2012	24/08/2012		
2013	AFG	KANDAHAR	SHAHWALIKOT	1	13/03/2013	13/03/2013					
		HILMAND	NAD-E-ALI	2	22/01/2013	20/02/2013					
	AFG Total				3	22/01/2013	13/03/2013				
	PAK	BALOCHISTAN	JAFARABAD	1	11/01/2013	11/01/2013					
			KHIGADAP	1	21/02/2013	21/02/2013					
			FATA	1	10/04/2013	10/04/2013					
	PAK Total				3	11/01/2013	10/04/2013				
SOM	LOWER SHABELLE	AFGOI	1	09/01/2013	09/01/2013						
SOM Total				1	09/01/2013	09/01/2013					
2013 Total				7	09/01/2013	10/04/2013					

In 2012, 3 AFP cases in Afghanistan and 2 cases in Pakistan were identified as VDPVs by contacts

In 2013, 1 AFP case in Somalia was identified as VDPV by contact