



AFP SURVEILLANCE

10-Jun-13

Week 23, ending 09 June 2013

Number 766

Table 1: Acute Flaccid Paralysis (AFP) cases by week of onset

Country	Reported AFP cases by week of onset - Week (23/13) / Ending on : 09/06/13														
	Total AFP 2011	Total AFP 2012	Total AFP to date, 2013	W 12 24 Mar 13	W 13 31 Mar 13	W 14 07 Apr 13	W 15 14 Apr 13	W 16 21 Apr 13	W 17 28 Apr 13	W 18 05 May 13	W 19 12 May 13	W 20 19 May 13	W 21 26 May 13	W 22 02 Jun 13	W 23 09 Jun 13
Afghanistan	1831	1829	823	37	36	44	33	38	19	38	35	37	26	27	4
Bahrain	10	19	3	0	0	0	0	0	0	0	0	0	0	0	
Djibouti	6	6	1	0	0	0	0	0	0	0	0	1	0		
Egypt	1023	1022	493	27	21	17	29	32	22	17	28	20	29	16	2
Iran	603	689	297	4	7	6	11	13	16	21	16	13	17	5	0
Iraq	530	467	193	13	7	11	9	6	9	8	8	12	13	1	
Jordan ****	30	34	11	0	1	1	0	1	0	0	0	0			
Kuwait	38	36	15	0	0	1	1	0	1	0	1	1	0	0	0
Lebanon ****	22	24	6	0	1	1	0	0	0	0	0	0	0	0	
Libya	35	42	27	2	3	0	3	2	0	2					
Morocco	76	81	40	3	1	4	1	1	3	1	3	2	0		
Oman	39	31	9	0	0	3	1	0	0	0	0	0	0	0	
Pakistan	5762	5037	1584	73	57	72	72	93	74	83	73	75	42	11	
Palestine ****	17	21	10	0	0	1	0	0	0	0	3	2	0	0	
Qatar	6	13	3	0	0	0	0	0	0	0	0	0	0	0	0
Saudi Arabia	213	227	93	8	4	2	3	3	1	1	4	1	5	1	0
Somalia	172	148	119	2	2	8	2	8	8	8	11	13	16	12	
Sudan	362	384	170	9	12	7	14	1	1	15	11	7	6	6	0
South Sudan	341	326	139	9	4	10	8	7	6	6	1	3	2	0	
Syria ****	168	109	43	0	1	2	0	3	2	2	2	0	1	0	
Tunisia	47	61	17	1	1	0	0	0	2	0	0	1	1	0	
U.A.E	25	40	17	0	0	2	1	0	0	0	0	0	1	1	0
Yemen	386	475	238	12	12	9	10	11	11	7	14	13	15	7	0
Total EMR	11742	11121	4351	200	170	201	198	219	175	209	210	201	174	87	6

No data = No report received

Table 2: Confirmed polio cases by month of onset

Country	Total year 2011	Total year 2012	09/06		Confirmed polio cases by month of onset											
			2012	2013	July 2012	August 2012	September 2012	October 2012	November 2012	December 2012	January 2013	February 2013	March 2013	April 2013	May 2013	June 2013
Afghanistan	80	37	11	2	4	2	7	6	3	2	1	0	1			
Bahrain	0	0	0	0	0	0	0	0	0	0	0	0		0	0	
Djibouti	0	0	0	0	0	0	0	0	0	0	0	0	0	0		
Egypt	0	0	0	0	0	0	0	0	0	0	0	0	0			
Iran	0	0	0	0	0	0	0	0	0	0	0	0	0	0		
Iraq	0	0	0	0	0	0	0	0	0	0	0	0	0			
Jordan ****	0	0	0	0	0	0	0	0	0	0	0	0	0			
Kuwait	0	0	0	0	0	0	0	0	0	0	0	0	0	0	0	
Lebanon ****	0	0	0	0	0	0	0	0	0	0	0	0	0	0	0	
Libya	0	0	0	0	0	0	0	0	0	0	0	0	0			
Morocco	0	0	0	0	0	0	0	0	0	0	0	0	0	0		
Oman	0	0	0	0	0	0	0	0	0	0	0	0	0	0	0	
Pakistan	198	58	22	14	5	9	8	8	4		2	3	1	2	6	
Palestine ****	0	0	0	0	0	0	0	0	0	0	0	0	0	0		
Qatar	0	0	0	0	0	0	0	0	0	0	0	0	0	0	0	
Saudi Arabia	0	0	0	0	0	0	0	0	0	0	0	0				
Somalia	0	0	0	9	0	0	0	0	0	0	0	0	0	3	6	
Sudan	0	0	0	0	0	0	0	0	0	0	0	0	0	0		
South Sudan	0	0	0	0	0	0	0	0								
Syria ****	0	0	0	0	0	0	0	0	0	0	0	0	0			
Tunisia	0	0	0	0	0	0	0	0	0	0	0	0	0	0		
U.A.E	0	0	0	0	0	0	0	0	0	0	0	0		0		
Yemen	0	0	0	0	0	0	0	0	0	0	0	0	0			
Total EMR	278	95	33	25	9	11	15	14	7	2	3	3	2	5	12	0

**** UNRWA cases are included with those of country of residence



World Health Organization – Regional Office for Eastern Mediterranean

AFP SURVEILLANCE

10-Jun-13

Week 23, ending 09 June 2013

Number 766

Table 3: Investigation of AFP cases with paralysis onset in 2012 & 2013 up to Week (23/13) / Ending on : (09/06/13)

COUNTRY	2012											2013											Latest line List Date		
	AFP									Specimen	Wild cases		AFP									Specimen		Wild cases	
	Total AFP cases onset 2012	Case classification					Non polio AFP rate **	AFP cases pending classification > 90 days from onset of paralysis	AFP cases pending classification and lab > 90 days from onset of paralysis		% with *** adequate specimens	Wild P1 Poliovirus	Wild P3 Poliovirus	Total AFP cases onset 2013	Case classification					Annualized Non polio AFP rate **	AFP cases pending classification > 90 days from onset of paralysis			AFP cases pending classification and lab > 90 days from onset of paralysis	% with *** adequate specimens
		Total Confirmed Polio Cases *	Polio Compatible	Pending Classification	Discarded (non polio AFP)	VDPV				Total Confirmed Polio Cases *					Polio Compatible	Pending Classification	Discarded (non polio AFP)	VDPV							
Afghanistan	1829	37	7	0	1774	11	10.3	0	0	92.3	37	0	823	2	0	112	706	3	10.2	6	0	94.9	2	0	09/06/2013
Bahrain	19	0	0	0	19	0	7.0	0	0	94.7	0	0	3	0	0	2	1	0	2.5	2	2	100.0	0	0	02/06/2013
Djibouti	6	0	0	0	6	0	2.0	0	0	66.7	0	0	1	0	0	1	0	0	0.8	0	0	100.0	0	0	29/05/2013
Egypt	1022	0	0	0	1021	1	3.2	0	0	91.6	0	0	493	0	0	97	396	0	3.4	0	0	90.1	0	0	06/06/2013
Iran	689	0	0	0	687	2	3.5	0	0	92.5	0	0	297	0	0	99	197	1	3.8	0	0	95.3	0	0	09/06/2013
Iraq	467	0	0	0	467	0	3.2	0	0	89.7	0	0	193	0	0	51	142	0	3.1	5	1	85.0	0	0	07/06/2013
Jordan	34	0	0	0	34	0	1.4	0	0	85.3	0	0	11	0	0	4	7	0	1.0	0	0	100.0	0	0	25/05/2013
Kuwait	36	0	0	0	36	0	4.7	0	0	86.1	0	0	15	0	0	0	15	0	4.5	0	0	86.7	0	0	09/06/2013
Lebanon	24	0	0	0	24	0	2.0	0	0	50.0	0	0	6	0	0	0	6	0	1.4	0	0	100.0	0	0	08/06/2013
Libya	42	0	0	0	42	0	2.1	0	0	97.6	0	0	27	0	0	3	24	0	3.0	0	0	92.6	0	0	11/05/2013
Morocco	81	0	0	0	81	0	0.8	0	0	81.5	0	0	40	0	0	13	27	0	0.8	3	0	77.5	0	0	31/05/2013
Oman	31	0	0	0	31	0	3.9	0	0	100.0	0	0	9	0	0	0	9	0	2.6	0	0	100.0	0	0	02/06/2013
Pakistan	5037	58	6	2	4955	16	6.5	2	0	88.6	56 #	3 #	1584	14	0	179	1386	5	4.7	35	2	91.6	14	0	08/06/2013
Palestine	21	0	0	0	21	0	1.2	0	0	95.2	0	0	10	0	0	7	3	0	1.3	0	0	100.0	0	0	02/06/2013
Qatar	13	0	0	0	13	0	5.6	0	0	92.3	0	0	3	0	0	3	0	0	2.9	2	0	100.0	0	0	09/06/2013
Saudi Arabia	227	0	0	0	227	0	2.6	0	0	96.0	0	0	93	0	0	39	54	0	2.4	2	1	95.7	0	0	09/06/2013
Somalia	148	0	2	0	145	1	2.9	0	0	98.0	0	0	119	9	0	52	57	1	4.7	0	0	92.4	9	0	07/06/2013
Sudan	384	0	0	0	383	1	2.5	0	0	96.9	0	0	170	0	0	14	156	1	2.4	0	0	99.4	0	0	09/06/2013
South Sudan	326	0	0	2	323	1	4.0	2	1	94.2	0	0	139	0	0	16	123	0	3.7	4	0	94.2	0	0	07/06/2013
Syria	109	0	0	0	109	1	1.1	0	0	84.4	0	0	43	0	0	8	35	0	1.0	0	0	79.1	0	0	05/06/2013
Tunisia	61	0	0	0	61	0	2.4	0	0	78.7	0	0	17	0	0	3	14	0	1.5	0	0	88.2	0	0	07/06/2013
U.A.E	40	0	0	0	40	0	4.0	0	0	100.0	0	0	17	0	0	2	15	0	3.8	0	0	100.0	0	0	09/06/2013
Yemen	475	0	0	0	472	4	4.0	0	0	93.3	0	0	238	0	0	72	166	0	4.5	3	0	91.6	0	0	09/06/2013
EMR	11121	95	15	4	10971	38	4.5	4	1	90.5	93	3	4351	25	0	777	3539	11	4.0	62	6	92.3	25	0	
2011	11742	278	45	0	11395	24	4.8	0	0	90.0	276	2													

* Confirmed polio cases refer to wild isolation from AFP cases or from contacts of negative index AFP cases

** Non-polio AFP per 100,000 children <15 years

*** Adequate here refers to two stool specimens collected at least 24 hours apart, within 14 days of paralysis onset

**** AFP cases co infected with P1 and P3 are counted separately as wild isolates

In 2012, 1 AFP case in Pakistan had co infection P1 & P3 from 2 contacts P1 & P3



World Health Organization – Regional Office for Eastern Mediterranean

AFP SURVEILLANCE

Week 23, ending 09 June 2013

10-Jun-13

Number 766

Table 4: Investigation of contacts of AFP cases with paralysis onset in 2013 up to Week (23/13) / Ending on : (09/06/2013)

Country	No. of AFP cases	No. of eligible AFP cases for contact sampling*	% of eligible AFP cases with contact samplings	% of eligible AFP cases with 3+ contacts	Total number of Contacts**	% of contacts under 5 years	% of contacts with specimens collected within 7 days of notification of index	% Contact specimens in lab within 3 days of collection	% Contact specimens positive for NPEV	% Contact specimens positive for Sabin like virus	No. of contacts positive for wild virus	% of wild polio virus isolation from contacts	No. of Contacts positive for VDPVs	No. of -ve index AFP cases identified positive by contact	No. of district identified infected from contacts
Afghanistan	823	42	71.4	71.4	311	94.9	79.1	17.5	11.3	8.4	0	0.0		0	0
Bahrain	3	0			0						0			0	0
Djibouti	1	0			0						0			0	0
Egypt	493	57	68.4	68.4	184	73.4	65.8	96.9	13.7	3.8	0	0.0		0	0
Iran	297	14	100.0	100.0	60	55.0	50.0	68.3	5.0	1.7	0	0.0		0	0
Iraq	193	29	51.7	41.4	62	66.1	11.3	71.2	9.6	0.0	0	0.0		0	0
Jordan	11	0			0						0			0	0
Kuwait	15	2	100.0	100.0	29	34.5	72.4	100.0	14.3	0.0	0	0.0		0	0
Lebanon	6	0			0						0			0	0
Libya	27	2	0.0	0.0	0						0			0	0
Morocco	40	9	11.1	11.1	5	80.0	0.0	100.0	20.0	40.0	0	0.0		0	0
Oman	9	0			4	75.0	0.0	100.0	0.0	25.0	0	0.0		0	0
Pakistan	1584	133	78.2	75.2	383	89.0	67.6	71.9	21.9	8.2	0	0.0		0	0
Palestine	10	0			0						0			0	0
Qatar	3	0			0						0			0	0
Saudi Arabia	93	4	25.0	25.0	3	0.0	100.0				0			0	0
Somalia	119	9	77.8	77.8	457	90.8	91.5	26.6	18.0	1.8	26	11.7	1	5	2
Sudan	170	1	100.0	100.0	132	86.4	43.9	54.1	9.5	2.7	0	0.0	1	0	0
South Sudan	139	8	87.5	75.0	384	81.3	93.8	1.5	24.5	3.9	0	0.0		0	0
Syria	43	9	33.3	11.1	7	0.0	28.6	100.0	0.0	0.0	0	0.0		0	0
Tunisia	17	2	0.0	0.0	3	66.7	33.3	66.7	0.0	0.0	0	0.0		0	0
U.A.E.	17	0			0						0			0	0
Yemen	238	20	65.0	35.0	234	63.2	69.2	12.0	12.0	2.2	0	0.0		0	0
Grand Total 2013	4351	341	69.5	64.8	2258	82.1	74.8	40.5	17.1	5.0	26	1.6	2	5	2
Grand Total 2012	11121	1062	83.4	79.0	5734	82.8	70.7	45.0	18.5	3.3	10	0.2	11	7	4

* Eligible refers to AFP cases with inadequate stool specimens

** Total number of contacts from eligible AFP cases and from other AFP cases as per with country criteria for contact sampling

Last wild contacts in EMRO, 01/01/2012- 09/06/2013

Year	Country	Data	Date of Most Recent stool collection
		Count of wild contacts	
2012	Afghanistan	3	10/11/2012
	Pakistan	7	08/10/2012
2012 Total		10	10/11/2012
2013	SOM	26	21/05/2013
2013 Total		26	21/05/2013



Table 5: Laboratory investigation of AFP cases with paralysis onset in 2013 up to Week (23/13) / Ending on : (09/06/2013)

Country	Polio laboratories	AFP cases with specimens	Preliminary virus isolation results of AFP cases						Poliovirus intratypic differentiation results #									Indicators				Latest report Date			
			Referred for ITD		NPEV only	Negative	Pending		Type 1			Type 2			Type 3			% specimens positive for NPEV*	% AFP cases with culture results within 14 days	% AFP cases with ITD results within 7 days	% AFP cases with ITD results within 45 days of onset**				
			L20B+	L20B/NPEV			received <= 14 days	received > 14 days ago	Wild	Sabin	VDPV	Wild	Sabin	VDPV	Wild	Sabin	VDPV						Discordant pending sequence	NPEV by PCR	Non-EV
Afghanistan	RRL Pakistan	808	58	7	108	570	65		2	34				18	3	27	1				13%	100%	100%	98%	07/06/2013
Bahrain	PNL Oman	3				3															0%	100%		100%	09/06/2013
Djibouti	NPL Kenya	1						1																	29/05/2013
Egypt***	RRL Egypt	482	12	3	37	374	37	19	6							4			3	4	9%	97%	93%	99%	09/06/2013
Iran	NPL Iran	282	7		3	272			2					1		1			2	1	2%	100%	100%	99%	08/06/2013
Iraq	RRL Egypt	191	4		19	115	17	36	8				2	2		10					11%	99%	100%	100%	08/06/2013
Jordan	RRL Tunisia	13					12	1													7%	100%			10/06/2013
Kuwait	RRL Kuwait	17			1	14		2													9%	87%		100%	30/05/2013
Lebanon	RRL Egypt	8				8															0%	100%		100%	09/06/2013
Libya	RRL Tunisia	29			1	24		4													4%	96%		100%	31/05/2013
Morocco	RRL Tunisia	35			4	27	2	1													12%	97%	0%	94%	31/05/2013
Oman	NPL Oman	9			1	8															27%	100%		100%	09/06/2013
Pakistan	RRL Pakistan	1702	87	7	230	1201	178		14	30				15	5	34		4	3	1	14%	100%	97%	99%	07/06/2013
Palestine & UNRWA		10			2	5		3													29%	0%		86%	02/06/2013
Qatar	NPL Oman	3			1	2															33%	100%		100%	09/06/2013
Saudi Arabia	NPL Oman	81	1			78		2								1					0%	99%	100%	0%	05/05/2013
Somalia	NPL Kenya	118	9		13	42	29	25	4	3			2			1					20%	8%		98%	07/06/2013
Sudan	RRL Egypt	169	4		21	134	10									2					12%	99%	100%	100%	09/06/2013
South Sudan	NPL Kenya	139	4		40	83		12		2						2					31%	0%		87%	07/06/2013
Syria	RRL Tunisia	37			1	31		5													3%	96%		100%	23/05/2013
Tunisia	RRL Tunisia	17				14	2	1													0%	100%		100%	31/05/2013
U.A.E	NPL Oman	15				14	1														0%	100%		100%	09/06/2013
Yemen	RRL Egypt	229	12		18	162	31	6		3						7				3	10%	90%	100%	93%	09/06/2013
Total EMR 2013		4398	198	17	500	3193	373	117	20	88			37	11	89		8	6	10	1	12%	94%	97%	98%	
Total EMR 2012		11003	574	60	1996	8364	1	6	86	210			114	30	2	242	4	5	24	14	16%	94%	99%	97%	

* Specimens from all sources including non-AFP cases, excluding environmental samples

** This indicator reflects surveillance and laboratory activities

*** Environmental surveillance initiated in Egypt in September 2000 showed the following:

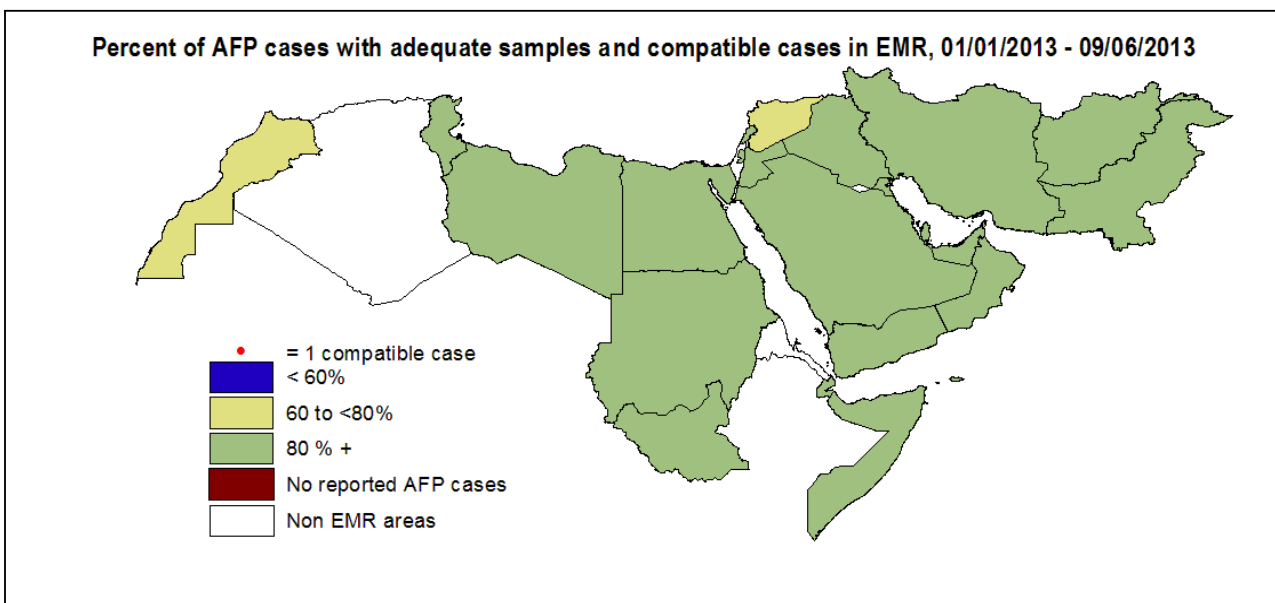
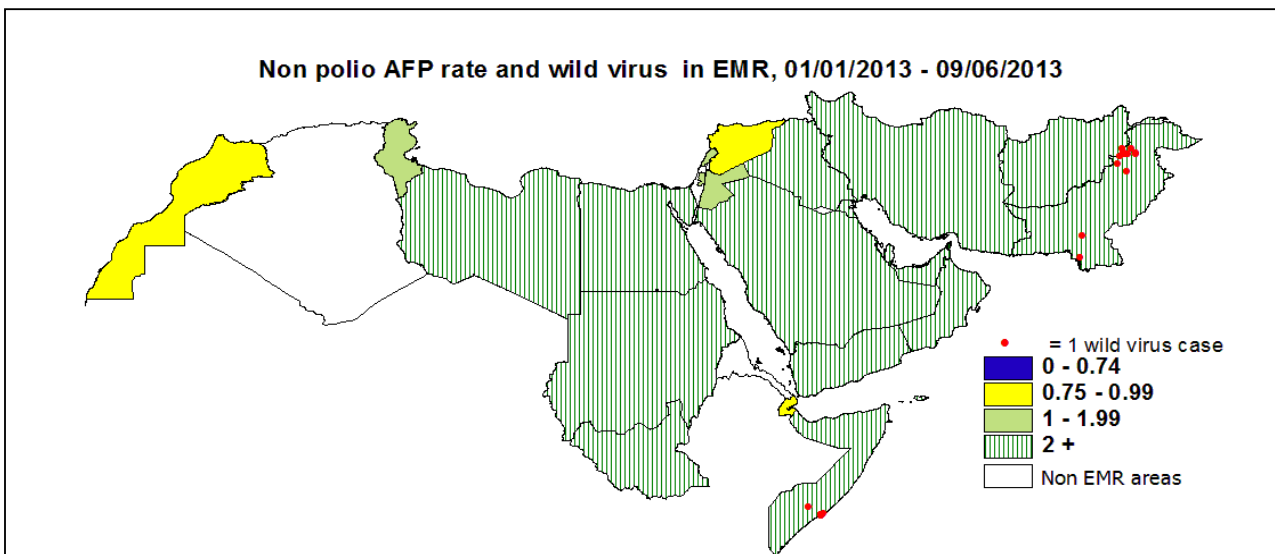
Result	2010	2011	2012	2013
Negative	416	448	404	157
Pending				49
Wild			2	
VDPVP2			4	
VDPVP1			1	
Total	416	448	411	206

Year 2012	Province	Site	Count	First date	Last Date
Wild	CAIRO	AL HAGGANA 2	1	06/12/2012	06/12/2012
		EL SALAM	1	02/12/2012	02/12/2012
Wild Total			2	02/12/2012	06/12/2012
VDPVP2	CAIRO	AL HAGGANA 2	2	29/03/2012	30/05/2012
	GIZA	MOHEET	1	27/09/2012	27/09/2012
	ISMALIA	ISMALIA	1	25/11/2012	25/11/2012
VDPVP2 Total			4	29/03/2012	25/11/2012
VDPVP1	ALEXANDRIA	GHRAB	1	10/04/2012	10/04/2012
VDPVP1 Total			1	10/04/2012	10/04/2012

****Environmental surveillance initiated in Pakistan in August 2009 showed the following:

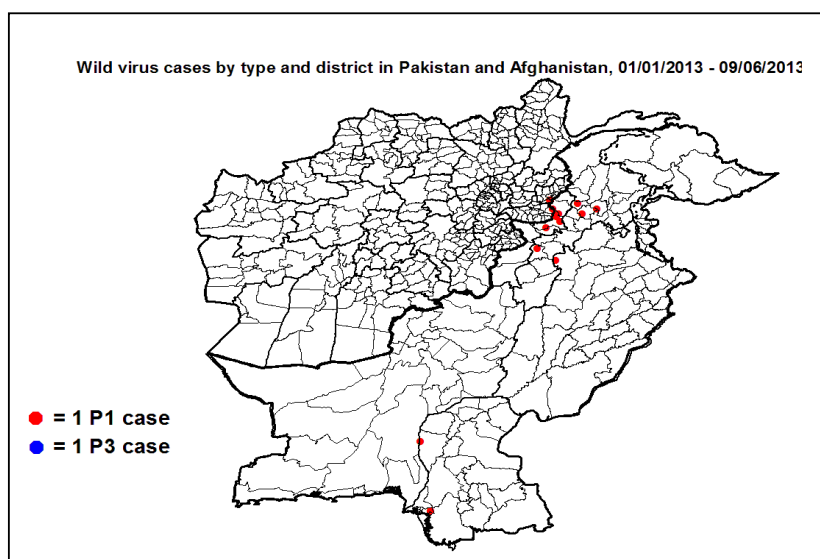
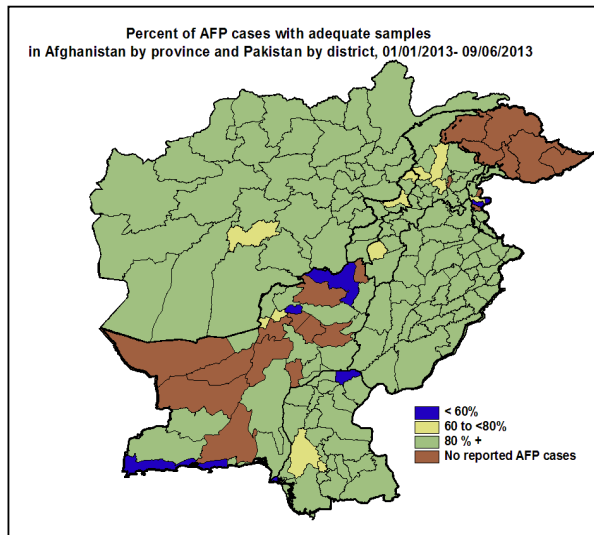
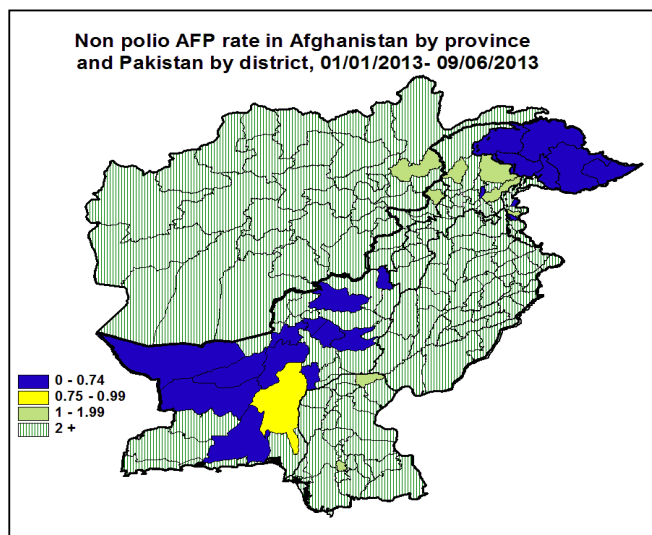
Status	2009	2010	2011	2012	2013
Negative	27	77	68	150	105
pending					13
Wild	18	79	136	89	18
Grand Total	45	156	204	239	136

Year=	District	Site Name	Count	Wild	First date	Last date
2013	KHI.GADAP TOWN	COMPOSITE SAMPLE	1		11/04/2013	11/04/2013
		SOHRAB GOTH	2		29/01/2013	27/04/2013
	PESHAWAR	LARA MA	3		24/01/2013	26/03/2013
		SHAHEEN TOWN	5		11/01/2013	13/05/2013
	RAWALPINDI	SAFDAR ABAD	1		25/03/2013	25/03/2013
	QUETTA	SUR PUL	1		20/02/2013	20/02/2013
	HYDERABAD	TULSIDAS PUMPING STATION	4		10/01/2013	10/04/2013
	FAISALABAD	FAISALABAD COMPOSITE SITE	1		03/01/2013	03/01/2013
2013			18		03/01/2013	13/05/2013



Wild polio cases by country and date of onset of paralysis in EMR, 2012-2013

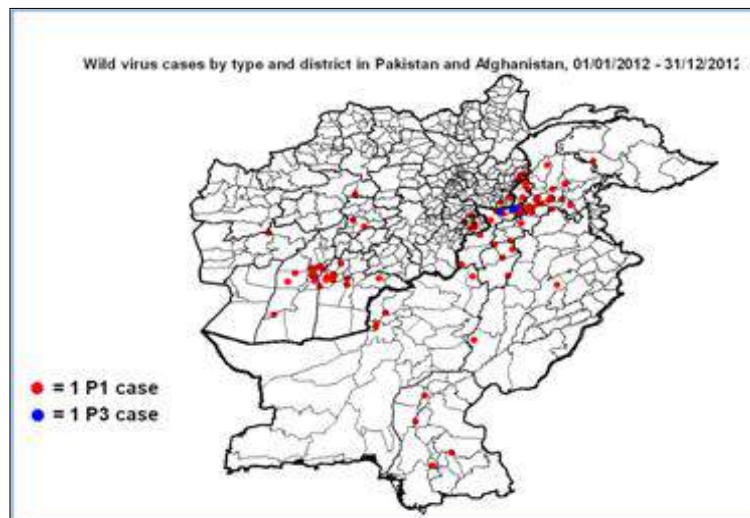
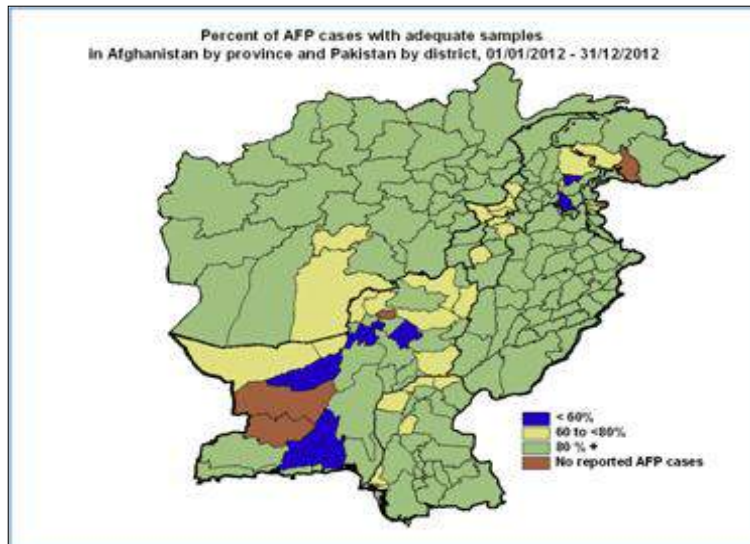
Year	COUNTRY	P1			P3			P1P3			Total Count	First Case	Last Case
		Count	First Case	Last Case	Count	First Case	Last Case	Count	First Case	Last Case			
2012	AFG	37	01/01/2012	20/12/2012							37	01/01/2012	20/12/2012
	PAK	55	01/01/2012	30/11/2012	2	19/02/2012	18/04/2012	1	04/01/2012	04/01/2012	58	01/01/2012	30/11/2012
2012 Total		92	01/01/2012	20/12/2012	2	19/02/2012	18/04/2012	1	04/01/2012	04/01/2012	95	01/01/2012	20/12/2012
2013	AFG	2	31/01/2013	28/03/2013							2	31/01/2013	28/03/2013
	PAK	14	14/01/2013	19/05/2013							14	14/01/2013	19/05/2013
	SOM	9	18/04/2013	16/05/2013							9	18/04/2013	16/05/2013
2013 Total		25	14/01/2013	19/05/2013							25	14/01/2013	19/05/2013


Wild Polio cases by district and date of onset of paralysis, Afghanistan 2013

PROVINCE	DISTRICT	P1		
		Count	First case	Last case
NANGARHAR	LALPUR	1	31/01/2013	31/01/2013
KUNAR	KHASKUNAR	1	28/03/2013	28/03/2013
Grand Total		2	31/01/2013	28/03/2013

Wild Polio cases by district and date of onset of paralysis, Pakistan 2013

PROVINCE	DISTRICT	P1		
		Count	First case	Last case
PUNJAB	MIANWALI	1	07/02/2013	07/02/2013
SINDH	DADU	1	22/03/2013	22/03/2013
	KHIBINQASIM	1	14/01/2013	14/01/2013
KHYBER PAKHTOON	MALAKAND	1	08/02/2013	08/02/2013
	MARDAN	2	12/02/2013	22/04/2013
	BANNU	1	26/01/2013	26/01/2013
FATA	KHYBER	5	24/04/2013	16/05/2013
	FR BANNU	2	03/05/2013	19/05/2013
Grand Total		14	14/01/2013	19/05/2013





World Health Organization – Regional Office for Eastern Mediterranean

AFP SURVEILLANCE

10-Jun-13

Week 23, ending 09 June 2013

Number 766

Wild Polio cases by district and date of onset of paralysis, Afghanistan 2012

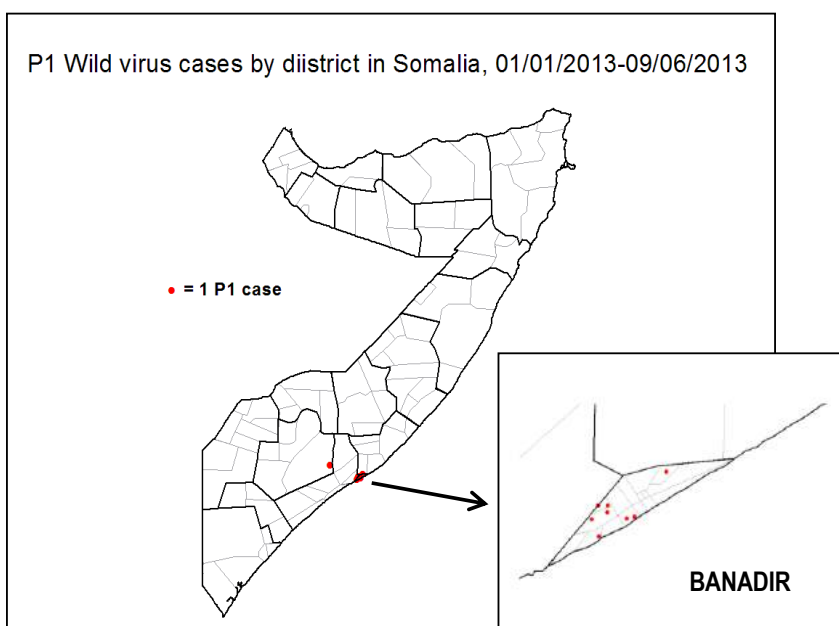
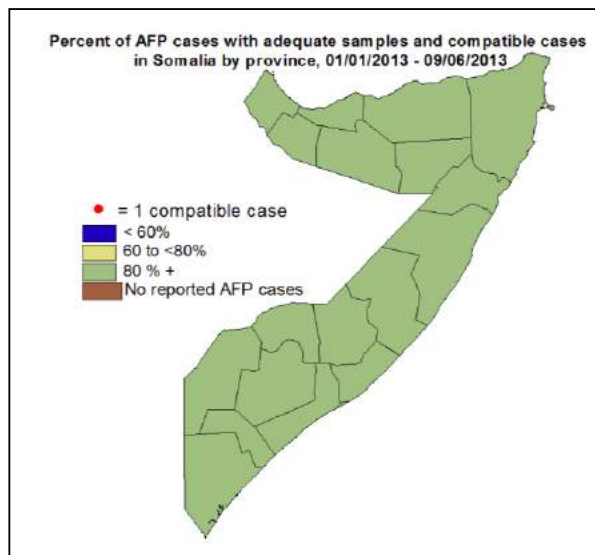
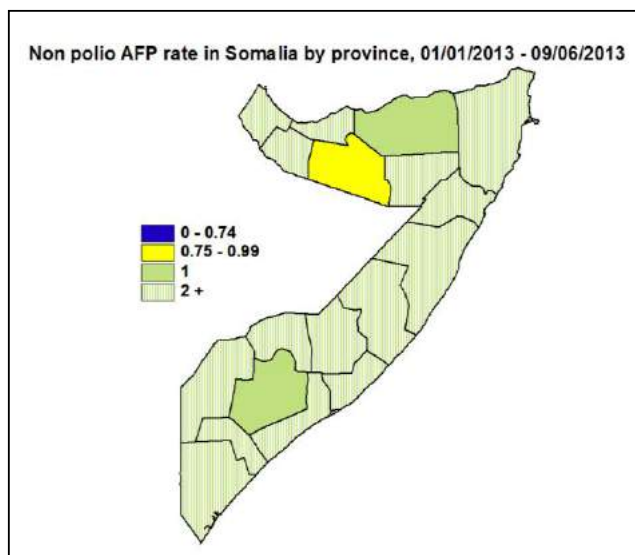
PROVINCE	DISTRICT	P1			
		Count	First case	Last case	
NANGARHAR	LAL PUR	1	20/12/2012	20/12/2012	
	ACHIN	1	20/12/2012	20/12/2012	
KHOST	MANDO ZAYI	2	14/09/2012	25/11/2012	
	MUSA KHEL	1	09/11/2012	09/11/2012	
HILMAND	LASHKAR GAH	1	19/11/2012	19/11/2012	
	NAHRI SARRAJ	6	03/05/2012	21/10/2012	
	SANGIN	1	20/07/2012	20/07/2012	
	REG (H)	1	28/06/2012	28/06/2012	
	NAD ALI	2	01/01/2012	23/01/2012	
KANDAHAR	KANDAHAR	2	15/01/2012	28/10/2012	
	MAYWAND	7	18/05/2012	20/10/2012	
	KHAKREZ	1	14/03/2012	14/03/2012	
	ARGHISTAN	1	03/01/2012	03/01/2012	
URUZGAN	GIZAB	2	17/09/2012	18/10/2012	
PAKTYA	CHAMKANI	1	01/10/2012	01/10/2012	
	JADRAN	1	15/02/2012	15/02/2012	
KUNAR	MARAWARA	1	21/09/2012	21/09/2012	
	BAR KUNAR	2	30/06/2012	21/07/2012	
	NARI	1	01/07/2012	01/07/2012	
GHOR	LAL WA SARJANGAL	1	31/08/2012	31/08/2012	
FARAH	BALA BULUK	1	02/06/2012	02/06/2012	
Grand Total		37	01/01/2012	20/12/2012	

Maywand P1 case (AFG/08/12/216) was identified as wild by a positive contact with date of stool collection 08/09/2012
 Lal Wa Sarjangal P1 case (AFG/03/12/216) was identified as wild by a positive contact with date of stool collection 09/09/2012
 Maywand P1 case (AFG/08/12/289) was identified as wild by a positive contact with date of stool collection 10/11/2012

Wild Polio cases by district and date of onset of paralysis, Pakistan 2012

PROVINCE	DISTRICT	P1			P3			P1P3			Total Count	First case	Last case
		Count	First case	Last case	Count	First case	Last case	Count	First case	Last case			
KHYBER PAKHTOON	LAKKIMRWT	3	16/01/2012	30/11/2012							3	16/01/2012	30/11/2012
	PESHAWAR	6	10/01/2012	20/11/2012							6	10/01/2012	20/11/2012
	MARDAN	4	21/07/2012	03/11/2012							4	21/07/2012	03/11/2012
	SWABI	3	22/08/2012	23/10/2012							3	22/08/2012	23/10/2012
	BUNIR	1	14/10/2012	14/10/2012							1	14/10/2012	14/10/2012
	TORGHAR	2	09/08/2012	26/09/2012							2	09/08/2012	26/09/2012
	DIRUPPER	1	14/09/2012	14/09/2012							1	14/09/2012	14/09/2012
	CHARSADA	2	12/07/2012	13/09/2012							2	12/07/2012	13/09/2012
	SHANGLA	1	25/08/2012	25/08/2012							1	25/08/2012	25/08/2012
	HARIPUR	1	20/08/2012	20/08/2012							1	20/08/2012	20/08/2012
	KARAK	1	10/08/2012	10/08/2012							1	10/08/2012	10/08/2012
	KOHAT	1	11/01/2012	11/01/2012							1	11/01/2012	11/01/2012
	DIKHAN	1	11/01/2012	11/01/2012							1	11/01/2012	11/01/2012
	FATA	MOHMAND	1	10/11/2012	10/11/2012							1	10/11/2012
KHYBER		8	06/01/2012	17/10/2012	2	19/02/2012	18/04/2012	1	04/01/2012	04/01/2012	11	04/01/2012	17/10/2012
BAJOUR		5	12/07/2012	09/10/2012							5	12/07/2012	09/10/2012
KURRAM		1	25/09/2012	25/09/2012							1	25/09/2012	25/09/2012
WAZIR-S		1	13/05/2012	13/05/2012							1	13/05/2012	13/05/2012
WAZIR-N		1	10/02/2012	10/02/2012							1	10/02/2012	10/02/2012
BALOCHISTAN	SHARANI	1	02/10/2012	02/10/2012							1	02/10/2012	02/10/2012
	QUETTA	3	01/01/2012	22/06/2012							3	01/01/2012	22/06/2012
SINDH	NFEROZ	1	09/09/2012	09/09/2012							1	09/09/2012	09/09/2012
	LARKANA	1	21/05/2012	21/05/2012							1	21/05/2012	21/05/2012
	HYDERABAD	1	27/01/2012	27/01/2012							1	27/01/2012	27/01/2012
	MIRPURKHAS	1	03/01/2012	03/01/2012							1	03/01/2012	03/01/2012
GILGIT BALTISTAN	DIAMIR	1	06/08/2012	06/08/2012							1	06/08/2012	06/08/2012
PUNJAB	RAJANPUR	1	21/05/2012	21/05/2012							1	21/05/2012	21/05/2012
	JHANG	1	20/01/2012	20/01/2012							1	20/01/2012	20/01/2012
Grand Total		55	01/01/2012	30/11/2012	2	19/02/2012	18/04/2012	1	04/01/2012	04/01/2012	58	01/01/2012	30/11/2012

Khyber P1 case (NW/34/12/005) was identified as wild by a positive contact with date of stool collection 30/01/2012
 Khyber P1P3 case (NW/34/12/002) was identified as wild by positive contacts with date of stool collection 30/01/2012
 Karak P1 case (NW/51/12/013) was identified as wild by a positive contact with date of stool collection 08/09/2012
 Diamir P1 case (NA/31/12/004) was identified as wild by a positive contact with date of stool collection 06/09/2012


Wild Polio cases by district and date of onset of paralysis, Somalia 2013

PROVINCE	DISTRICT	P1		
		Count	First case	Last case
BANADIR	DAYNILE	2	09/05/2013	13/05/2013
	HELIWA	1	09/05/2013	09/05/2013
	HODAN	2	11/05/2013	16/05/2013
	HAMAR JABJAB	2	18/04/2013	27/04/2013
	MEDINA	1	12/05/2013	12/05/2013
BAY	BURHAKABA	1	26/04/2013	26/04/2013
Grand Total		9	18/04/2013	16/05/2013

Hamar Jabjab P1 case (SOM/BAN/HJB/13/002) was identified as wild by a positive contact with date of stool collection 13/05/2013
 Daynile P1 case (SOM/BAN/DYN/13/002) was identified as wild by a positive contact with date of stool collection 16/05/2013
 Burhakaba P1 case (SOM/BAY/BHB/13/001) was identified as wild by a positive contact with date of stool collection 03/05/2013
 Medina P1 case (SOM/BAN/MDN/13/002) was identified as wild by a positive contact with date of stool collection 21/05/2013
 Hodan P1 case (SOM/BAN/HDN/13/002) was identified as wild by a positive contact with date of stool collection 19/05/2013



**Circulating VDPV cases and date of onset of paralysis in EMR countries by districts
2012-2013**

Year	COUNTRY	PROVINCE	DISTRICT	cVDP2			cVDP3			
				Count	First Case	Last Case	Count	First Case	Last Case	
2012	AFG	KANDAHAR	MAYWAND	1	17/10/2012	17/10/2012				
			PANJWAYI	2	30/10/2012	20/12/2012				
			SPINBOLDAK	1	05/11/2012	05/11/2012				
		HILMAND	KAJAKI	1	02/12/2012	02/12/2012				
			WASHER	1	20/12/2012	20/12/2012				
			NAD-E-ALI	3	03/12/2012	21/12/2012				
			NAHR-E-SARAJ	1	15/11/2012	15/11/2012				
			NAWZAD	1	24/12/2012	24/12/2012				
		AFG Total				11	17/10/2012	24/12/2012		
	PAK	BALOCHISTAN	KABDULAH	15	30/08/2012	14/12/2012				
			SINDH	1	08/12/2012	08/12/2012				
	PAK Total				16	30/08/2012	14/12/2012			
	SOM	LOWER JUBA	KISMAYO	1	23/07/2012	23/07/2012				
	SOM Total				1	23/07/2012	23/07/2012			
YEM	HAJJAH	HARAD				1	24/08/2012	24/08/2012		
		ALHUDAIDAH	ALZUHRA				1	27/04/2012	27/04/2012	
YEM Total							2	27/04/2012	24/08/2012	
2012 Total				28	23/07/2012	24/12/2012	2	27/04/2012	24/08/2012	
2013	AFG	KANDAHAR	SHAHWALIKOT	1	13/03/2013	13/03/2013				
			HILMAND	NAD-E-ALI	2	22/01/2013	20/02/2013			
	AFG Total				3	22/01/2013	13/03/2013			
	PAK	BALOCHISTAN	JAFARABAD	1	11/01/2013	11/01/2013				
			SINDH	2	21/02/2013	08/05/2013				
			FATA	2	10/04/2013	22/04/2013				
	PAK Total				5	11/01/2013	08/05/2013			
SOM	LOWER SHABELLE	AFGOI	1	09/01/2013	09/01/2013					
SOM Total				1	09/01/2013	09/01/2013				
2013 Total				9	09/01/2013	08/05/2013				

In 2012, 3 AFP cases in Afghanistan and 2 cases in Pakistan were identified as VDPVs by contacts

In 2013, 1 AFP case in Somalia was identified as VDPV by contact