



AFP SURVEILLANCE

5-Aug-13

Week 31, ending 04 August 2013

Number 774

Table 1: Acute Flaccid Paralysis (AFP) cases by week of onset

Country	Reported AFP cases by week of onset - Week (31/13) / Ending on : 04/08/13)														
	Total AFP 2011	Total AFP 2012	Total AFP to date, 2013	W 20 19 May 13	W 21 26 May 13	W 22 02 Jun 13	W 23 09 Jun 13	W 24 16 Jun 13	W 25 23 Jun 13	W 26 30 Jun 13	W 27 07 Jul 13	W 28 14 Jul 13	W 29 21 Jul 13	W 30 28 Jul 13	W 31 04 Aug 13
Afghanistan	1831	1829	1128	37	33	40	45	38	33	37	40	32	35	24	2
Bahrain	10	19	4	0	0	0	0	0							
Djibouti	6	6	1	1	0	0	0	0	0	0	0	0	0	0	
Egypt	1023	1022	629	20	29	19	15	23	24	13	18	15	15	12	
Iran	603	689	381	13	18	16	6	6	6	19	12	9	12	2	0
Iraq	530	467	238	15	13	3	7	5	6	8	5	2	2	1	
Jordan ****	30	34	17	1	1	0	1	0	1	0	0	1	0	0	0
Kuwait	38	36	21	1	0	0	0	1	1	1	3	0			
Lebanon ****	22	24	7	1	0	0	0	0							
Libya	35	42	40	0	1	1	0	0	2	1	2	3	1		
Morocco	76	81	58	2	2	1	4	0	3	1	1	2	3	0	0
Oman	39	31	12	0	0	0	0	1	1	0	0	0	1	0	
Pakistan	5762	5036	2470	107	96	113	120	106	108	88	73	79	60	14	0
Palestine ****	17	21	16	2	0	0	0	1	2	0	2	0	1	0	
Qatar	6	13	6	0	0	2	1	0	0	0	0				
Saudi Arabia	213	227	119	1	6	3	4	4	7	1	0	4	2	1	0
Somalia	172	149	299	13	19	23	36	34	22	24	16	17	12	5	
Sudan	362	384	240	7	6	11	12	10	10	7	5	12	4	5	0
South Sudan	341	326	197	7	7	7	4	6	3	9	2	5	0	0	
Syria ****	168	109	52	0	1	1	0	1	1	1	1	1	1	2	
Tunisia	47	61	22	2	1	0	0	1	0	0	1	0	1	1	
U.A.E	25	40	21	1	1	1	0	0	2	0	0	1	0	0	0
Yemen	386	475	355	13	15	10	15	11	12	20	15	17	8	12	1
Total EMR	11742	11121	6333	244	249	251	270	248	244	230	196	200	158	79	3

No data = No report received

Table 2: Confirmed polio cases by month of onset

Country	Total year 2011	Total year 2012	04/08		Confirmed polio cases by month of onset												
			2012	2013	September 2012	October 2012	November 2012	December 2012	January 2013	February 2013	March 2013	April 2013	May 2013	June 2013	July 2013	August 2013	
Afghanistan	80	37	17	3	7	6	3	2	1	0	1	0	0	1			
Bahrain	0	0	0	0	0	0	0	0	0	0	0	0	0				
Djibouti	0	0	0	0	0	0	0	0	0	0	0	0	0	0	0		
Egypt	0	0	0	0	0	0	0	0	0	0	0	0	0				
Iran	0	0	0	0	0	0	0	0	0	0	0	0	0				
Iraq	0	0	0	0	0	0	0	0	0	0	0	0	0	0			
Jordan ****	0	0	0	0	0	0	0	0	0	0	0	0	0	0	0		
Kuwait	0	0	0	0	0	0	0	0	0	0	0	0	0				
Lebanon ****	0	0	0	0	0	0	0	0	0	0	0	0	0				
Libya	0	0	0	0	0	0	0	0	0	0	0	0	0				
Morocco	0	0	0	0	0	0	0	0	0	0	0	0	0	0			
Oman	0	0	0	0	0	0	0	0	0	0	0	0	0	0			
Pakistan	198	58	29	22	8	8	4	0	2	3	1	2	9	4	1		
Palestine ****	0	0	0	0	0	0	0	0	0	0	0	0	0				
Qatar	0	0	0	0	0	0	0	0	0	0	0	0	0				
Saudi Arabia	0	0	0	0	0	0	0	0	0	0	0	0	0				
Somalia	0	0	0	100	0	0	0	0	0	0	0	4	41	50	5		
Sudan	0	0	0	0	0	0	0	0	0	0	0	0	0	0			
South Sudan	0	0	0	0	0	0	0	0	0	0	0	0	0				
Syria ****	0	0	0	0	0	0	0	0	0	0	0	0	0	0			
Tunisia	0	0	0	0	0	0	0	0	0	0	0	0	0	0			
U.A.E	0	0	0	0	0	0	0	0	0	0	0	0	0	0			
Yemen	0	0	0	0	0	0	0	0	0	0	0	0	0	0			
Total EMR	278	95	46	125	15	14	7	2	3	3	2	6	50	55	6	0	

**** UNRWA cases are included with those of country of residence



World Health Organization – Regional Office for Eastern Mediterranean

AFP SURVEILLANCE

5-Aug-13

Week 31, ending 04 August 2013

Number 774

Table 3: Investigation of AFP cases with paralysis onset in 2012 & 2013 up to Week (31/13) / Ending on : (04/08/13)

COUNTRY	2012											2013											Latest line List Date		
	AFP									Specimen	Wild cases		AFP									Specimen		Wild cases	
	Total AFP cases onset 2012	Case classification					Non polio AFP rate **	AFP cases pending classification > 90 days from onset of paralysis	AFP cases pending classification and lab > 90 days from onset of paralysis		% with *** adequate specimens	Wild P1 Poliovirus	Wild P3 Poliovirus	Total AFP cases onset 2013	Case classification					Annualized Non polio AFP rate **	AFP cases pending classification > 90 days from onset of paralysis			AFP cases pending classification and lab > 90 days from onset of paralysis	% with *** adequate specimens
		Total Confirmed Polio Cases *	Polio Compatible	Pending Classification	Discarded (non polio AFP)	VDPV				Total Confirmed Polio Cases *					Polio Compatible	Pending Classification	Discarded (non polio AFP)	VDPV							
Afghanistan	1829	37	7	0	1774	11	9.4	0	0	92.3	37	0	1128	3	0	109	1013	3	10.0	2	0	94.3	3	0	04/08/2013
Bahrain	19	0	0	0	19	0	7.0	0	0	94.7	0	0	4	0	0	1	3	0	2.5	1	0	75.0	0	0	17/06/2013
Djibouti	6	0	0	0	6	0	2.0	0	0	66.7	0	0	1	0	0	0	1	0	0.6	0	0	100.0	0	0	31/07/2013
Egypt	1022	0	0	0	1021	1	3.2	0	0	91.6	0	0	629	0	0	57	572	0	3.2	1	0	91.9	0	0	01/08/2013
Iran	689	0	0	0	687	2	3.5	0	0	92.5	0	0	381	0	0	93	287	1	3.6	0	0	95.3	0	0	04/08/2013
Iraq	467	0	0	0	467	2	3.2	0	0	89.7	0	0	238	0	0	33	205	0	2.8	12	4	83.6	0	0	03/08/2013
Jordan	34	0	0	0	34	0	1.4	0	0	85.3	0	0	17	0	0	4	13	0	1.2	0	0	94.1	0	0	04/08/2013
Kuwait	36	0	0	0	36	0	4.7	0	0	86.1	0	0	21	0	0	4	17	0	4.7	0	0	85.7	0	0	14/07/2013
Lebanon	24	0	0	0	24	0	2.0	0	0	50.0	0	0	7	0	0	1	6	0	1.2	0	0	85.7	0	0	16/06/2013
Libya	42	0	0	0	42	0	2.1	0	0	97.6	0	0	40	0	0	7	33	0	3.3	0	0	95.0	0	0	27/07/2013
Morocco	81	0	0	0	81	0	0.8	0	0	81.5	0	0	58	0	0	21	37	0	0.9	8	0	65.5	0	0	05/08/2013
Oman	31	0	0	0	31	0	3.9	0	0	100.0	0	0	12	0	0	1	11	0	2.6	0	0	100.0	0	0	29/07/2013
Pakistan	5036	58	6	0	4956	16	6.5	0	0	88.6	56 #	3 #	2470	22	0	240	2197	11	5.4	50	1	90.7	22	0	04/08/2013
Palestine	21	0	0	0	21	0	1.2	0	0	95.2	0	0	16	0	0	7	9	0	1.6	0	0	100.0	0	0	29/07/2013
Qatar	13	0	0	0	13	0	5.6	0	0	92.3	0	0	6	0	0	6	0	0	4.4	3	0	100.0	0	0	07/07/2013
Saudi Arabia	227	0	0	0	227	0	2.6	0	0	96.0	0	0	119	0	0	22	97	0	2.2	0	0	95.0	0	0	04/08/2013
Somalia	149	0	2	1	145	1	2.9	1	0	97.3	0	0	299	100	0	107	91	1	6.2	3	2	88.3	100	0	02/08/2013
Sudan	384	0	0	0	383	1	2.5	0	0	96.9	0	0	240	0	0	10	229	1	2.5	0	0	99.2	0	0	04/08/2013
South Sudan	326	0	0	0	325	1	4.0	0	0	94.2	0	0	197	0	0	33	164	0	3.9	5	0	94.4	0	0	02/08/2013
Syria	109	0	0	0	109	1	1.1	0	0	84.4	0	0	52	0	0	8	44	0	0.9	2	0	76.9	0	0	01/08/2013
Tunisia	61	0	0	0	61	0	2.4	0	0	78.7	0	0	22	0	0	4	18	0	1.4	1	0	86.4	0	0	02/08/2013
U.A.E	40	0	0	0	40	0	4.0	0	0	100.0	0	0	21	0	0	2	19	0	3.5	0	0	100.0	0	0	04/08/2013
Yemen	475	0	0	0	472	4	4.0	0	0	93.3	0	0	355	0	0	85	270	0	5.0	0	0	91.3	0	0	04/08/2013
EMR	11121	95	15	1	10974	40	4.5	1	0	90.5	93	3	6333	125	0	855	5336	17	4.3	88	7	91.6	125	0	
2011	11742	278	45	0	11395	24	4.8	0	0	90.0	276	2													

* Confirmed polio cases refer to wild isolation from AFP cases or from contacts of negative index AFP cases

** Non-polio AFP per 100,000 children <15 years

*** Adequate here refers to two stool specimens collected at least 24 hours apart, within 14 days of paralysis onset

**** AFP cases co infected with P1 and P3 are counted separately as wild isolates

In 2012, 1 AFP case in Pakistan had co infection P1 & P3 from 2 contacts P1 & P3



World Health Organization – Regional Office for Eastern Mediterranean

AFP SURVEILLANCE

Week 31, ending 04 August 2013

5-Aug-13

Number 774

Table 4: Investigation of contacts of AFP cases with paralysis onset in 2013 up to Week (31/13) / Ending on : (04/08/2013)

Country	No. of AFP cases	No. of eligible AFP cases for contact sampling*	% of eligible AFP cases with contact samplings	% of eligible AFP cases with 3+ contacts	Total number of Contacts* *	% of contacts under 5 years	% of contacts with specimens collected within 7 days of notification of index	% Contact specimens in lab within 3 days of collection	% Contact specimens positive for NPEV	% Contact specimens positive for Sabin like virus	No. of contacts positive for wild virus	% of wild polio virus isolation from contacts	No. of Contacts positive for VDPVs	No. of -ve index AFP cases identified positive by contact	No. of district identified from contacts
Afghanistan	1128	64	87.5	87.5	499	95.4	75.4	18.2	21.8	6.5	0	0.0		0	0
Bahrain	4	1	0.0	0.0	0						0			0	0
Djibouti	1	0			0						0			0	0
Egypt	629	60	76.7	76.7	238	74.8	67.2	98.1	15.0	2.8	0	0.0		0	0
Iran	381	18	100.0	88.9	74	59.5	45.9	71.6	4.1	1.4	0	0.0		0	0
Iraq	238	39	66.7	53.8	116	65.5	13.8	81.0	11.2	0.0	0	0.0		0	0
Jordan	17	1	0.0	0.0	0						0			0	0
Kuwait	21	3	100.0	100.0	53	47.2	79.2	100.0	11.1	0.0	0	0.0		0	0
Lebanon	7	1	0.0	0.0	0						0			0	0
Libya	40	2	0.0	0.0	0						0			0	0
Morocco	58	20	20.0	20.0	23	30.4	0.0	38.9	5.6	16.7	0	0.0		0	0
Oman	12	0			4	75.0	0.0	100.0	0.0	25.0	0	0.0		0	0
Pakistan	2470	230	79.1	75.2	647	86.6	61.7	70.9	25.0	7.4	0	0.0		0	0
Palestine	16	0			0						0			0	0
Qatar	6	0			0						0			0	0
Saudi Arabia	119	6	16.7	16.7	3	0.0	100.0				0			0	0
Somalia	299	35	80.0	80.0	1171	84.8	91.5	31.8	10.5	5.9	205	31.6	1	30	12
Sudan	240	2	50.0	50.0	146	82.9	60.3	46.1	10.2	3.1	0	0.0	1	0	0
South Sudan	197	11	90.9	81.8	554	84.1	93.3	2.6	22.0	3.0	0	0.0		0	0
Syria	52	12	33.3	16.7	13	15.4	23.1	100.0	10.0	0.0	0	0.0		0	0
Tunisia	22	3	0.0	0.0	5	40.0	60.0	80.0	0.0	0.0	0	0.0		0	0
U.A.E.	21	0			0						0			0	0
Yemen	355	31	71.0	51.6	502	62.7	72.7	15.7	17.9	4.4	0	0.0		0	0
Grand Total 2013	6333	539	74.4	69.8	4048	80.7	76.0	40.5	17.6	5.0	205	6.6	2	30	12
Grand Total 2012	11121	1063	83.4	79.0	5757	82.9	70.5	45.3	18.6	3.3	10	0.2	11	7	4

* Eligible refers to AFP cases with inadequate stool specimens

** Total number of contacts from eligible AFP cases and from other AFP cases as per with country criteria for contact sampling

Last wild contacts in EMRO, 01/01/2012- 04/08/2013

Year	Country	Data Count of wild contacts	Date of Most Recent stool collection
2012	Afghanistan	3	10/11/2012
	Pakistan	7	08/10/2012
2012 Total		10	10/11/2012
2013	SOM	205	13/07/2013
2013 Total		205	13/07/2013

Number and distribution by district of -ve index AFP cases identified as wild positive by contact in EMR, 2013

COUNTRY	PROVINCE	DISTRICT	Count	First case	Last case
SOM	BANADIR	ABDUL AZIZ	1	19/05/2013	19/05/2013
		DHARKENLEY	4	04/05/2013	01/07/2013
		DAYNILE	1	13/05/2013	13/05/2013
		HELIWA	1	10/06/2013	10/06/2013
		HODAN	3	17/04/2013	04/06/2013
		HAMAR JABJAB	2	27/04/2013	08/06/2013
		MEDINA	2	28/05/2013	04/06/2013
		WABERI	1	25/05/2013	25/05/2013
	BAY	BAIDOA	1	16/06/2013	16/06/2013
		BURHAKABA	1	26/04/2013	26/04/2013
		DINSOR	1	03/07/2013	03/07/2013
	BAKOOL	EL BARDE	1	12/06/2013	12/06/2013
	LOWER JUBA	JAMARAME EAST	1	26/05/2013	26/05/2013
		KISMAYO	2	17/05/2013	29/05/2013
	LOWER SHABELLE	BRAVA	1	17/05/2013	17/05/2013
		WANLEWEYNE	1	08/06/2013	08/06/2013
	MIDDLE SHABELLE	BALAD	1	22/06/2013	22/06/2013
		JOWHAR	2	08/06/2013	10/06/2013
		ADEN YABAL	2	24/05/2013	27/06/2013
	SOOL	LAS ANOD	1	16/06/2013	16/06/2013
SOM Total			30	17/04/2013	03/07/2013
Grand Total			30	17/04/2013	03/07/2013



Table 5: Laboratory investigation of AFP cases with paralysis onset in 2013 up to Week (31/13) / Ending on : (04/08/2013)

Country	Polio laboratories Sequencing performed by CDC and RIVM laboratories	AFP cases with specimens	Preliminary virus isolation results of AFP cases						Poliovirus intratypic differentiation results #									Indicators				Latest report date				
			Referred for ITD			Pending			Type 1			Type 2			Type 3			% specimens positive for NPEV*	% AFP cases with culture results within 14 days	% AFP cases with ITD results within 7 days	% AFP cases with ITD results within 45 days of onset**					
			L20B+	L20B-/NPEV	NPEV only	Negative	received <= 14 days	received > 14 days ago	Wild	Sabin	VDPV	Wild	Sabin	VDPV	Wild	Sabin	VDPV						Discordant pending sequence	NPEV by PCR	Non-EV	Pending ITD
Afghanistan	RRL Pakistan	1104	67	7	190	781	59		3	40			20	3	30							17%	100%	100%	98%	03/08/2013
Bahrain	PNL Oman	4				4																0%	100%		75%	04/08/2013
Djibouti	NPL Kenya	1						1																		31/07/2013
Egypt***	RRL Egypt	602	13	4	60	500	1	24	7						4			4	4			10%	98%	94%	99%	24/07/2013
Iran	NPL Iran	381	12		4	356	8	1	6			2	1	2				2	2			2%	99%	100%	99%	03/08/2013
Iraq	RRL Egypt	235	6		25	175	6	23	8			2		10			1					12%	100%	100%	100%	04/08/2013
Jordan	RRL Tunisia	17			1	16																6%	100%			04/08/2013
Kuwait	RRL Kuwait	17			1	16																8%	88%		100%	13/06/2013
Lebanon	RRL Egypt	10				10																0%	100%		90%	24/07/2013
Libya	RRL Tunisia	41			6	30	2	3														15%	97%		100%	02/08/2013
Morocco	RRL Tunisia	49			6	38	4															11%	91%	0%	93%	02/08/2013
Oman	NPL Oman	12			2	10																27%	100%		100%	04/08/2013
Pakistan	RRL Pakistan	2501	137	10	431	1749	172	2	22	55			23	11	45		1	4	1			17%	100%	97%	98%	03/08/2013
Palestine & UNRWA		16			3	11	1	1														21%	7%		80%	29/07/2013
Qatar	NPL Oman	6			1	5																17%	100%		100%	04/08/2013
Saudi Arabia	NPL Oman	113	1			109		3	2						3							0%	100%	100%	67%	21/07/2013
Somalia	NPL Kenya	298	84		22	81	16	96	70	10			5		7							12%	4%		92%	02/08/2013
Sudan	RRL Egypt	240	5		26	198	10	1					3		6							11%	99%	100%	100%	04/08/2013
South Sudan	NPL Kenya	197	5		47	119		27	3						2							27%	0%		86%	02/08/2013
Syria	RRL Tunisia	43	1		3	38		1					1									6%	95%	100%	100%	21/07/2013
Tunisia	RRL Tunisia	24				20	4															0%	100%		95%	02/08/2013
U.A.E	NPL Oman	18	1		1	16			1						1							6%	100%	100%	100%	04/08/2013
Yemen	RRL Egypt	309	18		26	222		43	5				2		10			1	3			12%	93%	100%	95%	24/07/2013
Total EMR 2013		6238	350	21	855	4504	283	226	95	137			58	15	120		2	9	10			14%	93%	97%	97%	
Total EMR 2012		11005	574	60	1999	8364		6	86	210			115	32	242	4	6	24	14			16%	94%	99%	97%	

* Specimens from all sources including non-AFP cases, excluding environmental samples

** This indicator reflects surveillance and laboratory activities

*** Environmental surveillance initiated in Egypt in September 2000 showed the following:

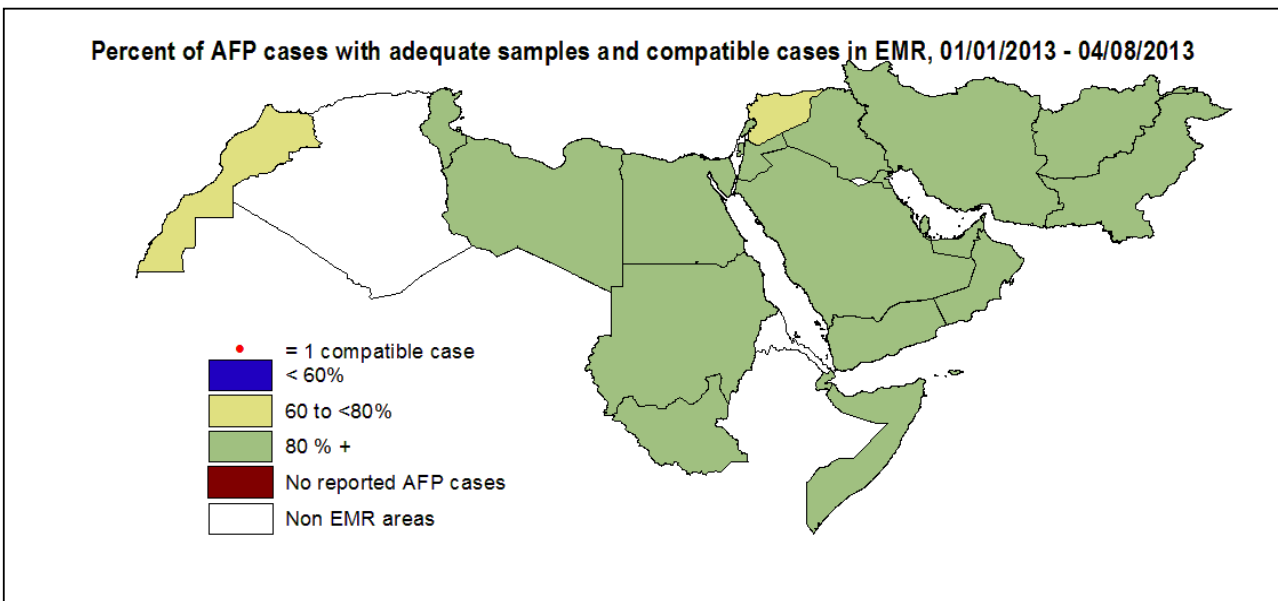
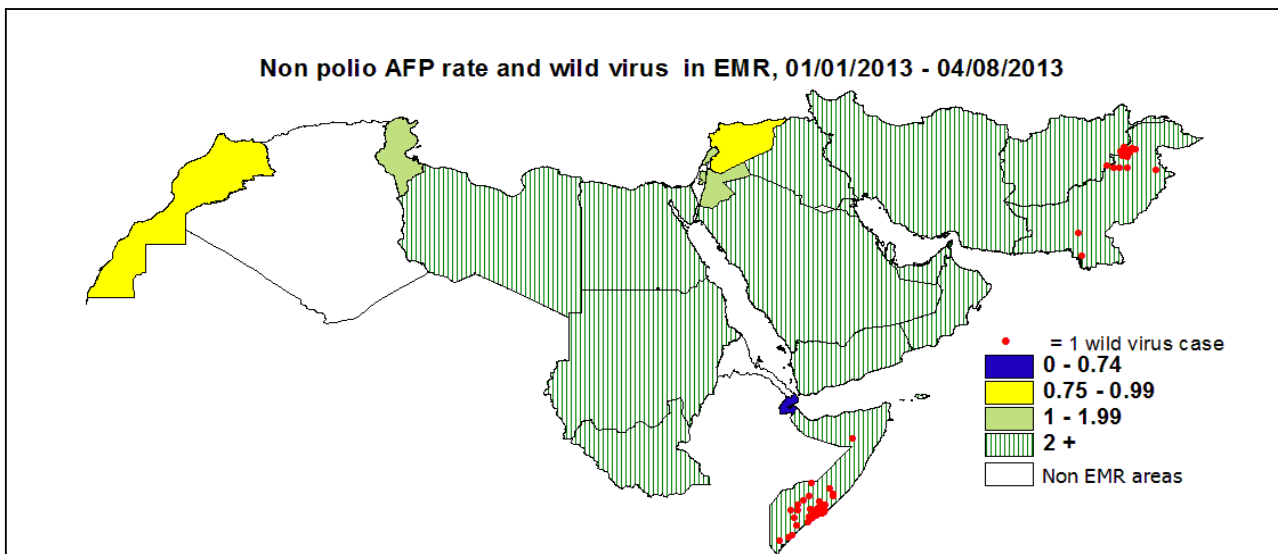
Result	2010	2011	2012	2013
Negative	416	448	401	217
Pending				44
Wild	1		2	
VDPVP2			7	3
VDPVP1			1	
Total	417	448	411	264

YEAR	Province	Site	Count	First date	Last Date		
2012	Wild	CAIRO	AL HAGGANA 2	1	06/12/2012	06/12/2012	
		EL SALAM		1	02/12/2012	02/12/2012	
	Wild Total			2	02/12/2012	06/12/2012	
	VDPVP2	ALEXANDRIA	GHARAB	1	10/12/2012	10/12/2012	
		BENI SUEF	BENI SUEF	1	27/12/2012	27/12/2012	
		CAIRO	AIN SHAMS	1	23/12/2012	23/12/2012	
			AL HAGGANA 2	2	29/03/2012	30/05/2012	
		GIZA	MOHEET	1	27/09/2012	27/09/2012	
		ISMALIA	ISMALIA	1	25/11/2012	25/11/2012	
		VDPVP2 Total			7	29/03/2012	27/12/2012
	VDPVP1	ALEXANDRIA	GHARAB	1	10/04/2012	10/04/2012	
	VDPVP1 Total			1	10/04/2012	10/04/2012	
	2013	VDPVP2	CAIRO	AL HAGGANA 2	1	08/01/2013	08/01/2013
			FAYOUM	FAYOUM CITY	1	14/04/2013	14/04/2013
MINYA			AQURQAS	1	04/03/2013	04/03/2013	
VDPVP2 Total			3	08/01/2013	14/04/2013		

****Environmental surveillance initiated in Pakistan in August 2009 showed the following:

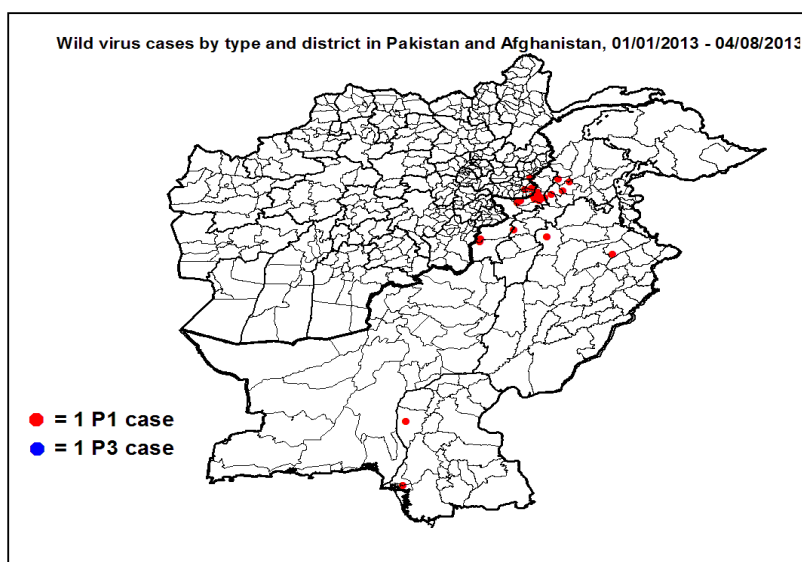
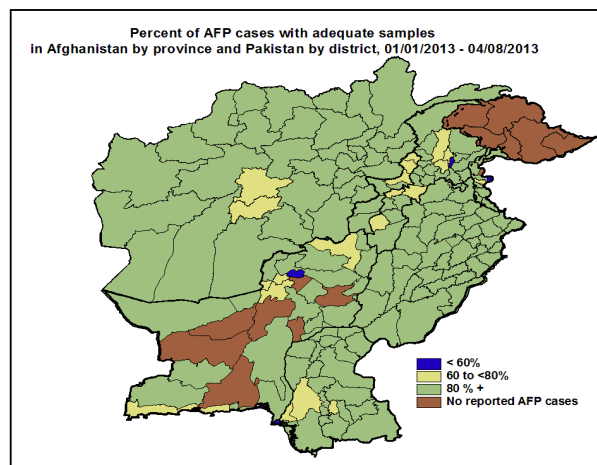
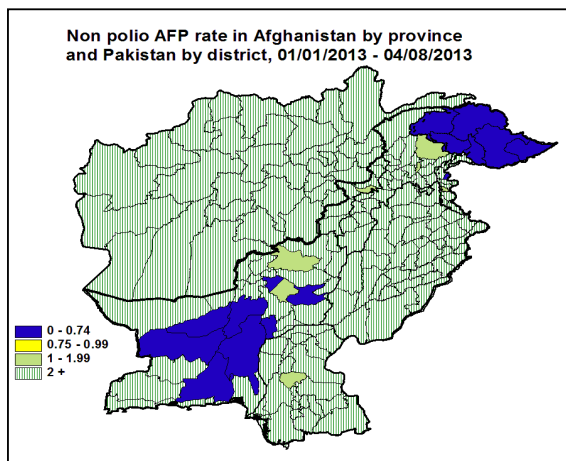
Status	2009	2010	2011	2012	2013	
Negative		27	77	68	150	150
pending					12	
Wild		18	79	136	89	24
Grand Total		45	156	204	239	186

Year	SITEDIST	SITENAME	Count	Wild	First date	Last date	
2013	KHL.GADAP TOWN	COMPOSITE SAMPLE	3		11/04/2013	08/07/2013	
		SOHRAB GOTH	2		29/01/2013	27/04/2013	
	PESHAWAR	LARA MA	3		24/01/2013	26/03/2013	
		SHAHEEN TOWN	7		11/01/2013	10/07/2013	
	RAWALPINDI	SAFDAR ABAD	1		25/03/2013	25/03/2013	
	QUETTA	SUR PUL	1		20/02/2013	20/02/2013	
	HYDERABAD	TULSIDAS PUMPING STATION	6		10/01/2013	10/07/2013	
	FAISALABAD	FAISALABAD COMPOSITE SITE	1		03/01/2013	03/01/2013	
	2013 Total			24		03/01/2013	10/07/2013



Wild polio cases by country and date of onset of paralysis in EMR, 2012-2013

Year	COUNTRY	P1			P3			PIP3			Total Count	First Case	Last Case
		Count	First Case	Last Case	Count	First Case	Last Case	Count	First Case	Last Case			
2012	AFG	37	01/01/2012	20/12/2012							37	01/01/2012	20/12/2012
	PAK	55	01/01/2012	30/11/2012	2	19/02/2012	18/04/2012	1	04/01/2012	04/01/2012	58	01/01/2012	30/11/2012
2012 Total		92	01/01/2012	20/12/2012	2	19/02/2012	18/04/2012	1	04/01/2012	04/01/2012	95	01/01/2012	20/12/2012
2013	AFG	3	31/01/2013	06/06/2013							3	31/01/2013	06/06/2013
	PAK	22	14/01/2013	03/07/2013							22	14/01/2013	03/07/2013
	SOM	100	17/04/2013	10/07/2013							100	17/04/2013	10/07/2013
2013 Total		125	14/01/2013	10/07/2013							125	14/01/2013	10/07/2013


Wild Polio cases by district and date of onset of paralysis, Afghanistan 2013

PROVINCE	DISTRICT	P1		
		Count	First case	Last case
NANGARHAR	SHINWAR	1	06/06/2013	06/06/2013
	LALPUR	1	31/01/2013	31/01/2013
KUNAR	KHASKUNAR	1	28/03/2013	28/03/2013
Grand Total		3	31/01/2013	06/06/2013

Wild Polio cases by district and date of onset of paralysis, Pakistan 2013

PROVINCE	DISTRICT	P1		
		Count	First case	Last case
FATA	KHYBER	9	24/04/2013	03/07/2013
	WAZIR-N	2	24/05/2013	15/06/2013
	FR BANNU	2	03/05/2013	19/05/2013
KHYBER PAKHTOON	PESHAWAR	1	30/06/2013	30/06/2013
	MARDAN	2	12/02/2013	22/04/2013
	MALAKAND	1	08/02/2013	08/02/2013
	BANNU	1	26/01/2013	26/01/2013
PUNJAB	MBDIN	1	26/05/2013	26/05/2013
	MIANWALI	1	07/02/2013	07/02/2013
SINDH	DADU	1	22/03/2013	22/03/2013
	KHIBINQASIM	1	14/01/2013	14/01/2013
Grand Total		22	14/01/2013	03/07/2013



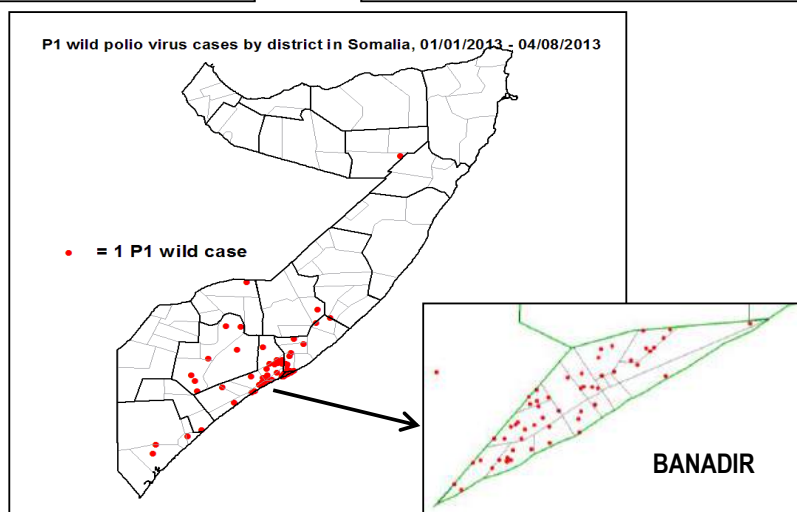
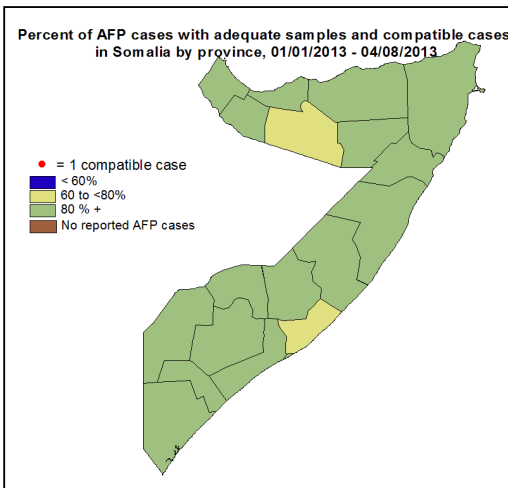
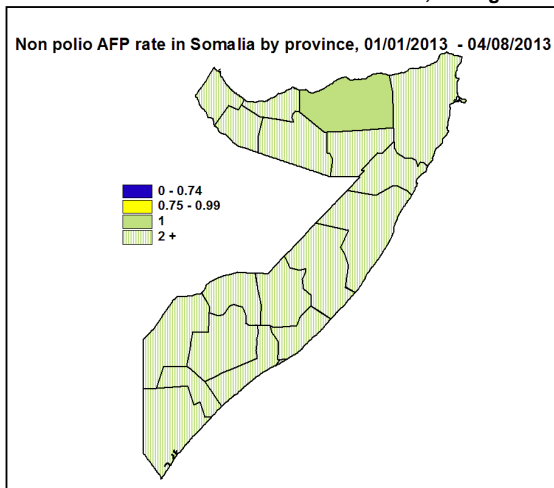
World Health Organization – Regional Office for Eastern Mediterranean

AFP SURVEILLANCE

Week 31, ending 04 August 2013

5-Aug-13

Number 774



Wild Polio cases by district and date of onset of paralysis, Somalia 2013

PROVINCE	DISTRICT	P1		
		Count	First case	Last case
MIDDLE SHABELLE	BALAD	4	13/06/2013	10/07/2013
	ADEN YABAL	2	24/05/2013	27/06/2013
	MAHADAY	1	14/06/2013	14/06/2013
	JOWHAR	2	08/06/2013	10/06/2013
LOWER SHABELLE	QORYOLEY	2	23/05/2013	08/07/2013
	AFGOI	8	12/05/2013	20/06/2013
	MARKA	8	30/05/2013	15/06/2013
	KURTUNWAAREY	1	14/06/2013	14/06/2013
	AWDHEEGLE	1	11/06/2013	11/06/2013
	WANLEWEYNE	1	08/06/2013	08/06/2013
	BRAVA	1	17/05/2013	17/05/2013
BAY	DINSOR	3	06/06/2013	04/07/2013
	BAIDOA	3	10/06/2013	16/06/2013
	BURHAKABA	1	26/04/2013	26/04/2013
BANADIR	DHARKENLEY	4	04/05/2013	01/07/2013
	YAQSHID	4	21/05/2013	14/06/2013
	HODAN	11	17/04/2013	13/06/2013
	HELIWA	7	05/05/2013	13/06/2013
	KARAN	3	26/05/2013	09/06/2013
	WARDIGLEY	5	13/05/2013	08/06/2013
	HAMAR JABJAB	3	18/04/2013	08/06/2013
	MEDINA	8	12/05/2013	04/06/2013
	HAWALWADAG	1	29/05/2013	29/05/2013
	DAYNILE	5	09/05/2013	28/05/2013
	WABERI	2	20/05/2013	25/05/2013
	HAMARWEYNE	1	21/05/2013	21/05/2013
	ABDUL AZIZ	1	19/05/2013	19/05/2013
	SOOL	LAS ANOD	1	16/06/2013
BAKOOL	EL BARDE	1	12/06/2013	12/06/2013
HIRAN	MAHAS	1	12/06/2013	12/06/2013
MIDDLE JUBA	JILIB EAST	1	29/05/2013	29/05/2013
LOWER JUBA	KISMAYO	2	17/05/2013	29/05/2013
	JAMAAME EAST	1	26/05/2013	26/05/2013
Grand Total		100	17/04/2013	10/07/2013



**Circulating VDPV cases and date of onset of paralysis in EMR countries by districts
2012-2013**

Year	COUNTRY	PROVINCE	DISTRICT	cVDP2			cVDP3			
				Count	First Case	Last Case	Count	First Case	Last Case	
2012	AFG	KANDAHAR	MAYWAND	1	17/10/2012	17/10/2012				
			PANJWAYI	2	30/10/2012	20/12/2012				
			SPINBOLDAK	1	05/11/2012	05/11/2012				
		HILMAND	KAJAKI	1	02/12/2012	02/12/2012				
			WASHER	1	20/12/2012	20/12/2012				
			NAD-E-ALI	3	03/12/2012	21/12/2012				
			NAHR-E-SARAJ	1	15/11/2012	15/11/2012				
			NAWZAD	1	24/12/2012	24/12/2012				
	AFG Total				11	17/10/2012	24/12/2012			
	PAK	BALUCHISTAN	KABDULAH	15	30/08/2012	14/12/2012				
		SINDH	KHIGADAP	1	08/12/2012	08/12/2012				
	PAK Total				16	30/08/2012	14/12/2012			
	SOM	LOWER JUBA	KISMAYO	1	23/07/2012	23/07/2012				
	SOM Total				1	23/07/2012	23/07/2012			
YEM	HAJJAH	HARAD				1	24/08/2012	24/08/2012		
	ALHUDAIDAH	ALZUHRA				1	27/04/2012	27/04/2012		
YEM Total							2	27/04/2012	24/08/2012	
2012 Total				28	23/07/2012	24/12/2012	2	27/04/2012	24/08/2012	
2013	AFG	KANDAHAR	SHAHWALKOT	1	13/03/2013	13/03/2013				
		HILMAND	NAD-E-ALI	2	22/01/2013	20/02/2013				
	AFG Total				3	22/01/2013	13/03/2013			
	PAK	BALUCHISTAN	JAFARABAD	1	11/01/2013	11/01/2013				
			MASTUNG	1	27/06/2013	27/06/2013				
		SINDH	KHIGADAP	3	21/02/2013	08/05/2013				
		FATA	WAZIR-N	6	10/04/2013	03/07/2013				
	PAK Total				11	11/01/2013	03/07/2013			
SOM	LOWER SHABELLE	AFGOI	1	09/01/2013	09/01/2013					
SOM Total				1	09/01/2013	09/01/2013				
2013 Total				15	09/01/2013	03/07/2013				

In 2012, 3 AFP cases in Afghanistan and 2 cases in Pakistan were identified as VDPVs by contacts

In 2013, 1 AFP case in Somalia was identified as VDPV by contact