



AFP SURVEILLANCE

2-Sep-13

Week 35, ending 01 September 2013

Number 778

Table 1: Acute Flaccid Paralysis (AFP) cases by week of onset

Country	Reported AFP cases by week of onset - Week (35/13) / Ending on : 01/09/13														
	Total AFP 2011	Total AFP 2012	Total AFP to date, 2013	W 24 16 Jun 13	W 25 23 Jun 13	W 26 30 Jun 13	W 27 07 Jul 13	W 28 14 Jul 13	W 29 21 Jul 13	W 30 28 Jul 13	W 31 04 Aug 13	W 32 11 Aug 13	W 33 18 Aug 13	W 34 25 Aug 13	W 35 01 Sep 13
Afghanistan	1831	1829	1268	38	34	38	41	35	36	35	33	29	33	25	4
Bahrain	10	19	4	0	0	0	0	0	0	0	0	0	0	0	0
Djibouti	6	6	2	0	0	0	0	0	0	0	1	0	0	0	0
Egypt	1023	1022	677	23	24	13	18	15	15	12	8	8	11	20	1
Iran	603	689	420	6	6	19	13	10	15	8	11	10	5	2	
Iraq	530	467	263	5	6	8	5	3	4	3	4	3	8	5	
Jordan ****	30	34	17	0	1	0	0	1	0	0	0				
Kuwait	38	36	21	1	1	1	3	0	0	0	0	0	0	0	0
Lebanon ****	22	24	9	0	0	1	0	0	0	0	1	0	0	0	0
Libya	35	42	42	0	2	1	2	3	1	1	0	0	1		
Morocco	76	81	63	0	3	1	2	2	3	2	2	0	0		
Oman	39	31	15	1	1	0	0	0	1	0	1	1	0	1	
Pakistan	5762	5036	2777	107	108	93	80	93	84	65	70	55	61	17	0
Palestine ****	17	21	21	1	2	0	2	1	1	0	0	1	1	1	1
Qatar	6	13	8	0	0	0	0	0	1	0	0	0	0	0	0
Saudi Arabia	213	227	134	4	7	1	0	5	2	3	5	1	6	0	0
Somalia	172	148	363	35	23	25	19	23	25	14	6	14	8	2	
Sudan	362	384	262	10	10	7	5	12	5	8	7	4	5	2	0
South Sudan	341	326	223	7	5	12	5	10	6	2	3	1	0		
Syria ****	168	109	55	1	1	1	1	1	1	3	1	1	0	0	
Tunisia	47	61	26	2	0	0	2	0	2	1	0	1	0		
U.A.E	25	40	24	0	2	0	0	1	2	0	0	0	1	0	0
Yemen	386	475	387	11	12	20	15	17	10	15	7	7	4	7	2
Total EMR	11742	11120	7081	252	248	241	213	232	214	172	160	136	144	82	8

No data = No report received

Table 2: Confirmed polio cases by month of onset

Country	Total year 2011	Total year 2012	01/09		Confirmed polio cases by month of onset											
			2012	2013	October 2012	November 2012	December 2012	January 2013	February 2013	March 2013	April 2013	May 2013	June 2013	July 2013	August 2013	September 2013
Afghanistan	80	37	19	4	6	3	2	1	0	1	0	0	1	1		
Bahrain	0	0	0	0	0	0	0	0	0	0	0	0	0	0	0	0
Djibouti	0	0	0	0	0	0	0	0	0	0	0	0	0	0	0	0
Egypt	0	0	0	0	0	0	0	0	0	0	0	0	0	0	0	0
Iran	0	0	0	0	0	0	0	0	0	0	0	0	0	0	0	0
Iraq	0	0	0	0	0	0	0	0	0	0	0	0	0	0	0	0
Jordan ****	0	0	0	0	0	0	0	0	0	0	0	0	0	0	0	0
Kuwait	0	0	0	0	0	0	0	0	0	0	0	0	0	0	0	0
Lebanon ****	0	0	0	0	0	0	0	0	0	0	0	0	0	0	0	0
Libya	0	0	0	0	0	0	0	0	0	0	0	0	0	0	0	0
Morocco	0	0	0	0	0	0	0	0	0	0	0	0	0	0	0	0
Oman	0	0	0	0	0	0	0	0	0	0	0	0	0	0	0	0
Pakistan	198	58	39	27	8	4	0	2	3	1	2	9	4	4	2	
Palestine ****	0	0	0	0	0	0	0	0	0	0	0	0	0	0	0	0
Qatar	0	0	0	0	0	0	0	0	0	0	0	0	0	0	0	0
Saudi Arabia	0	0	0	0	0	0	0	0	0	0	0	0	0	0	0	0
Somalia	0	0	0	160	0	0	0	0	0	0	4	41	69	44	2	
Sudan	0	0	0	0	0	0	0	0	0	0	0	0	0	0	0	0
South Sudan	0	0	0	0	0	0	0	0	0	0	0	0	0	0	0	0
Syria ****	0	0	0	0	0	0	0	0	0	0	0	0	0	0	0	0
Tunisia	0	0	0	0	0	0	0	0	0	0	0	0	0	0	0	0
U.A.E	0	0	0	0	0	0	0	0	0	0	0	0	0	0	0	0
Yemen	0	0	0	0	0	0	0	0	0	0	0	0	0	0	0	0
Total EMR	278	95	58	191	14	7	2	3	3	2	6	50	74	49	4	0

**** UNRWA cases are included with those of country of residence



World Health Organization – Regional Office for Eastern Mediterranean

AFP SURVEILLANCE

2-Sep-13

Week 35, ending 01 September 2013

Number 778

Table 3: Investigation of AFP cases with paralysis onset in 2012 & 2013 up to Week (35/13) / Ending on : (01/09/13)

COUNTRY	2012											2013											Latest line List Date		
	AFP									Specimen	Wild cases ****		AFP									Specimen		Wild cases ****	
	Total AFP cases onset 2012	Case classification					Non polio AFP rate **	AFP cases pending classification > 90 days from onset of paralysis	AFP cases pending classification and lab > 90 days from onset of paralysis		% with *** adequate specimens	Wild P1 Poliovirus	Wild P3 Poliovirus	Total AFP cases onset 2013	Case classification					Annualized Non polio AFP rate **	AFP cases pending classification > 90 days from onset of paralysis			AFP cases pending classification and lab > 90 days from onset of paralysis	% with *** adequate specimens
		Total Confirmed Polio Cases *	Polio Compatible	Pending Classification	Discarded (non polio AFP)	VDPV				Total Confirmed Polio Cases *					Polio Compatible	Pending Classification	Discarded (non polio AFP)	VDPV							
Afghanistan	1829	37	7	0	1774	11	9.4	0	0	92.3	37	0	1268	4	0	112	1149	3	10.0	6	0	94.0	4	0	02/09/2013
Bahrain	19	0	0	0	19	0	7.0	0	0	94.7	0	0	4	0	0	0	4	0	2.2	0	0	75.0	0	0	01/09/2013
Djibouti	6	0	0	0	6	0	2.0	0	0	66.7	0	0	2	0	0	2	0	1.0	1	1	50.0	0	0	02/09/2013	
Egypt	1022	0	0	0	1021	1	3.2	0	0	91.6	0	0	677	0	0	72	605	0	3.0	0	0	92.8	0	0	29/08/2013
Iran	689	0	0	0	687	2	3.5	0	0	92.5	0	0	420	0	0	77	342	1	3.6	0	0	95.0	0	0	31/08/2013
Iraq	467	0	0	0	467	2	3.2	0	0	89.7	0	0	263	0	0	39	224	0	2.7	16	5	84.4	0	0	29/08/2013
Jordan	34	0	0	0	34	0	1.4	0	0	85.3	0	0	17	0	0	4	13	0	1.0	1	0	94.1	0	0	04/08/2013
Kuwait	36	0	0	0	36	0	4.7	0	0	86.1	0	0	21	0	0	0	21	0	4.1	0	0	90.5	0	0	01/09/2013
Lebanon	24	0	0	0	24	0	2.0	0	0	50.0	0	0	9	0	0	1	8	0	1.4	0	0	77.8	0	0	02/09/2013
Libya	42	0	0	0	42	0	2.1	0	0	97.6	0	0	42	0	0	9	33	0	3.1	0	0	95.2	0	0	17/08/2013
Morocco	81	0	0	0	81	0	0.8	0	0	81.5	0	0	63	0	0	21	42	0	0.9	8	0	73.0	0	0	19/08/2013
Oman	31	0	0	0	31	0	3.9	0	0	100.0	0	0	15	0	0	1	14	0	2.8	0	0	93.3	0	0	26/08/2013
Pakistan	5036	58	6	0	4956	16	6.5	0	0	88.6	56 #	3 #	2777	27	0	253	2485	12	5.4	71	3	90.7	27	0	01/09/2013
Palestine	21	0	0	0	21	0	1.2	0	0	95.2	0	0	21	0	0	9	12	0	1.8	0	0	100.0	0	0	01/09/2013
Qatar	13	0	0	0	13	0	5.6	0	0	92.3	0	0	8	0	0	8	0	0	5.1	6	0	87.5	0	0	01/09/2013
Saudi Arabia	227	0	0	0	227	0	2.6	0	0	96.0	0	0	134	0	0	30	104	0	2.2	0	0	94.0	0	0	01/09/2013
Somalia	148	0	2	0	145	1	2.9	0	0	98.0	0	0	363	160	0	89	113	1	5.6	8	3	86.5	160	0	30/08/2013
Sudan	384	0	0	0	383	1	2.5	0	0	96.9	0	0	262	0	0	8	253	1	2.5	0	0	99.2	0	0	01/09/2013
South Sudan	326	0	0	0	325	1	4.0	0	0	94.2	0	0	223	0	0	59	164	0	3.9	11	5	93.3	0	0	21/08/2013
Syria	109	0	0	0	109	1	1.1	0	0	84.4	0	0	55	0	0	4	51	0	1.0	0	0	80.0	0	0	29/08/2013
Tunisia	61	0	0	0	61	0	2.4	0	0	78.7	0	0	26	0	0	6	20	0	1.5	1	0	84.6	0	0	23/08/2013
U.A.E	40	0	0	0	40	0	4.0	0	0	100.0	0	0	24	0	0	2	22	0	3.6	1	0	100.0	0	0	01/09/2013
Yemen	475	0	0	0	472	4	4.0	0	0	93.3	0	0	387	0	0	79	308	0	4.8	2	0	91.0	0	0	01/09/2013
EMR	11120	95	15	0	10974	40	4.5	0	0	90.5	93	3	7081	191	0	885	5987	18	4.2	132	17	91.6	191	0	
2011	11742	278	45	0	11395	24	4.8	0	0	90.0	276	2													

* Confirmed polio cases refer to wild isolation from AFP cases or from contacts of negative index AFP cases

** Non-polio AFP per 100,000 children <15 years

*** Adequate here refers to two stool specimens collected at least 24 hours apart, within 14 days of paralysis onset

**** AFP cases co infected with P1 and P3 are counted separately as wild isolates

In 2012, 1 AFP case in Pakistan had co infection P1 & P3 from 2 contacts P1 & P3



Table 4: Investigation of contacts of AFP cases with paralysis onset in 2013 up to Week (35/13) / Ending on : (01/09/2013)

Country	No. of AFP cases	No. of eligible AFP cases for contact sampling*	% of eligible AFP cases with contact samplings	% of eligible AFP cases with 3+ contacts	Total number of Contacts*	% of contacts under 5 years	% of contacts with specimens collected within 7 days of notification of index	% Contact specimens in lab within 3 days of collection	% Contact specimens positive for NPEV	% Contact specimens positive for Sabin like virus	No. of contacts positive for wild virus	% of wild polio virus isolation from contacts	No. of Contacts positive for VDPVs	No. of -ve index AFP cases identified positive by contact	No. of district identified infected from contacts
Afghanistan	1268	76	81.6	81.6	540	94.6	76.5	21.0	22.1	5.9	0	0.0		0	0
Bahrain	4	1	0.0	0.0	0						0			0	0
Djibouti	2	1	0.0	0.0	0						0			0	0
Egypt	677	58	82.8	82.8	268	73.9	65.3	98.3	16.2	2.6	0	0.0		0	0
Iran	420	21	100.0	95.2	86	61.6	39.5	75.6	3.5	1.2	0	0.0		0	0
Iraq	263	41	68.3	56.1	124	64.5	13.7	81.0	11.2	0.0	0	0.0		0	0
Jordan	17	1	0.0	0.0	0						0			0	0
Kuwait	21	2	100.0	100.0	58	43.1	81.0	100.0	9.3	0.0	0	0.0		0	0
Lebanon	9	2	0.0	0.0	0						0			0	0
Libya	42	2	0.0	0.0	0						0			0	0
Morocco	63	17	23.5	23.5	23	30.4	0.0	30.4	4.3	13.0	0	0.0		0	0
Oman	15	1	0.0	0.0	4	75.0	0.0	100.0	0.0	25.0	0	0.0		0	0
Pakistan	2777	258	79.8	75.6	747	87.6	60.1	70.2	27.4	6.5	0	0.0		0	0
Palestine	21	0			0						0			0	0
Qatar	8	1	0.0	0.0	0						0			0	0
Saudi Arabia	134	8	62.5	62.5	17	29.4	41.2	0.0	0.0	0.0	0	0.0		0	0
Somalia	363	49	75.5	75.5	1314	84.9	90.8	31.4	10.4	5.0	226	29.7	1	30	11
Sudan	262	2	100.0	100.0	169	84.0	65.1	43.5	9.7	2.6	0	0.0	1	0	0
South Sudan	223	15	86.7	73.3	630	84.3	91.1	2.6	22.0	3.0	0	0.0		0	0
Syria	55	11	36.4	18.2	13	15.4	23.1	100.0	10.0	0.0	0	0.0		0	0
Tunisia	26	4	0.0	0.0	6	33.3	50.0	80.0	0.0	0.0	0	0.0		0	0
U.A.E.	24	0			0						0			0	0
Yemen	387	35	82.9	74.3	626	63.6	71.4	11.0	16.7	7.1	0	0.0		0	0
Grand Total 2013	7081	606	76.1	72.1	4625	80.6	75.1	39.2	17.7	4.9	226	6.2	2	30	11
Grand Total 2012	11121	1063	83.4	79.0	5757	82.9	70.5	45.3	18.6	3.3	10	0.2	11	7	4

* Eligible refers to AFP cases with inadequate stool specimens

** Total number of contacts from eligible AFP cases and from other AFP cases as per with country criteria for contact sampling

Last wild contacts in EMRO, 01/01/2012- 01/09/2013

Year	Country	Count of wild contacts	Date of Most Recent stool collection
2012	Afghanistan	3	10/11/2012
	Pakistan	7	08/10/2012
2012 Total		10	10/11/2012
2013	SOM	226	03/08/2013
2013 Total		226	03/08/2013

Number and distribution by district of -ve index AFP cases identified as wild positive by contact in EMR, 2013

COUNTRY	PROVINCE	DISTRICT	Count	First case	Last case	
SOM	BANADIR	ABDUL AZIZ	1	19/05/2013	19/05/2013	
		DHARKENLEY	4	04/05/2013	01/07/2013	
		DAYNILE	1	13/05/2013	13/05/2013	
		HELIWA	1	10/06/2013	10/06/2013	
		HODAN	3	17/04/2013	04/06/2013	
		HAMAR JABJAB	2	27/04/2013	08/06/2013	
		MEDINA	3	28/05/2013	29/06/2013	
		WABERI	1	25/05/2013	25/05/2013	
		BAY	BAIDOA	1	16/06/2013	16/06/2013
			BURHAKABA	2	26/04/2013	24/06/2013
		DINSOR	DINSOR	3	01/07/2013	05/07/2013
			EL BARDE	1	12/06/2013	12/06/2013
		GEDO	BELET HAWA	1	28/06/2013	28/06/2013
			JILIB WEST	1	28/06/2013	28/06/2013
		LOWER JUBA	JAMAAME EAST	1	26/05/2013	26/05/2013
			KISMAYO	2	17/05/2013	29/05/2013
LOWER SHABELLE	BRAVA	1	17/05/2013	17/05/2013		
	WANLEWEYNE	1	08/06/2013	08/06/2013		
MIDDLE SHABELLE	JOWHAR	1	10/06/2013	10/06/2013		
	ADEN YABAL	1	27/06/2013	27/06/2013		
SOOL	LAS ANOD	1	16/06/2013	16/06/2013		
	SOM Total		33	17/04/2013	05/07/2013	



Table 5: Laboratory investigation of AFP cases with paralysis onset in 2013 up to Week (35/13) / Ending on : (01/09/2013)

Country	Polio laboratories Sequencing performed by CDC and RIVM laboratories	AFP cases with specimens	Preliminary virus isolation results of AFP cases						Poliovirus intratypic differentiation results #										Indicators				Latest report Date			
			Referred for ITD			Negative	Pending		Type 1			Type 2			Type 3			Discordant pending sequence	NPEV by PCR	Non-EV	Pending ITD	% specimens positive for NPEV*		% AFP cases with culture results within 14 days	% AFP cases with ITD results within 7 days	% AFP cases with ITD results within 45 days of onset**
			L20B+	L20B+NPEV	NPEV only		received <= 14 days	received > 14 days ago	Wild	Sabin	VDPV	Wild	Sabin	VDPV	Wild	Sabin	VDPV									
Afghanistan	RRL Pakistan	1238	68	8	220	871	71		4	40			20	3		30		1			17%	100%	100%	98%	30/08/2013	
Bahrain	PNL Oman	4				4															0%	100%		75%	01/09/2013	
Djibouti	NPL Kenya	2					1	1																	02/09/2013	
Egypt***	RRL Egypt	631	13	4	65	522		27		7					4			4	4		11%	98%	94%	99%	19/08/2013	
Iran	NPL Iran	432	13		4	397	18			7		2	1		3				2		1%	100%	100%	99%	01/09/2013	
Iraq	RRL Egypt	260	6		25	184	13	32		8			2			10		1			11%	100%	100%	100%	30/08/2013	
Jordan	RRL Tunisia	17			1	15		1													6%	100%			01/09/2013	
Kuwait	RRL Kuwait	23			1	22															6%	87%		100%	29/08/2013	
Lebanon	RRL Egypt	10				10															0%	100%		90%	19/08/2013	
Libya	RRL Tunisia	41			6	31		4													15%	97%		100%	18/08/2013	
Morocco	RRL Tunisia	54				7	42		4												12%	92%	0%	94%	16/08/2013	
Oman	NPL Oman	15			4	10	1														31%	100%		100%	01/09/2013	
Pakistan	RRL Pakistan	2881	153	11	547	1942	222	6	27	58		23	12		46		9	4	1	1	19%	100%	96%	98%	30/08/2013	
Palestine & UNRWA		21			3	11	3	4													21%	7%		80%	01/09/2013	
Qatar	NPL Oman	8			1	6	1														14%	100%		100%	01/09/2013	
Saudi Arabia	NPL Oman	130	1			120	5	4		2					3						0%	100%	100%	67%	25/08/2013	
Somalia	NPL Kenya	362	143		27	109	9	75	127	10			5		9						10%	3%		80%	30/08/2013	
Sudan	RRL Egypt	265	5		34	218	8					3			6						12%	98%	100%	100%	01/09/2013	
South Sudan	NPL Kenya	223	5		47	119		53		3					2						27%	0%		86%	21/08/2013	
Syria	RRL Tunisia	51	1		3	45	2						1								5%	96%	100%	100%	01/09/2013	
Tunisia	RRL Tunisia	24				20		4													0%	100%		95%	18/08/2013	
U.A.E	NPL Oman	21	1		1	18	1			1					1						5%	100%	100%	100%	01/09/2013	
Yemen	RRL Egypt	343	28		29	252		34		9		6			15			1	3		12%	94%	100%	94%	19/08/2013	
Total EMR 2013		7056	437	23	1025	4968	355	249	158	145		62	16		129		11	9	10	1	15%	92%	97%	97%		
Total EMR 2012		11004	574	60	1999	8364		5	86	210		115	32	2	242	4	6	24	14		16%	94%	99%	97%		

* Specimens from all sources including non-AFP cases, excluding environmental samples

** This indicator reflects surveillance and laboratory activities

*** Environmental surveillance initiated in Egypt in September 2000 showed the following:

Result	2010	2011	2012	2013
Negative	416	448	401	236
Pending				52
Wild	1		2	
VDPVP2			7	3
VDPVP1			1	
Total	417	448	411	291

YEAR		Province	Site	Count	First date	Last Date
2013	VDPVP2	CAIRO	AL HAGGANA 2	1	08/01/2013	08/01/2013
		FAYOUM	FAYOUM CITY	1	14/04/2013	14/04/2013
		MINYA	AQURQAS	1	04/03/2013	04/03/2013
		VDPVP2 Total			3	08/01/2013

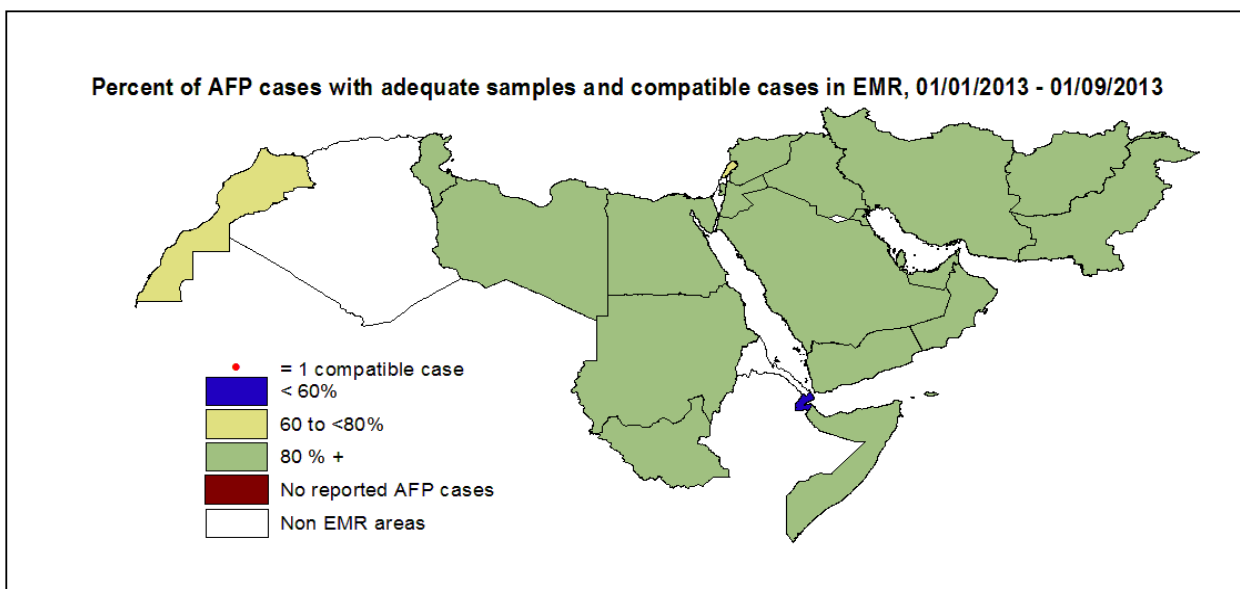
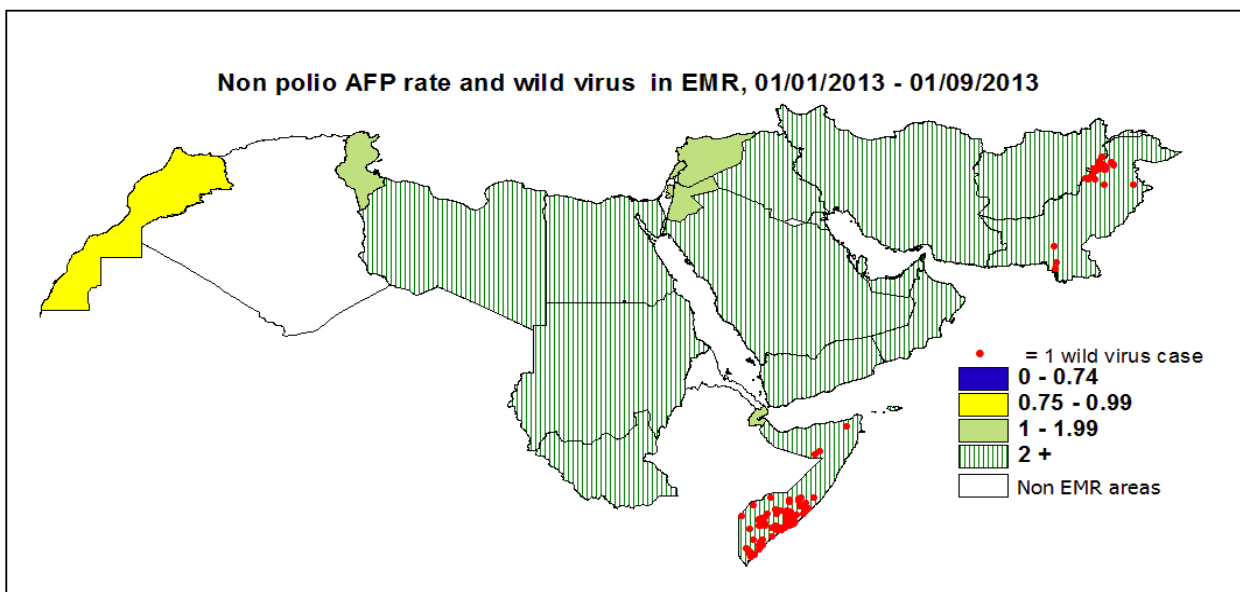
****Environmental surveillance initiated in Pakistan in August 2009 showed the following:

Status	2009	2010	2011	2012	2013
Negative	27	77	68	150	165
pending					15
Wild	18	79	136	89	29
Grand Total	45	156	204	239	209

Year	SITEDIST	SITENAME	Count	Wild	First date	Last date
2013	KHI.GADAP TOWN	COMPOSITE SAMPLE	4		11/04/2013	13/08/2013
		SOHRAB GOTH	2		29/01/2013	27/04/2013
	KHI.GULSHAN-E-JQBAL TOWN	RASHID MINHAS RD LAY	1		22/07/2013	22/07/2013
		LARA MA	4		24/01/2013	24/07/2013
	RAWALPINDI	SHAHEEN TOWN	8		11/01/2013	07/08/2013
		SAFDAR ABAD	2		25/03/2013	25/07/2013
	QUETTA	SUR PUL	1		20/02/2013	20/02/2013
	HYDERABAD	TULSIDAS PUMPING STATION	6		10/01/2013	10/07/2013
	FAISALABAD	FAISALABAD COMPOSITE SITE	1		03/01/2013	03/01/2013
	2013 Total			29		03/01/2013

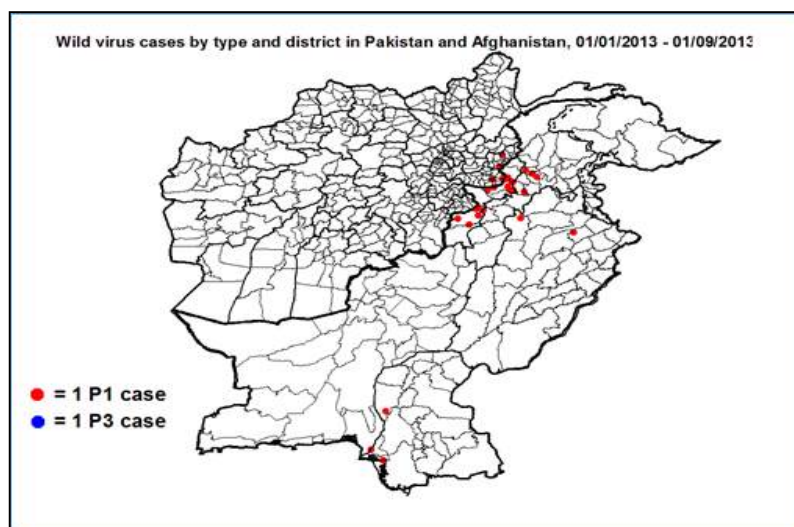
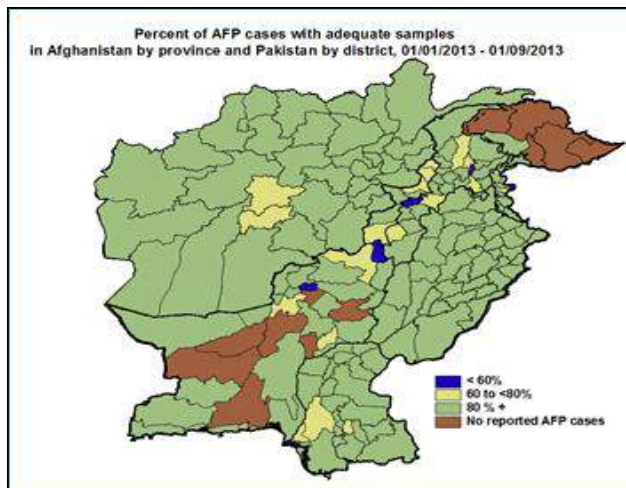
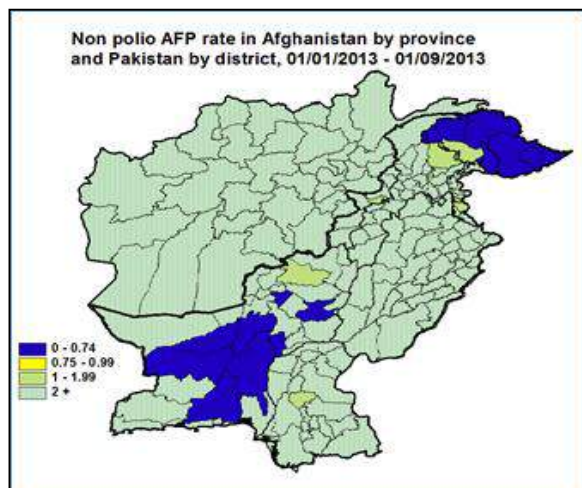
*****Isolation of 1 wild polio virus P1 from environmental specimen collected 30 June 2013 from West Bank, Palestine

Advance notification of isolation of 1 wild polio virus P1 from environmental specimen collected from Gaza, Palestine



Wild polio cases by country and date of onset of paralysis in EMR, 2012-2013

Year	COUNTRY	P1			P3			P1P3			Total Count	First Case	Last Case
		Count	First Case	Last Case	Count	First Case	Last Case	Count	First Case	Last Case			
2012	AFG	37	01/01/2012	20/12/2012							37	01/01/2012	20/12/2012
	PAK	55	01/01/2012	30/11/2012	2	19/02/2012	18/04/2012	1	04/01/2012	04/01/2012	58	01/01/2012	30/11/2012
2012 Total		92	01/01/2012	20/12/2012	2	19/02/2012	18/04/2012	1	04/01/2012	04/01/2012	95	01/01/2012	20/12/2012
2013	AFG	4	31/01/2013	23/07/2013							4	31/01/2013	23/07/2013
	PAK	27	14/01/2013	11/08/2013							27	14/01/2013	11/08/2013
	SOM	160	17/04/2013	07/08/2013							160	17/04/2013	07/08/2013
2013 Total		191	14/01/2013	11/08/2013							191	14/01/2013	11/08/2013



Wild Polio cases by district and date of onset of paralysis, Afghanistan 2013

PROVINCE	DISTRICT	Count	First case	Last case
KUNAR	WATAPUR	1	23/07/2013	23/07/2013
	KHASKUNAR	1	28/03/2013	28/03/2013
NANGARHAR	SHINWAR	1	06/06/2013	06/06/2013
	LALPUR	1	31/01/2013	31/01/2013
Grand Total		4	31/01/2013	23/07/2013

Wild Polio cases by district and date of onset of paralysis, Pakistan 2013

PROVINCE	DISTRICT	Count	First case	Last case
FATA	WAZIR-N	5	24/05/2013	11/08/2013
	FR BANNU	3	03/05/2013	27/07/2013
	KHYBER	9	24/04/2013	03/07/2013
SINDH	KHIGADAP	1	09/07/2013	09/07/2013
	DADU	1	22/03/2013	22/03/2013
	KHIBINQASIM	1	14/01/2013	14/01/2013
KHYBER PAKHTOON	PESHAWAR	1	30/06/2013	30/06/2013
	MARDAN	2	12/02/2013	22/04/2013
	MALAKAND	1	08/02/2013	08/02/2013
	BANNU	1	26/01/2013	26/01/2013
PUNJAB	MBDIN	1	26/05/2013	26/05/2013
	MIANWALI	1	07/02/2013	07/02/2013
Grand Total		27	14/01/2013	11/08/2013



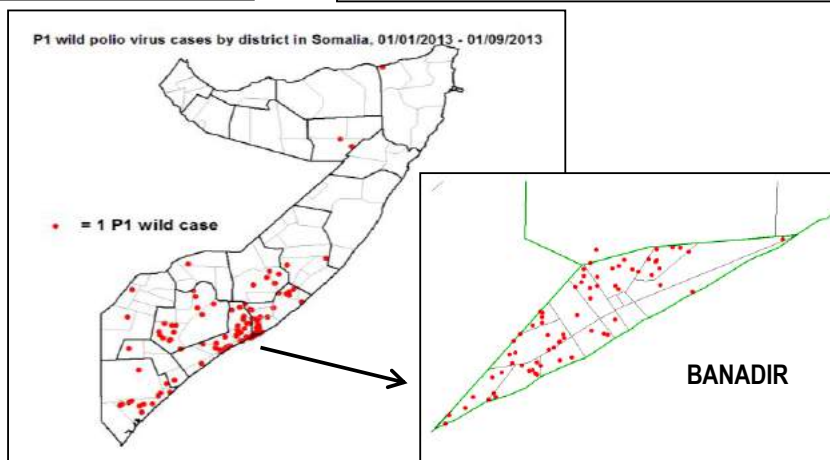
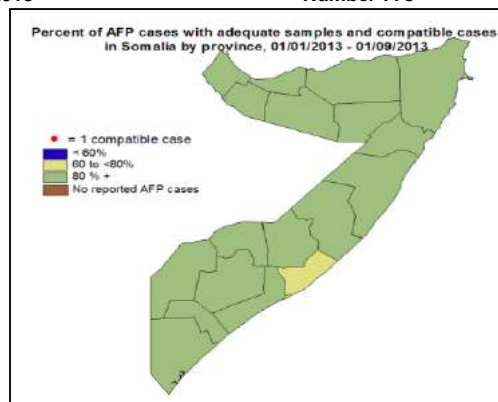
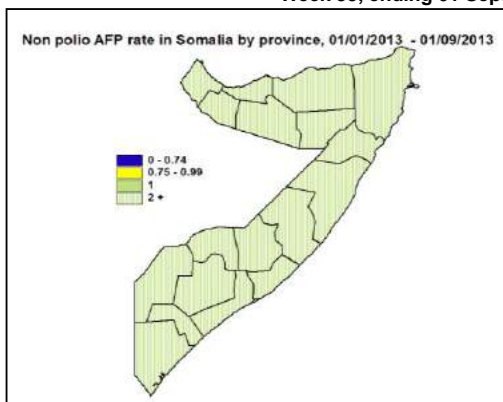
World Health Organization – Regional Office for Eastern Mediterranean

AFP SURVEILLANCE

Week 35, ending 01 September 2013

2-Sep-13

Number 778



Wild Polio cases by district and date of onset of paralysis, Somalia 2013

PROVINCE	DISTRICT	P1		
		Count	First case	Last case
MIDDLE SHABELLE	BALAD	6	13/06/2013	07/08/2013
	RUNINGOD	1	23/07/2013	23/07/2013
	JOWHAR	3	08/06/2013	23/07/2013
	ADEN YABAL	5	24/05/2013	22/07/2013
	ADALE	1	09/07/2013	09/07/2013
	MAHADAY	1	14/06/2013	14/06/2013
HIRAN	BULO BURTU	2	19/07/2013	02/08/2013
	MAHAS	3	12/06/2013	27/07/2013
GALGADUD	GALHARERI	1	30/07/2013	30/07/2013
	EL BUR	1	14/07/2013	14/07/2013
BARI	BOSSASO	1	22/07/2013	22/07/2013
GEDO	EL WAQ	1	21/07/2013	21/07/2013
	BELET HAWA	1	28/06/2013	28/06/2013
BANADIR	DHARKENLEY	6	04/05/2013	19/07/2013
	HELIWA	8	05/05/2013	14/07/2013
	YAQSHID	9	21/05/2013	11/07/2013
	HODAN	12	17/04/2013	08/07/2013
	WARDIGLEY	7	13/05/2013	30/06/2013
	MEDINA	9	12/05/2013	29/06/2013
	WABERI	3	20/05/2013	25/06/2013
	KARAN	3	26/05/2013	09/06/2013
	HAMAR JABJAB	3	18/04/2013	08/06/2013
	HAWALWADAG	1	29/05/2013	29/05/2013
	DAYNILE	5	09/05/2013	28/05/2013
	HAMARWEYNE	1	21/05/2013	21/05/2013
	ABDUL AZIZ	1	19/05/2013	19/05/2013
SOOL	LAS ANOD	2	16/06/2013	19/07/2013
LOWER SHABELLE	WANLEWEYNE	5	08/06/2013	18/07/2013
	QORYOLEY	2	23/05/2013	08/07/2013
	MARKA	10	30/05/2013	07/07/2013
	AFGOI	10	12/05/2013	20/06/2013
	KURTUNWAAREY	3	03/06/2013	17/06/2013
	AWDHEEGLE	1	11/06/2013	11/06/2013
BAY	BRAVA	1	17/05/2013	17/05/2013
BAY	DINSOR	10	06/06/2013	17/07/2013
	BURHAKABA	2	26/04/2013	24/06/2013
	BAIDOA	3	10/06/2013	16/06/2013
LOWER JUBA	KISMAYO	8	17/05/2013	17/07/2013
	AFMADOW / HAGAR	1	14/07/2013	14/07/2013
	JAMAAME WEST	2	29/06/2013	05/07/2013
	JILIB WEST	1	28/06/2013	28/06/2013
MIDDLE JUBA	JAMAAME EAST	1	26/05/2013	26/05/2013
	SALAGLE	1	07/07/2013	07/07/2013
MIDDLE JUBA	JILIB EAST	1	29/05/2013	29/05/2013
	EL BARDE	1	12/06/2013	12/06/2013
BAKOOL	EL BARDE	1	12/06/2013	12/06/2013
Grand Total		160	17/04/2013	07/08/2013



**Circulating VDPV cases and date of onset of paralysis in EMR countries by districts
2012-2013**

Year	COUNTRY	PROVINCE	DISTRICT	cVDP2			cVDP3				
				Count	First Case	Last Case	Count	First Case	Last Case		
2012	AFG	KANDAHAR	MAYWAND	1	17/10/2012	17/10/2012					
			PANJWAYI	2	30/10/2012	20/12/2012					
			SPINBOLDAK	1	05/11/2012	05/11/2012					
		HILMAND	KAJAKI	1	02/12/2012	02/12/2012					
			WASHER	1	20/12/2012	20/12/2012					
			NAD-E-ALI	3	03/12/2012	21/12/2012					
			NAHR-E-SARAJ	1	15/11/2012	15/11/2012					
			NAWZAD	1	24/12/2012	24/12/2012					
		AFG Total				11	17/10/2012	24/12/2012			
		PAK	BALUCHISTAN	KABDULAH	15	30/08/2012	14/12/2012				
	SINDH		KHIGADAP	1	08/12/2012	08/12/2012					
	PAK Total				16	30/08/2012	14/12/2012				
	SOM	LOWER JUBA	KISMAYO	1	23/07/2012	23/07/2012					
	SOM Total				1	23/07/2012	23/07/2012				
YEM	HAJJAH	HARAD				1	24/08/2012	24/08/2012			
	ALHUDAIDAH	ALZUHRA				1	27/04/2012	27/04/2012			
YEM Total							2	27/04/2012	24/08/2012		
2012 Total				28	23/07/2012	24/12/2012	2	27/04/2012	24/08/2012		
2013	AFG	KANDAHAR	SHAHWALIKOT	1	13/03/2013	13/03/2013					
		HILMAND	NAD-E-ALI	2	22/01/2013	20/02/2013					
	AFG Total				3	22/01/2013	13/03/2013				
	PAK	BALUCHISTAN	JAFARABAD	1	11/01/2013	11/01/2013					
			MASTUNG	1	27/06/2013	27/06/2013					
		SINDH	KHIGADAP	3	21/02/2013	08/05/2013					
		FATA	MOHMAND	1	13/07/2013	13/07/2013					
			WAZIR-N	6	10/04/2013	03/07/2013					
	PAK Total				12	11/01/2013	13/07/2013				
	SOM	LOWER SHABELLE	AFGOI	1	09/01/2013	09/01/2013					
SOM Total				1	09/01/2013	09/01/2013					
2013 Total				16	09/01/2013	13/07/2013					

In 2012, 3 AFP cases in Afghanistan and 2 cases in Pakistan were identified as VDPVs by contacts

In 2013, 1 AFP case in Somalia was identified as VDPV by contact