



AFP SURVEILLANCE

7-Oct-13

Week 40, ending 06 October 2013

Number 783

Table 1: Acute Flaccid Paralysis (AFP) cases by week of onset

Country	Reported AFP cases by week of onset - Week (40/13) / Ending on : 06/10/13														
	Total AFP 2011	Total AFP 2012	Total AFP to date, 2013	W 29 21 Jul 13	W 30 28 Jul 13	W 31 04 Aug 13	W 32 11 Aug 13	W 33 18 Aug 13	W 34 25 Aug 13	W 35 01 Sep 13	W 36 08 Sep 13	W 37 15 Sep 13	W 38 22 Sep 13	W 39 29 Sep 13	W 40 06 Oct 13
Afghanistan	1831	1829	1471	36	35	33	30	39	37	36	44	29	45	29	5
Bahrain	10	19	5	0	0	0	0	0	0	1	0	0	0	0	0
Djibouti	6	6	5	0	0	1	0	0	0	0	1	1	1	0	
Egypt	1023	1022	767	15	12	8	8	11	20	10	24	14	16	20	7
Iran	603	689	496	15	9	12	11	10	11	10	16	8	17	7	0
Iraq	530	467	310	6	3	6	3	8	11	19	6	5	4	3	
Jordan ****	30	34	18	0	0	0	0	0	0	1	0	0	0	0	
Kuwait	38	36	23	0	0	0	0	0	0	0	2	0	0	0	0
Lebanon ****	22	24	10	0	0	1	0	0	1	0	0	0	0		
Libya	35	42	45	1	1	0	0	1	1	0	1	1	0	0	
Morocco	76	81	72	3	2	2	1	1	1	2	2	2	0	0	
Oman	39	31	15	1	0	1	1	0	1	0	0	0	0	0	0
Pakistan	5762	5036	3343	92	78	84	86	112	112	89	93	82	62	10	
Palestine ****	17	21	29	1	0	0	1	1	1	1	5	1	2	0	0
Qatar	6	13	8	1	0	0	0	1	0	0	0	0	0	0	0
Saudi Arabia	213	227	158	2	3	5	1	6	6	3	2	5	6	2	0
Somalia	172	149	435	26	15	9	21	14	9	9	9	18	8	0	
Sudan	362	384	297	5	8	7	4	6	6	4	11	6	3	6	0
South Sudan	341	326	267	10	2	3	6	12	5	8	6	2	1	0	
Syria ****	168	109	69	1	3	1	1	1	2	2	1	5	2	0	
Tunisia	47	61	28	2	1	0	1	0	1	0	0	1	0	0	
U.A.E	25	40	26	2	0	0	0	1	0	0	0	0	2	0	0
Yemen	386	475	444	11	15	7	7	4	8	12	15	15	10	5	0
Total EMR	11742	11121	8341	230	187	180	182	228	233	207	238	195	179	82	12

No data = No report received

Table 2: Confirmed polio cases by month of onset

Country	Total year 2011	Total year 2012	06/10		Confirmed polio cases by month of onset											
			2012	2013	November 2012	December 2012	January 2013	February 2013	March 2013	April 2013	May 2013	June 2013	July 2013	August 2013	September 2013	October 2013
Afghanistan	80	37	27	6	3	2	1	0	1	0	0	1	1	2		
Bahrain	0	0	0	0	0	0	0	0	0	0	0	0	0	0	0	
Djibouti	0	0	0	0	0	0	0	0	0	0	0	0	0	0	0	
Egypt	0	0	0	0	0	0	0	0	0	0	0	0	0	0	0	
Iran	0	0	0	0	0	0	0	0	0	0	0	0	0	0	0	
Iraq	0	0	0	0	0	0	0	0	0	0	0	0	0	0	0	
Jordan ****	0	0	0	0	0	0	0	0	0	0	0	0	0	0	0	
Kuwait	0	0	0	0	0	0	0	0	0	0	0	0	0	0	0	
Lebanon ****	0	0	0	0	0	0	0	0	0	0	0	0	0	0	0	
Libya	0	0	0	0	0	0	0	0	0	0	0	0	0	0	0	
Morocco	0	0	0	0	0	0	0	0	0	0	0	0	0	0	0	
Oman	0	0	0	0	0	0	0	0	0	0	0	0	0	0	0	
Pakistan	198	58	47	39	4	0	2	3	1	2	9	4	4	8	6	
Palestine ****	0	0	0	0	0	0	0	0	0	0	0	0	0	0	0	
Qatar	0	0	0	0	0	0	0	0	0	0	0	0	0	0	0	
Saudi Arabia	0	0	0	0	0	0	0	0	0	0	0	0	0	0	0	
Somalia	0	0	0	170	0	0	0	0	0	4	41	67	45	13		
Sudan	0	0	0	0	0	0	0	0	0	0	0	0	0	0	0	
South Sudan	0	0	0	3	0	0	0	0	0	0	0	0	0	0	0	
Syria ****	0	0	0	0	0	0	0	0	0	0	0	0	0	0	0	
Tunisia	0	0	0	0	0	0	0	0	0	0	0	0	0	0	0	
U.A.E	0	0	0	0	0	0	0	0	0	0	0	0	0	0	0	
Yemen	0	0	0	0	0	0	0	0	0	0	0	0	0	0	0	
Total EMR	278	95	74	218	7	2	3	3	2	6	50	72	50	26	6	0

**** UNRWA cases are included with those of country of residence



World Health Organization – Regional Office for Eastern Mediterranean

AFP SURVEILLANCE

7-Oct-13

Week 40, ending 06 October 2013

Number 783

Table 3: Investigation of AFP cases with paralysis onset in 2012 & 2013 up to Week (40/13) / Ending on : (06/10/13)

COUNTRY	2012												2013												Latest line List Date
	AFP									Specimen	Wild cases		AFP									Specimen	Wild cases		
	Total AFP cases onset 2012	Case classification					Non polio AFP rate **	AFP cases pending classification > 90 days from onset of paralysis	AFP cases pending classification and lab > 90 days from onset of paralysis		% with *** adequate specimens	Wild P1 Poliovirus	Wild P3 Poliovirus	Total AFP cases onset 2013	Case classification					Annualized Non polio AFP rate **	AFP cases pending classification > 90 days from onset of paralysis		AFP cases pending classification and lab > 90 days from onset of paralysis	% with *** adequate specimens	
		Total Confirmed Polio Cases *	Polio Compatible	Pending Classification	Discarded (non polio AFP)	VDPV				Total Confirmed Polio Cases *					Polio Compatible	Pending Classification	Discarded (non polio AFP)	VDPV							
Afghanistan	1829	37	7	0	1774	11	9.4	0	0	92.3	37	0	1471	6	0	114	1348	3	10.1	6	1	94.2	6	0	06/10/2013
Bahrain	19	0	0	0	19	0	7.0	0	0	94.7	0	0	5	0	0	1	4	0	2.4	0	0	80.0	0	0	06/10/2013
Djibouti	6	0	0	0	6	0	2.0	0	0	66.7	0	0	5	0	0	5	0	0	2.2	1	1	40.0	0	0	30/09/2013
Egypt	1022	0	0	0	1021	1	3.2	0	0	91.6	0	0	767	0	0	84	683	0	3.0	1	0	90.2	0	0	03/10/2013
Iran	689	0	0	0	687	2	3.5	0	0	92.5	0	0	496	0	0	99	396	1	3.7	0	0	95.2	0	0	06/10/2013
Iraq	467	0	0	0	467	2	3.2	0	0	89.7	0	0	310	0	0	42	268	0	2.8	16	5	84.5	0	0	05/10/2013
Jordan	34	0	0	0	34	0	1.4	0	0	85.3	0	0	18	0	0	1	17	0	1.0	0	0	88.9	0	0	29/09/2013
Kuwait	36	0	0	0	36	0	4.7	0	0	86.1	0	0	23	0	0	1	22	0	4.0	0	0	91.3	0	0	06/10/2013
Lebanon	24	0	0	0	24	0	2.0	0	0	50.0	0	0	10	0	0	2	8	0	1.3	0	0	70.0	0	0	28/09/2013
Libya	42	0	0	0	42	0	2.1	0	0	97.6	0	0	45	0	0	4	41	0	2.9	0	0	95.6	0	0	05/10/2013
Morocco	81	0	0	0	81	0	0.8	0	0	81.5	0	0	72	0	0	6	66	0	0.9	2	0	73.6	0	0	30/09/2013
Oman	31	0	0	0	31	0	3.9	0	0	100.0	0	0	15	0	0	0	15	0	2.5	0	0	100.0	0	0	07/10/2013
Pakistan	5036	58	6	0	4956	16	6.5	0	0	88.6	56 #	3 #	3343	39	2	341	2931	30	5.7	96	4	90.2	39	0	05/10/2013
Palestine	21	0	0	0	21	0	1.2	0	0	95.2	0	0	29	0	0	16	13	0	2.2	2	1	100.0	0	0	06/10/2013
Qatar	13	0	0	0	13	0	5.6	0	0	92.3	0	0	8	0	0	1	7	0	4.5	0	0	100.0	0	0	06/10/2013
Saudi Arabia	227	0	0	0	227	0	2.6	0	0	96.0	0	0	158	0	0	36	122	0	2.3	0	0	94.9	0	0	06/10/2013
Somalia	149	0	2	1	145	1	2.9	1	0	97.3	0	0	435	170	0	80	184	1	6.4	23	10	85.3	170	0	04/10/2013
Sudan	384	0	0	0	383	1	2.5	0	0	96.9	0	0	297	0	0	13	283	1	2.4	0	0	99.0	0	0	06/10/2013
South Sudan	326	0	0	0	325	1	4.0	0	0	94.2	0	0	267	3	0	47	217	0	4.1	11	1	92.9	3	0	04/10/2013
Syria	109	0	0	0	109	1	1.1	0	0	84.4	0	0	69	0	0	12	57	0	1.1	2	0	75.4	0	0	03/10/2013
Tunisia	61	0	0	0	61	0	2.4	0	0	78.7	0	0	28	0	0	2	26	0	1.4	1	0	82.1	0	0	04/10/2013
U.A.E	40	0	0	0	40	0	4.0	0	0	100.0	0	0	26	0	0	2	24	0	3.4	0	0	100.0	0	0	06/10/2013
Yemen	475	0	0	0	471	4	4.0	0	0	93.3	0	0	444	0	0	86	358	0	4.8	5	1	90.8	0	0	06/10/2013
EMR	11121	95	15	1	10973	40	4.5	1	0	90.5	93	3	8341	218	2	995	7090	36	4.4	166	24	91.0	218	0	
2011	11742	278	45	0	11395	24	4.8	0	0	90.0	276	2													

* Confirmed polio cases refer to wild isolation from AFP cases or from contacts of negative index AFP cases

** Non-polio AFP per 100,000 children <15 years

*** Adequate here refers to two stool specimens collected at least 24 hours apart, within 14 days of paralysis onset

**** AFP cases co infected with P1 and P3 are counted separately as wild isolates

In 2012, 1 AFP case in Pakistan had co infection P1 & P3 from 2 contacts P1 & P3



Table 4: Investigation of contacts of AFP cases with paralysis onset in 2013 up to Week (40/13) / Ending on : (06/10/2013)

Country	No. of AFP cases	No. of eligible AFP cases for contact sampling*	% of eligible AFP cases with contact samplings	% of eligible AFP cases with 3+ contacts	Total number of Contacts* *	% of contacts under 5 years	% of contacts with specimens collected within 7 days of notification of index	% Contact specimens in lab within 3 days of collection	% Contact specimens positive for NPEV	% Contact specimens positive for Sabin like virus	No. of contacts positive for wild virus	% of wild polio virus isolation from contacts	No. of Contacts positive for VDPVs	No. of -ve index AFP cases identified positive by contact	No. of district identified infected from contacts
Afghanistan	1471	85	87.1	87.1	643	95.2	78.7	19.8	24.6	5.4	0	0.0		0	0
Bahrain	5	1	0.0	0.0	0						0			0	0
Djibouti	5	3	0.0	0.0	0						0			0	0
Egypt	767	85	68.2	67.1	312	76.0	62.5	98.2	14.9	2.5	0	0.0		0	0
Iran	496	24	100.0	95.8	106	65.1	47.2	69.8	2.8	2.8	0	0.0		0	0
Iraq	310	48	68.8	54.2	145	60.7	15.2	73.7	11.3	0.0	0	0.0		0	0
Jordan	18	2	0.0	0.0	0						0			0	0
Kuwait	23	2	100.0	100.0	67	46.3	83.6	100.0	7.5	0.0	0	0.0		0	0
Lebanon	10	3	0.0	0.0	0						0			0	0
Libya	45	2	0.0	0.0	0						0			0	0
Morocco	72	19	36.8	31.6	34	38.2	5.9	24.1	3.4	10.3	0	0.0		0	0
Oman	15	0			44	86.4	18.2	100.0	15.9	6.8	0	0.0		0	0
Pakistan	3343	328	82.3	78.0	957	88.5	61.7	73.2	28.4	5.8	0	0.0		0	0
Palestine	29	0			0						0			0	0
Qatar	8	0			0						0			0	0
Saudi Arabia	158	8	62.5	62.5	17	29.4	41.2	0.0	0.0	0.0	0	0.0		0	0
Somalia	435	64	70.3	68.8	1552	84.9	91.2	27.9	10.2	7.6	279	26.4	1	42	12
Sudan	297	3	66.7	66.7	204	84.3	57.8	45.3	10.6	2.9	0	0.0	1	0	0
South Sudan	267	19	89.5	78.9	763	84.9	91.5	2.4	18.9	2.6	0	0.0		0	0
Syria	69	17	23.5	11.8	13	15.4	23.1	100.0	10.0	0.0	0	0.0		0	0
Tunisia	28	5	20.0	0.0	7	28.6	42.9	83.3	0.0	0.0	0	0.0		0	0
U.A.E.	26	0			0						0			0	0
Yemen	444	41	70.7	63.4	618	63.3	72.3	10.9	16.5	7.1	0	0.0		0	0
Grand Total 2013	8341	759	75.2	70.9	5482	81.6	75.2	39.2	17.7	5.3	279	6.1	2	42	12
Grand Total 2012	11121	1062	83.6	79.2	5769	82.8	70.4	45.1	18.6	3.3	10	0.2	11	7	4

* Eligible refers to AFP cases with inadequate stool specimens

** Total number of contacts from eligible AFP cases and from other AFP cases as per with country criteria for contact sampling

Last wild contacts in EMRO, 01/01/2012- 06/10/2013

Year	Country	Data Count of wild contacts	Date of Most Recent stool collection
2012	Afghanistan	3	10/11/2012
	Pakistan	7	08/10/2012
2012 Total		10	10/11/2012
2013	SOM	279	24/08/2013
2013 Total		279	24/08/2013

Number and distribution by district of -ve index AFP cases identified as wild positive by contact in EMR, 2013

COUNTRY	PROVINCE	DISTRICT	p1 Count	First case	Last case
SOM	BAY	BAIDOA	2	16/06/2013	19/08/2013
		BURHAKABA	3	26/04/2013	07/08/2013
		DINSOR	4	01/07/2013	16/07/2013
	LOWER JUBA	AFMADOW / HAGAR	1	08/08/2013	08/08/2013
		BADADE	1	04/08/2013	04/08/2013
		JAMAAME EAST	2	26/05/2013	24/07/2013
		KISMAYO	3	17/05/2013	10/07/2013
		JILIB WEST	1	28/06/2013	28/06/2013
	MIDDLE JUBA	JILIB EAST	1	02/08/2013	02/08/2013
	HIRAN	MAHAS	1	27/07/2013	27/07/2013
	MIDDLE SHABELLE	LOWHAR	2	10/06/2013	23/07/2013
		ADEN YABAL	1	27/06/2013	27/06/2013
	BANADIR	HODAN	4	17/04/2013	14/07/2013
		DHARKENLEY	4	04/05/2013	01/07/2013
		HELIWA	1	10/06/2013	10/06/2013
		HAMAR JABJAB	2	27/04/2013	08/06/2013
		MEDINA	2	28/05/2013	04/06/2013
		WASERI	1	25/05/2013	25/05/2013
		ABDUL AZIZ	1	19/05/2013	19/05/2013
		DAYNILE	1	13/05/2013	13/05/2013
	GEDO	BELET HAWA	1	28/06/2013	28/06/2013
	BAKOOL	EL BARDE	1	12/06/2013	12/06/2013
	LOWER SHABELLE	WANLEWEYNE	1	08/06/2013	08/06/2013
		BRAVA	1	17/05/2013	17/05/2013
SOM Total			45	17/05/2013	19/08/2013



Table 5: Laboratory investigation of AFP cases with paralysis onset in 2013 up to Week (40/13) / Ending on : (06/10/2013)

Country	Polio laboratories Sequencing performed by CDC and RIVM laboratories	AFP cases with specimens	Preliminary virus isolation results of AFP cases						Poliovirus intratypic differentiation results #										Indicators				Latest report Date			
			Referred for ITD		NPEV only	Negative	Pending		Type 1			Type 2			Type 3			Discordant pending sequence	NPEV by PCR	Non-EV	Pending ITD	% specimens positive for NPEV*		% AFP cases with culture results within 14 days	% AFP cases with ITD results within 7 days	% AFP cases with ITD results within 45 days of onset**
			L20B+	L20B+NPEV			received < / = 14 days	received > 14 days ago	Wild	Sabin	VDPV	Wild	Sabin	VDPV	Wild	Sabin	VDPV									
Afghanistan	RRL Pakistan	1442	78	10	272	1011	72		6	45			20	3	35			2				18%	100%	100%	98%	04/10/2013
Bahrain	PNL Oman	4				4																0%	100%		75%	15/09/2013
Djibouti	NPL Kenya	5					1	4																		30/09/2013
Egypt**	RRL Egypt	751	13	5	84	612	36	1		8					4		5	4				11%	98%	94%	99%	03/10/2013
Iran	NPL Iran	498	15		6	457	17	3		7			4	1	3				2			2%	100%	100%	99%	05/10/2013
Iraq	RRL Egypt	305	7		25	235	16	22		8			2		10				1			10%	99%	100%	100%	06/10/2013
Jordan	RRL Tunisia	19			1	17	1															5%	100%			06/10/2013
Kuwait	RRL Kuwait	25			1	22		2														6%	87%		100%	22/09/2013
Lebanon	RRL Egypt	12				12																5%	92%		92%	03/10/2013
Libya	RRL Tunisia	45	1		6	33		5		1					1							14%	97%	100%	100%	20/09/2013
Morocco	RRL Tunisia	65			7	54	2	1														10%	90%	0%	95%	05/10/2013
Oman	NPL Oman	15			4	11																32%	100%		100%	15/09/2013
Pakistan	RRL Pakistan	3414	204	19	707	2307	178		39	74			31	29	61		7	5	1			20%	100%	97%	98%	04/10/2013
Palestine & UNRWA		29			3	20	1	4														13%	15%		80%	06/10/2013
Qatar	NPL Oman	8			1	7																13%	100%		100%	15/09/2013
Saudi Arabia	NPL Oman	160	1			149	9	1		2					3							0%	100%	100%	67%	07/10/2013
Somalia	NPL Kenya	434	155	2	40	189	8	58	128	14			7		16							11%	3%		78%	04/10/2013
Sudan	RRL Egypt	298	5		40	240	7	6					3		6							13%	98%	100%	100%	06/10/2013
South Sudan	NPL Kenya	267	10		55	167		36	3	4			1		2							24%	0%		82%	04/10/2013
Syria	RRL Tunisia	58	1		3	49	2	3					1									5%	96%	100%	100%	03/10/2013
Tunisia	RRL Tunisia	27	1			25		1		1												0%	100%	100%	96%	20/09/2013
U.A.E	NPL Oman	21	1		1	19				1					1							5%	100%	100%	100%	15/09/2013
Yemen	RRL Egypt	431	32		44	306	23	26		9			7		15		3	1	3			14%	95%	100%	90%	03/10/2013
Total EMR 2013		8333	524	36	1300	5946	373	173	176	174			76	33	157		13	11	10			15%	91%	98%	96%	
Total EMR 2012		11005	574	60	1999	8364		6	86	210			115	32	2	242	4	6	24	14		18%	94%	99%	97%	

* Specimens from all sources including non-AFP cases, excluding environmental samples

** This indicator reflects surveillance and laboratory activities

*** Environmental surveillance initiated in Egypt in September 2000 showed the following:

Result	2010	2011	2012	2013
Negative	416	448	401	313
Pending				47
Wild	1		2	
VDPVP2			7	3
VDPVP1			1	
Total	417	448	411	363

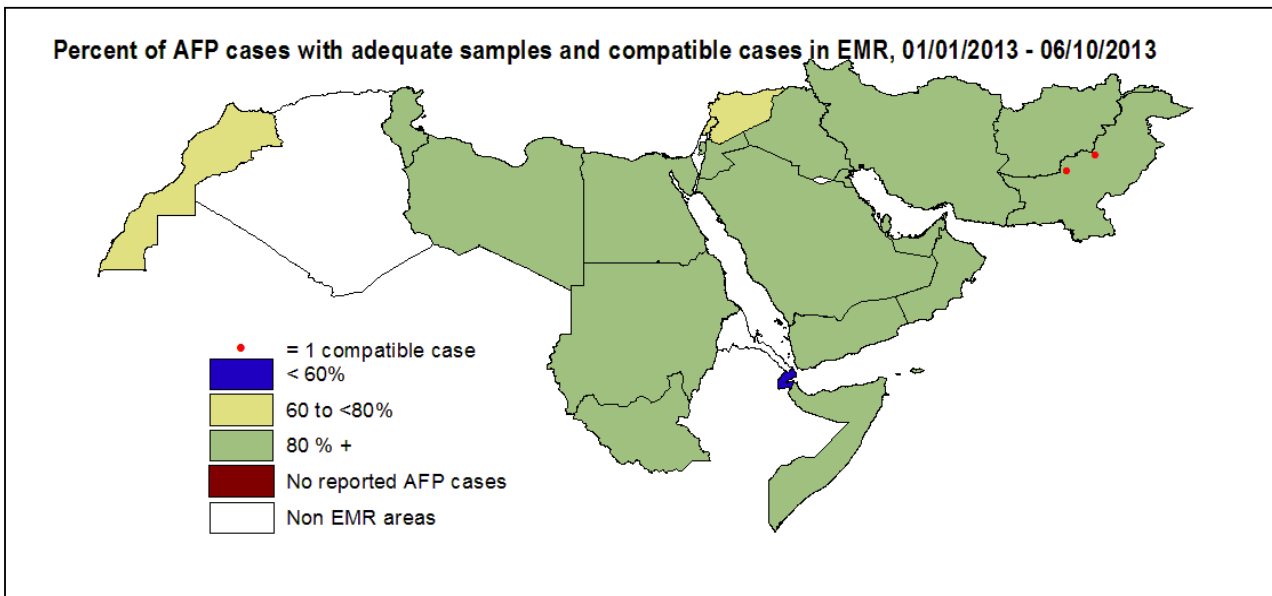
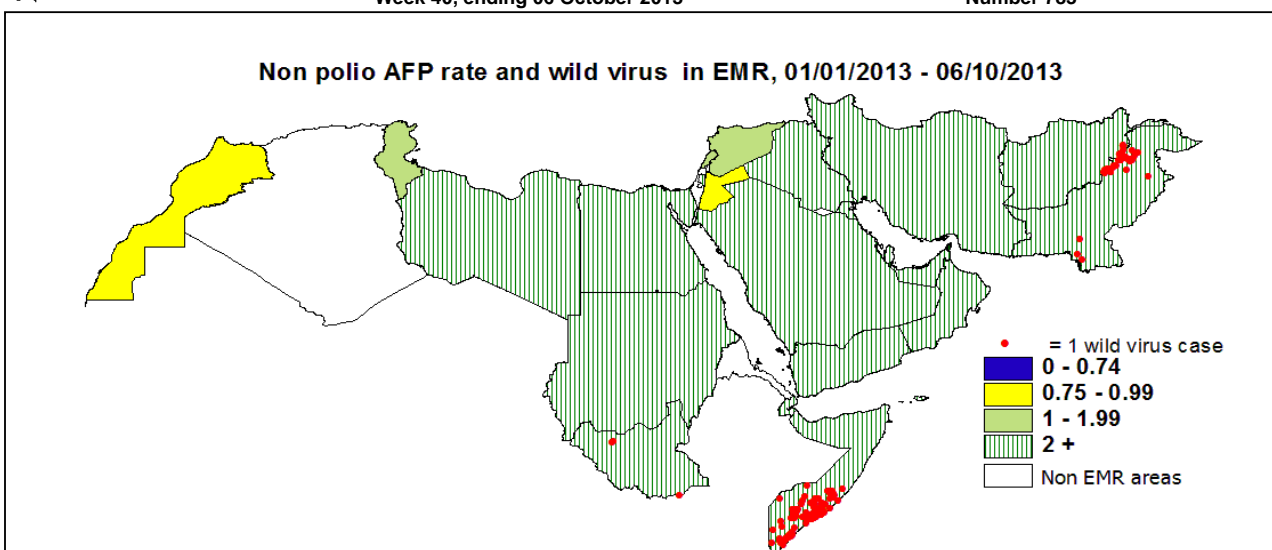
YEAR	Province	Site	Count	First date	Last Date
2013	VDPVP2	CAIRO	1	08/01/2013	08/01/2013
		FAYOUM	1	14/04/2013	14/04/2013
		MINYA	1	04/03/2013	04/03/2013
VDPVP2 Total			3	08/01/2013	14/04/2013

**** 3 Environmental specimens taken in West Bank, Palestine were positive for wild polio virus P1. 2 of them were taken from site in West Bank that drains sewage from both Israel and Palestine
Isolation of 1 wild polio virus P1 from environmental specimen collected 20 August 2013 from Gaza, Palestine

****Environmental surveillance initiated in Pakistan in August 2009 showed the following:

Status	2009	2010	2011	2012	2013
Negative	27	77	68	150	193
pending					11
Wild	18	79	136	89	36
Grand Total	45	156	204	239	240

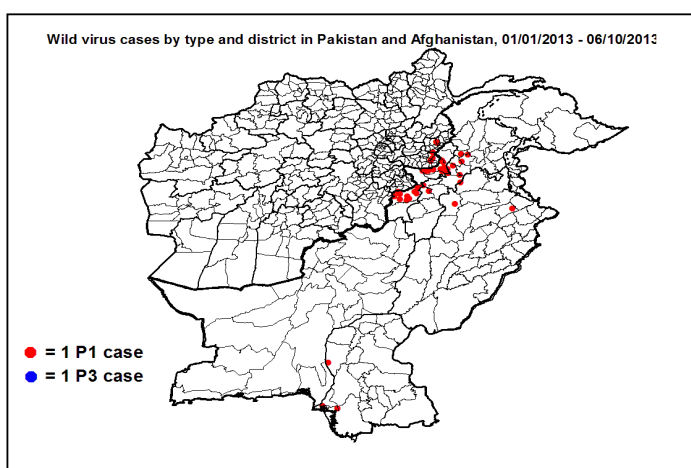
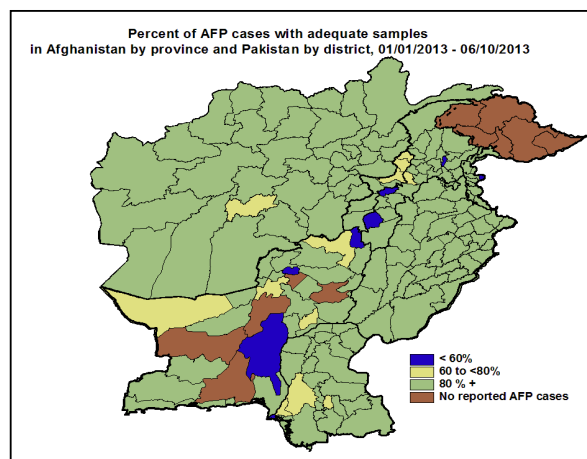
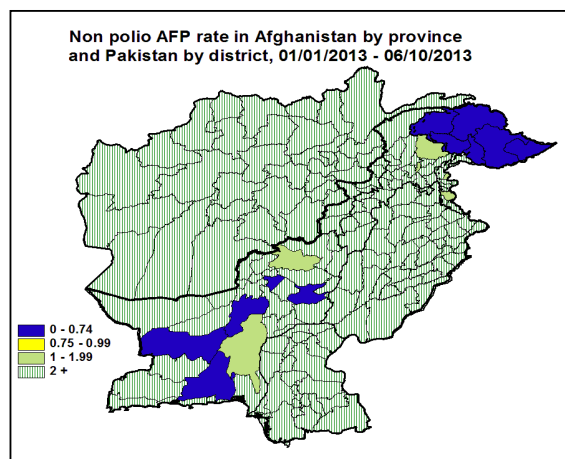
Year	SITEDIST	SITENAME	Count	Wild	First date	Last date
2013	KHI.GADAP TOWN	COMPOSITE SAMPLE	4	1	11/04/2013	13/08/2013
		SOHRAB GOTH	3	29/01/2013	19/08/2013	
	KHI.GULSHAN-E-IQBAL TOWN	RASHID MINHAS RD LAY	2	22/07/2013	26/08/2013	
		LARA MA	5	24/01/2013	24/08/2013	
	RAWALPINDI	SHAHEEN TOWN	9	11/01/2013	10/09/2013	
QUETTA	SAFDAR ABAD	3	25/03/2013	24/08/2013		
	SUR.PUL	1	20/02/2013	20/02/2013		
	MULTAN	KOTLA ABDUL FATAH	1	28/08/2013	28/08/2013	
	HYDERABAD	TULSIDAS PUMPING STATION	7	10/01/2013	12/08/2013	
FAISALABAD	FAISALABAD COMPOSITE SITE	1	03/01/2013	03/01/2013		
	2013 Total		36	03/01/2013	10/09/2013	



Wild polio cases by country and date of onset of paralysis in EMR, 2012-2013

Year	COUNTRY	P1			P3			P1P3			Total Count	First Case	Last Case
		Count	First Case	Last Case	Count	First Case	Last Case	Count	First Case	Last Case			
2012	AFG	37	01/01/2012	20/12/2012							37	01/01/2012	20/12/2012
	PAK	55	01/01/2012	30/11/2012	2	19/02/2012	18/04/2012	1	04/01/2012	04/01/2012	58	01/01/2012	30/11/2012
2012 Total		92	01/01/2012	20/12/2012	2	19/02/2012	18/04/2012	1	04/01/2012	04/01/2012	95	01/01/2012	20/12/2012
2013	AFG	6	31/01/2013	27/08/2013							6	31/01/2013	27/08/2013
	PAK	39	14/01/2013	10/09/2013							39	14/01/2013	10/09/2013
	SOM	170	17/04/2013	27/08/2013							170	17/04/2013	27/08/2013
	SSU	3	15/08/2013	24/08/2013							*3	15/08/2013	24/08/2013
2013 Total		218	14/01/2013	10/09/2013							218	14/01/2013	10/09/2013

* 3 NSL type 1 by ITD results were reported from South Sudan. Cases were referred for sequencing in CDC. Awaiting final results.



Wild Polio cases by district and date of onset of paralysis, Afghanistan 2013

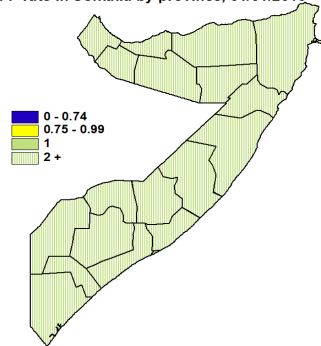
PROVINCE	DISTRICT	Count	First case	Last case
KUNAR	WATAPUR	2	23/07/2013	27/08/2013
	KHASKUNAR	1	28/03/2013	28/03/2013
NANGARHAR	BATIKOT	1	08/08/2013	08/08/2013
	SHINWAR	1	06/06/2013	06/06/2013
	LALPUR	1	31/01/2013	31/01/2013
Grand Total		6	31/01/2013	27/08/2013

Wild Polio cases by district and date of onset of paralysis, Pakistan 2013

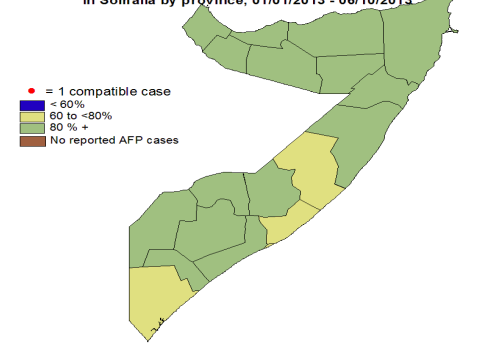
PROVINCE	DISTRICT	Count	First case	Last case
FATA	KHYBER	12	24/04/2013	10/09/2013
	WAZIR-N	11	24/05/2013	10/09/2013
	FR DIKHAN	1	26/08/2013	26/08/2013
	FR BANNU	3	03/05/2013	27/07/2013
KHYBER PAKHTOON	PESHAWAR	2	30/06/2013	31/08/2013
	KOHAT	1	19/08/2013	19/08/2013
	MARDAN	2	12/02/2013	22/04/2013
	MALAKAND	1	08/02/2013	08/02/2013
	BANNU	1	26/01/2013	26/01/2013
SINDH	KHIGADAP	1	09/07/2013	09/07/2013
	DADU	1	22/03/2013	22/03/2013
	KHIBINQASIM	1	14/01/2013	14/01/2013
PUNJAB	MBDIN	1	26/05/2013	26/05/2013
	MIANWALI	1	07/02/2013	07/02/2013
Grand Total		39	14/01/2013	10/09/2013



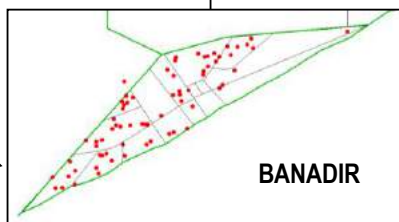
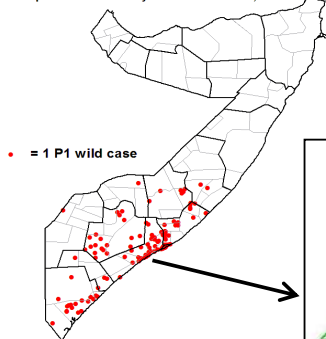
Non polio AFP rate in Somalia by province, 01/01/2013 - 06/10/2013



Percent of AFP cases with adequate samples and compatible cases in Somalia by province, 01/01/2013 - 06/10/2013



P1 wild polio virus cases by district in Somalia, 01/01/2013 - 06/10/2013



Wild Polio cases by district and date of onset of paralysis, Somalia 2013

PROVINCE	DISTRICT	Count	First case	Last case
BANADIR	ABDUL AZIZ	1	19/05/2013	19/05/2013
	DHARKENLEY	6	04/05/2013	19/07/2013
	DAYNILE	6	09/05/2013	11/07/2013
	HELIWA	8	05/05/2013	14/07/2013
	HODAN	13	17/04/2013	14/07/2013
	HAMAR JABJAB	3	18/04/2013	08/06/2013
	HAMARWEYNE	1	21/05/2013	21/05/2013
	HAWALWADAG	1	29/05/2013	29/05/2013
	KARAN	3	26/05/2013	09/06/2013
	MEDINA	8	12/05/2013	04/06/2013
	WABERI	3	20/05/2013	25/06/2013
	WARDIGLEY	7	13/05/2013	30/06/2013
	YAQSHID	9	21/05/2013	11/07/2013
	BAY	BAIDOA	4	10/06/2013
BURHAKABA		3	26/04/2013	07/08/2013
DINSOR		12	06/06/2013	18/08/2013
BAKOOL	EL BARDE	1	12/06/2013	12/06/2013
GALGADUD	EL BUR	1	14/07/2013	14/07/2013
	GALHARERI	1	30/07/2013	30/07/2013
GEDO	BELET HAWA	1	28/06/2013	28/06/2013
HIRAN	BULO BURTI	2	19/07/2013	02/08/2013
	MAHAS	4	12/06/2013	27/08/2013
LOWER JUBA	AFMADOW / HAGAR	2	14/07/2013	08/08/2013
	BADADE	1	04/08/2013	04/08/2013
	JILIB WEST	1	28/06/2013	28/06/2013
	JAMAAME EAST	2	26/05/2013	24/07/2013
	JAMAAME WEST	2	29/06/2013	05/07/2013
LOWER SHABELLE	KISMAYO	11	17/05/2013	10/08/2013
	AFGOI	10	12/05/2013	20/06/2013
	AWDHEEGLE	1	11/06/2013	11/06/2013
	BRAVA	1	17/05/2013	17/05/2013
	KURTUNWAAREY	3	03/06/2013	17/06/2013
	MARKA	10	30/05/2013	07/07/2013
	QORYOLEY	2	23/05/2013	08/07/2013
WANLEWEYNE	5	08/06/2013	18/07/2013	
MIDDLE JUBA	JILIB EAST	2	29/05/2013	02/08/2013
	SALAGLE	1	07/07/2013	07/07/2013
MIDDLE SHABELLE	BALAD	6	13/06/2013	07/08/2013
	ADALE	1	09/07/2013	09/07/2013
	JOWHAR	4	08/06/2013	14/08/2013
	MAHADAY	1	14/06/2013	14/06/2013
	RUNINGOD	1	23/07/2013	23/07/2013
	ADEN YABAL	5	24/05/2013	22/07/2013
Grand Total		170	17/04/2013	27/08/2013

After reviewing the classification of AFP cases in Somalia, total wild count is 170 P1 wild cases instead of 175 & Sabin Like is 29



**Circulating VDPV cases and date of onset of paralysis in EMR countries by districts
2012-2013**

Year	COUNTRY	PROVINCE	DISTRICT	cVDP2			cVDP3				
				Count	First Case	Last Case	Count	First Case	Last Case		
2012	AFG	KANDAHAR	MAYWAND	1	17/10/2012	17/10/2012					
			PANJWAYI	2	30/10/2012	20/12/2012					
			SPINBOLDAK	1	05/11/2012	05/11/2012					
		HILMAND	KAJAKI	1	02/12/2012	02/12/2012					
			WASHER	1	20/12/2012	20/12/2012					
			NAD-E-ALI	3	03/12/2012	21/12/2012					
			NAHR-E-SARAJ	1	15/11/2012	15/11/2012					
		NAWZAD	1	24/12/2012	24/12/2012						
		AFG Total				11	17/10/2012	24/12/2012			
		PAK	BALUCHISTAN	KABDULAH	15	30/08/2012	14/12/2012				
	SINDH		KHIGADAP	1	08/12/2012	08/12/2012					
	PAK Total				16	30/08/2012	14/12/2012				
	SOM	LOWER JUBA	KISMAYO	1	23/07/2012	23/07/2012					
	SOM Total				1	23/07/2012	23/07/2012				
YEM	HAJJAH	HARAD				1	24/08/2012	24/08/2012			
	ALHUDAIDAH	ALZUHRA				1	27/04/2012	27/04/2012			
YEM Total							2	27/04/2012	24/08/2012		
2012 Total				28	23/07/2012	24/12/2012	2	27/04/2012	24/08/2012		
2013	AFG	KANDAHAR	SHAHWALIKOT	1	13/03/2013	13/03/2013					
		HILMAND	NAD-E-ALI	2	22/01/2013	20/02/2013					
	AFG Total				3	22/01/2013	13/03/2013				
	PAK	BALUCHISTAN	JAFARABAD	1	11/01/2013	11/01/2013					
			MASTUNG	1	27/06/2013	27/06/2013					
		SINDH	KHIGADAP	4	21/02/2013	03/07/2013					
		FATA	MOHMAND	1	13/07/2013	13/07/2013					
	WAZIR-N		23	10/04/2013	12/09/2013						
	PAK Total				30	11/01/2013	12/09/2013				
	SOM	LOWER SHABELLE	AFGOI	1	09/01/2013	09/01/2013					
SOM Total				1	09/01/2013	09/01/2013					
2013 Total				34	09/01/2013	12/09/2013					

In 2012, 3 AFP cases in Afghanistan and 2 cases in Pakistan were identified as VDPVs by contacts

In 2013, 1 AFP case in Somalia was identified as VDPV by contact