



AFP SURVEILLANCE

14-Oct-13

Week 41, ending 13 October 2013

Number 784

Table 1: Acute Flaccid Paralysis (AFP) cases by week of onset

Country	Reported AFP cases by week of onset - Week (41/13) / Ending on : 13/10/13														
	Total AFP 2011	Total AFP 2012	Total AFP to date, 2013	W 30 28 Jul 13	W 31 04 Aug 13	W 32 11 Aug 13	W 33 18 Aug 13	W 34 25 Aug 13	W 35 01 Sep 13	W 36 08 Sep 13	W 37 15 Sep 13	W 38 22 Sep 13	W 39 29 Sep 13	W 40 06 Oct 13	W 41 13 Oct 13
Afghanistan	1831	1829	1501	35	33	30	40	37	36	46	29	45	34	26	1
Bahrain	10	19	5	0	0	0	0	0	1	0	0	0	0	0	0
Djibouti	6	6	5	0	1	0	0	0	0	1	1	1	0		
Egypt	1023	1022	774	12	8	8	11	20	10	24	14	16	20	13	1
Iran	603	689	512	9	12	11	10	11	10	17	9	19	15	4	0
Iraq	530	467	328	4	6	3	8	11	20	6	9	8	10	1	0
Jordan ****	30	34	18	0	0	0	0	0	1	0	0	0	0		
Kuwait	38	36	23	0	0	0	0	0	0	2	0	0	0	0	
Lebanon ****	22	24	10	0	1	0	0	1	0	0	0	0			
Libya	35	42	45	1	0	0	1	1	0	1	1	0	0		
Morocco	76	81	72	2	2	1	1	1	2	2	2	0	0		
Oman	39	31	15	0	1	1	0	1	0	0	0	0	0	0	
Pakistan	5762	5036	3416	79	84	89	114	112	91	95	88	74	46	9	
Palestine ****	17	21	29	0	0	1	1	1	1	5	1	2	0	0	
Qatar	6	13	8	0	0	0	1	0	0	0	0	0	0	0	
Saudi Arabia	213	227	160	3	5	1	6	6	3	2	5	8	2	0	
Somalia	172	148	449	15	9	21	14	10	9	11	21	11	4	1	
Sudan	362	384	297	8	7	4	6	6	4	11	6	3	6	0	
South Sudan	341	326	281	2	3	6	12	6	8	7	9	5	1	0	
Syria ****	168	109	76	3	1	1	1	2	2	1	5	4	2	3	
Tunisia	47	61	28	1	0	1	0	1	0	0	1	0	0		
U.A.E	25	40	26	0	0	0	1	0	0	0	0	2	0	0	0
Yemen	386	475	444	15	7	7	4	8	12	15	15	10	5	0	
<b>Total EMR</b>	<b>11742</b>	<b>11120</b>	<b>8522</b>	<b>189</b>	<b>180</b>	<b>185</b>	<b>231</b>	<b>235</b>	<b>210</b>	<b>246</b>	<b>216</b>	<b>208</b>	<b>145</b>	<b>57</b>	<b>2</b>

No data = No report received

Table 2: Confirmed polio cases by month of onset

Country	Total year 2011	Total year 2012	13/10		Confirmed polio cases by month of onset											
			2012	2013	November 2012	December 2012	January 2013	February 2013	March 2013	April 2013	May 2013	June 2013	July 2013	August 2013	September 2013	October 2013
Afghanistan	80	37	27	7	3	2	1	0	1	0	0	1	1	2	1	
Bahrain	0	0	0	0	0	0	0	0	0	0	0	0	0	0	0	
Djibouti	0	0	0	0	0	0	0	0	0	0	0	0	0	0	0	
Egypt	0	0	0	0	0	0	0	0	0	0	0	0	0	0	0	
Iran	0	0	0	0	0	0	0	0	0	0	0	0	0	0	0	
Iraq	0	0	0	0	0	0	0	0	0	0	0	0	0	0	0	
Jordan ****	0	0	0	0	0	0	0	0	0	0	0	0	0	0	0	
Kuwait	0	0	0	0	0	0	0	0	0	0	0	0	0	0	0	
Lebanon ****	0	0	0	0	0	0	0	0	0	0	0	0	0	0	0	
Libya	0	0	0	0	0	0	0	0	0	0	0	0	0	0	0	
Morocco	0	0	0	0	0	0	0	0	0	0	0	0	0	0	0	
Oman	0	0	0	0	0	0	0	0	0	0	0	0	0	0	0	
Pakistan	198	58	48	43	4	0	2	3	1	2	9	4	4	8	10	
Palestine ****	0	0	0	0	0	0	0	0	0	0						
Qatar	0	0	0	0	0	0	0	0	0	0	0	0	0	0	0	
Saudi Arabia	0	0	0	0	0	0	0	0	0	0	0	0				
Somalia	0	0	0	174	0	0	0	0	0	4	41	67	45	15	2	
Sudan	0	0	0	0	0	0	0	0	0	0	0	0	0	0	0	
South Sudan	0	0	0	3	0	0	0	0	0	0		0		3		
Syria ****	0	0	0	0	0	0	0	0	0	0	0	0	0	0	0	
Tunisia	0	0	0	0	0	0	0	0	0	0	0	0	0	0	0	
U.A.E	0	0	0	0	0	0	0	0	0	0	0	0	0	0	0	
Yemen	0	0	0	0	0	0	0	0	0	0	0	0	0	0	0	
<b>Total EMR</b>	<b>278</b>	<b>95</b>	<b>75</b>	<b>227</b>	<b>7</b>	<b>2</b>	<b>3</b>	<b>3</b>	<b>2</b>	<b>6</b>	<b>50</b>	<b>72</b>	<b>50</b>	<b>28</b>	<b>13</b>	<b>0</b>

\*\*\*\* UNRWA cases are included with those of country of residence



World Health Organization – Regional Office for Eastern Mediterranean

AFP SURVEILLANCE

14-Oct-13

Week 41, ending 13 October 2013

Number 784

Table 3: Investigation of AFP cases with paralysis onset in 2012 &amp; 2013 up to Week (41/13) / Ending on : (13/10/13)

COUNTRY	2012											2013											Latest line List Date		
	AFP									Specimen	Wild cases		AFP									Specimen		Wild cases	
	Total AFP cases onset 2012	Case classification					Non polio AFP rate **	AFP cases pending classification > 90 days from onset of paralysis	AFP cases pending classification and lab > 90 days from onset of paralysis		% with *** adequate specimens	Wild P1 Poliovirus	Wild P3 Poliovirus	Total AFP cases onset 2013	Case classification					Annualized Non polio AFP rate **	AFP cases pending classification > 90 days from onset of paralysis			AFP cases pending classification and lab > 90 days from onset of paralysis	% with *** adequate specimens
		Total Confirmed Polio Cases *	Polio Compatible	Pending Classification	Discarded (non polio AFP)	VDPV				Total Confirmed Polio Cases *					Polio Compatible	Pending Classification	Discarded (non polio AFP)	VDPV							
Afghanistan	1829	37	7	0	1774	11	9.4	0	0	92.3	37	0	1501	7	0	99	1392	3	10.0	0	0	94.1	7	0	13/10/2013
Bahrain	19	0	0	0	19	0	7.0	0	0	94.7	0	0	5	0	0	1	4	0	2.4	0	0	80.0	0	0	13/10/2013
Djibouti	6	0	0	0	6	0	2.0	0	0	66.7	0	0	5	0	0	5	0	0	2.2	1	1	40.0	0	0	30/09/2013
Egypt	1022	0	0	0	1021	1	3.2	0	0	91.6	0	0	774	0	0	59	715	0	3.0	2	0	92.4	0	0	10/10/2013
Iran	689	0	0	0	687	2	3.5	0	0	92.5	0	0	512	0	0	100	411	1	3.7	0	0	95.3	0	0	13/10/2013
Iraq	467	0	0	0	467	2	3.2	0	0	89.7	0	0	328	0	0	59	269	0	2.9	17	5	83.5	0	0	13/10/2013
Jordan	34	0	0	0	34	0	1.4	0	0	85.3	0	0	18	0	0	1	17	0	0.9	0	0	88.9	0	0	29/09/2013
Kuwait	36	0	0	0	36	0	4.7	0	0	86.1	0	0	23	0	0	1	22	0	3.9	0	0	91.3	0	0	06/10/2013
Lebanon	24	0	0	0	24	0	2.0	0	0	50.0	0	0	10	0	0	2	8	0	1.3	0	0	70.0	0	0	28/09/2013
Libya	42	0	0	0	42	0	2.1	0	0	97.6	0	0	45	0	0	4	41	0	2.8	0	0	95.6	0	0	05/10/2013
Morocco	81	0	0	0	81	0	0.8	0	0	81.5	0	0	72	0	0	6	66	0	0.9	2	0	73.6	0	0	30/09/2013
Oman	31	0	0	0	31	0	3.9	0	0	100.0	0	0	15	0	0	0	15	0	2.4	0	0	100.0	0	0	07/10/2013
Pakistan	5036	58	6	0	4956	16	6.5	0	0	88.6	56 #	3 #	3416	43	2	255	3081	35	5.6	105	4	90.0	43	0	12/10/2013
Palestine	21	0	0	0	21	0	1.2	0	0	95.2	0	0	29	0	0	13	16	0	2.2	0	0	100.0	0	0	10/10/2013
Qatar	13	0	0	0	13	0	5.6	0	0	92.3	0	0	8	0	0	1	7	0	4.4	0	0	100.0	0	0	06/10/2013
Saudi Arabia	227	0	0	0	227	0	2.6	0	0	96.0	0	0	160	0	0	36	124	0	2.3	0	0	95.0	0	0	09/10/2013
Somalia	148	0	2	0	145	1	2.9	0	0	98.0	0	0	449	174	0	90	184	1	6.4	24	10	85.5	174	0	11/10/2013
Sudan	384	0	0	0	383	1	2.5	0	0	96.9	0	0	297	0	0	13	283	1	2.4	0	0	99.0	0	0	06/10/2013
South Sudan	326	0	0	0	325	1	4.0	0	0	94.2	0	0	281	3	0	61	217	0	4.2	13	3	93.2	3	0	11/10/2013
Syria	109	0	0	0	109	1	1.1	0	0	84.4	0	0	76	0	0	19	57	0	1.2	2	0	73.7	0	0	03/10/2013
Tunisia	61	0	0	0	61	0	2.4	0	0	78.7	0	0	28	0	0	2	26	0	1.3	1	0	82.1	0	0	04/10/2013
U.A.E	40	0	0	0	40	0	4.0	0	0	100.0	0	0	26	0	0	2	24	0	3.3	0	0	100.0	0	0	13/10/2013
Yemen	475	0	0	0	471	4	4.0	0	0	93.3	0	0	444	0	0	86	358	0	4.7	21	17	90.8	0	0	06/10/2013
EMR	11120	95	15	0	10973	40	4.5	0	0	90.6	93	3	8522	227	2	915	7337	41	4.4	188	40	91.1	227	0	
2011	11742	278	45	0	11395	24	4.8	0	0	90.0	276	2													

\* Confirmed polio cases refer to wild isolation from AFP cases or from contacts of negative index AFP cases

\*\* Non-polio AFP per 100,000 children &lt;15 years

\*\*\* Adequate here refers to two stool specimens collected at least 24 hours apart, within 14 days of paralysis onset

\*\*\*\* AFP cases co infected with P1 and P3 are counted separately as wild isolates

# In 2012, 1 AFP case in Pakistan had co infection P1 &amp; P3 from 2 contacts P1 &amp; P3



Table 4: Investigation of contacts of AFP cases with paralysis onset in 2013 up to Week (41/13) / Ending on : (13/10/2013)

Country	No. of AFP cases	No. of eligible AFP cases for contact sampling*	% of eligible AFP cases with contact samplings	% of eligible AFP cases with 3+ contacts	Total number of Contacts**	% of contacts under 5 years	% of contacts with specimens collected within 7 days of notification of index	% Contact specimens in lab within 3 days of collection	% Contact specimens positive for NPEV	% Contact specimens positive for Sabin like virus	No. of contacts positive for wild virus	% of wild polio virus isolation from contacts	No. of Contacts positive for VDPVs	No. of -ve index AFP cases identified positive by contact	No. of district infected from contacts
Afghanistan	1501	88	86.4	86.4	659	94.8	79.2	19.3	24.6	5.4	0	0.0		0	0
Bahrain	5	1	0.0	0.0	0						0			0	0
Djibouti	5	3	0.0	0.0	0						0			0	0
Egypt	774	70	85.7	84.3	318	75.2	62.3	98.4	15.1	2.3	0	0.0		0	0
Iran	512	24	100.0	95.8	118	67.8	50.0	72.9	2.5	3.4	0	0.0		0	0
Iraq	328	54	61.1	48.1	145	60.7	15.2	73.7	11.3	0.0	0	0.0		0	0
Jordan	18	2	0.0	0.0	0						0			0	0
Kuwait	23	2	100.0	100.0	67	46.3	83.6	100.0	7.5	0.0	0	0.0		0	0
Lebanon	10	3	0.0	0.0	0						0			0	0
Libya	45	2	0.0	0.0	0						0			0	0
Morocco	72	19	36.8	31.6	34	38.2	5.9	24.1	3.4	10.3	0	0.0		0	0
Oman	15	0			44	86.4	18.2	100.0	15.9	6.8	0	0.0		0	0
Pakistan	3416	342	81.3	77.2	990	88.4	61.6	73.2	28.7	5.5	0	0.0		0	0
Palestine	29	0			0						0			0	0
Qatar	8	0			0						0			0	0
Saudi Arabia	160	8	100.0	100.0	26	26.9	38.5	33.3	0.0	0.0	0	0.0		0	0
Somalia	449	65	72.3	70.8	1597	84.6	91.0	27.7	10.2	7.5	285	26.9	1	44	13
Sudan	297	3	66.7	66.7	204	84.3	57.8	45.3	10.6	2.9	0	0.0	1	0	0
South Sudan	281	19	89.5	78.9	805	85.3	91.3	2.4	18.9	2.6	0	0.0		0	0
Syria	76	20	20.0	10.0	16	25.0	18.8	100.0	7.7	0.0	0	0.0		0	0
Tunisia	28	5	20.0	0.0	7	28.6	42.9	83.3	0.0	0.0	0	0.0		0	0
U.A.E.	26	0			0						0			0	0
Yemen	444	41	70.7	63.4	618	63.3	72.3	10.9	16.5	7.1	0	0.0		0	0
Grand Total 2013	8522	771	76.3	72.0	5648	81.5	75.2	39.9	17.8	5.2	285	6.1	2	44	13
Grand Total 2012	11120	1061	83.6	79.2	5766	82.8	70.3	45.1	18.6	3.3	10	0.2	11	7	4

\* Eligible refers to AFP cases with inadequate stool specimens

\*\* Total number of contacts from eligible AFP cases and from other AFP cases as per with country criteria for contact sampling

## Last wild contacts in EMRO, 01/01/2012- 13/10/2013

Year	Country	Data	Date of Most Recent stool collection
		Count of wild contacts	
2012	Afghanistan	3	10/11/2012
	Pakistan	7	08/10/2012
2012 Total		10	10/11/2012
2013	SOM	285	17/09/2013
2013 Total		285	17/09/2013

## Number and distribution by district of -ve index AFP cases identified as wild positive by contact in EMR, 2013

COUNTRY	PROVINCE	DISTRICT	P1 count	First case	Last case
SOM	LOWER JUBA	AFMADOW / HAGAR	2	08/08/2013	14/09/2013
		BADADE	1	04/08/2013	04/08/2013
		JAMAAME EAST	2	26/05/2013	24/07/2013
		KISMAYO	3	17/05/2013	10/07/2013
	MIDDLE JUBA	JILIB WEST	1	28/06/2013	28/06/2013
		BUAALE	1	25/08/2013	25/08/2013
		JILIB EAST	1	02/08/2013	02/08/2013
		BAIDOA	2	16/06/2013	19/08/2013
	BAY	BURHAKABA	3	26/04/2013	07/08/2013
		DINSOR	4	01/07/2013	16/07/2013
		MAHAS	1	27/07/2013	27/07/2013
		JOWHAR	2	10/06/2013	23/07/2013
	MIDDLE SHABELLE	AJEN YABAL	1	27/06/2013	27/06/2013
		HODAN	4	17/04/2013	14/07/2013
		DHARKENLEY	4	04/05/2013	01/07/2013
		HELIWA	1	10/06/2013	10/06/2013
	HIRAN	HAMAR JABJAB	2	27/04/2013	08/06/2013
		MEDINA	2	28/05/2013	04/06/2013
		WABERI	1	25/05/2013	25/05/2013
		ABDULAZIZ	1	19/05/2013	19/05/2013
GEDO	DAYNILE	1	13/05/2013	13/05/2013	
	BELET HAWA	1	28/06/2013	28/06/2013	
	EL BARDE	1	12/06/2013	12/06/2013	
	WANLEWEYNE	1	08/06/2013	08/06/2013	
BAKOOL	BRAVA	1	17/05/2013	17/05/2013	
	LOWER SHABELLE	1	17/04/2013	14/09/2013	
SOM Total			44	17/04/2013	14/09/2013



Table 5: Laboratory investigation of AFP cases with paralysis onset in 2013 up to Week (41/13) / Ending on : (13/10/2013)

Country	Polio laboratories Sequencing performed by CDC and RIVM laboratories	AFP cases with specimens	Preliminary virus isolation results of AFP cases						Poliovirus intratypic differentiation results #									Indicators				Latest report Date				
			Referred for ITD		NPEV only	Negative	Pending		Type 1			Type 2			Type 3			% specimens positive for NPEV*	% AFP cases with culture results within 14 days	% AFP cases with ITD results within 7 days	% AFP cases with ITD results within 45 days of onset**					
			L20B+	L20B+NPEV			received < / = 14 days	received > 14 days ago	Wild	Sabin	VDPV	Wild	Sabin	VDPV	Wild	Sabin	VDPV						Discordant pending sequence	NPEV by PCR	Non-EV	Pending ITD
Afghanistan	RRL Pakistan	1482	77	11	283	1035	76		7	45			20	3	35		1				18%	100%	100%	98%	11/10/2013	
Bahrain	PNL Oman	4				4															0%	100%		75%	15/09/2013	
Djibouti	NPL Kenya	5						5																	30/09/2013	
Egypt**	RRL Egypt	767	13	5	85	617	35	12		8					4		5	4			11%	98%	94%	99%	10/10/2013	
Iran	NPL Iran	509	15		6	474	12	2		7			4	1	3			2			1%	100%	100%	99%	12/10/2013	
Iraq	RRL Egypt	305	7		25	235	5	33		8			2		10		1				10%	99%	100%	100%	06/10/2013	
Jordan	RRL Tunisia	22			2	17	3														7%	100%			13/10/2013	
Kuwait	RRL Kuwait	25			1	22		2													6%	87%		100%	22/09/2013	
Lebanon	RRL Egypt	13				12	1														5%	92%		92%	10/10/2013	
Libya	RRL Tunisia	46	1		6	38	1			1					1						12%	98%	100%	100%	11/10/2013	
Morocco	RRL Tunisia	68			7	54	5	1													11%	90%	0%	95%	11/10/2013	
Oman	NPL Oman	15			4	11															32%	100%		100%	15/09/2013	
Pakistan	RRL Pakistan	3540	207	20	738	2383	192		43	74			32	34	62		1	5	1		20%	100%	97%	98%	11/10/2013	
Palestine & UNRWA		29			4	22		2													15%	13%		80%	10/10/2013	
Qatar	NPL Oman	8			1	7															13%	100%		100%	15/09/2013	
Saudi Arabia	NPL Oman	160	1			149	2	8		2					3						0%	100%	100%	67%	07/10/2013	
Somalia	NPL Kenya	448	157	2	40	189	5	73	130	14			7		16						11%	3%		78%	11/10/2013	
Sudan	RRL Egypt	298	5		40	240	6	7					3		6						13%	98%	100%	100%	06/10/2013	
South Sudan	NPL Kenya	281	10		55	167		50	3	4			1		2						24%	0%		82%	11/10/2013	
Syria	RRL Tunisia	58	1		3	49		5					1								5%	96%	100%	100%	03/10/2013	
Tunisia	RRL Tunisia	28	1			26	1			1											0%	100%	100%	96%	11/10/2013	
U.A.E	NPL Oman	21	1		1	19				1					1						5%	100%	100%	100%	15/09/2013	
Yemen	RRL Egypt	441	34		53	321	15	18		9			8		15		3	2	3		15%	95%	100%	90%	10/10/2013	
Total EMR 2013		8573	530	38	1354	6091	359	218	183	174			78	38	158		6	12	10		16%	91%	98%	96%		
Total EMR 2012		11004	574	60	1999	8364		5	86	210			115	32	2	242	4	6	24	14		16%	94%	99%	97%	

\* Specimens from all sources including non-AFP cases, excluding environmental samples

\*\* This indicator reflects surveillance and laboratory activities

\*\*\* Environmental surveillance initiated in Egypt in September 2000 showed the following:

Result	2010	2011	2012	2013
Negative	416	448	401	323
Pending				46
Wild	1		2	
VDPVP2			7	3
VDPVP1			1	
Total	417	448	411	372

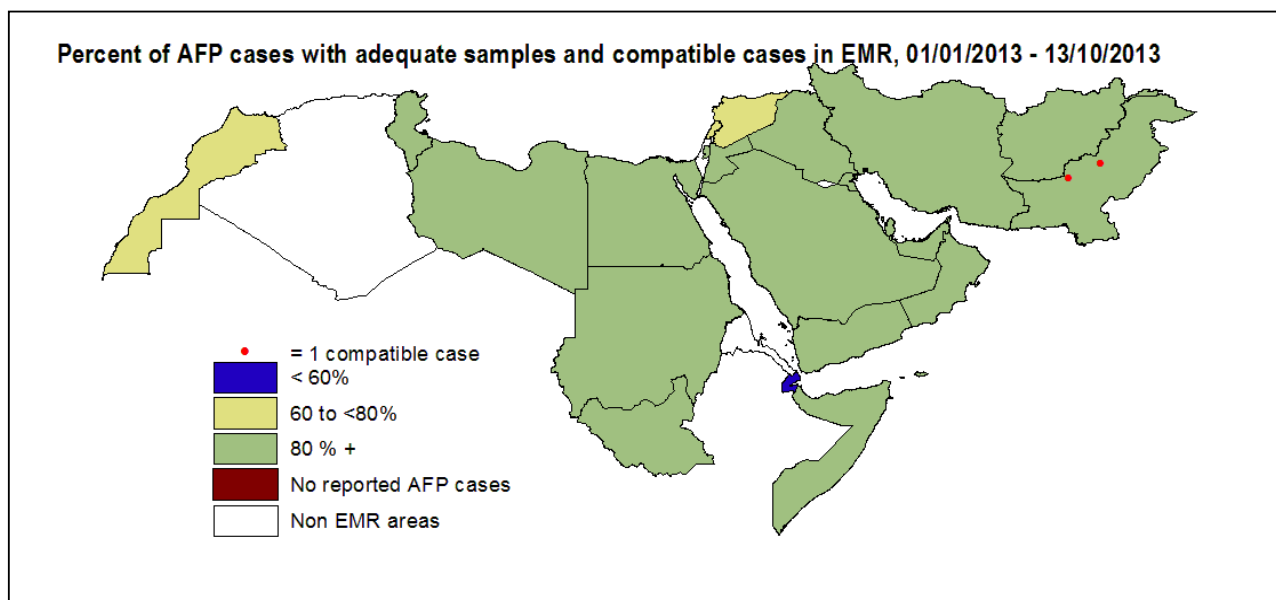
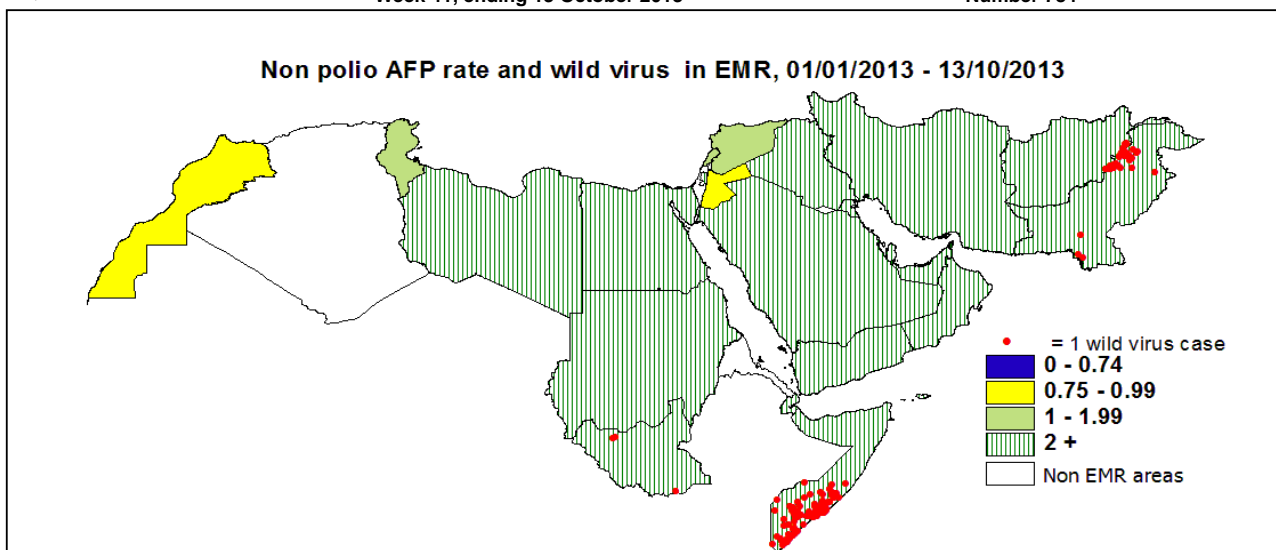
YEAR	Province	Site	Count	First date	Last Date
2013	VDPVP2	CAIRO	AL HAGGANA 2	1	08/01/2013 08/01/2013
		FAYOUM	FAYOUM CITY	1	14/04/2013 14/04/2013
		MINYA	AQRQAS	1	04/03/2013 04/03/2013
		VDPVP2 Total		3	08/01/2013 14/04/2013

\*\*\*\*Environmental surveillance initiated in Pakistan in August 2009 showed the following:

Status	2009	2010	2011	2012	2013
Negative	27	77	68	150	197
pending					10
Wild	18	79	136	89	40
Grand Total	45	156	204	239	247

Year	SITEDIST	SITENAME	Count	Wild	First date	Last date
2013	KHI.GADAP TOWN	COMPOSITE SAMPLE	4		11/04/2013	13/08/2013
		SOHRAB GOTH	4		29/01/2013	23/09/2013
		KHI.GULSHAN-E-IQ	2		22/07/2013	26/08/2013
		PESHAWAR	6		24/01/2013	24/09/2013
		LARA MA SHAHEEN TOWN	9		11/01/2013	10/09/2013
		SAFDAR ABAD	4		25/03/2013	24/09/2013
		SUR PUL	1		20/02/2013	20/02/2013
		ALI TOWN	1		18/09/2013	18/09/2013
		KOTLA ABDUL FATAH	1		28/08/2013	28/08/2013
		TULSIDAS PUMPING STATION	7		10/01/2013	12/08/2013
FAISALABAD	1	FAISALABAD COMPOSITE SITE	1		03/01/2013 03/01/2013	
2013 Total			40		03/01/2013 24/09/2013	

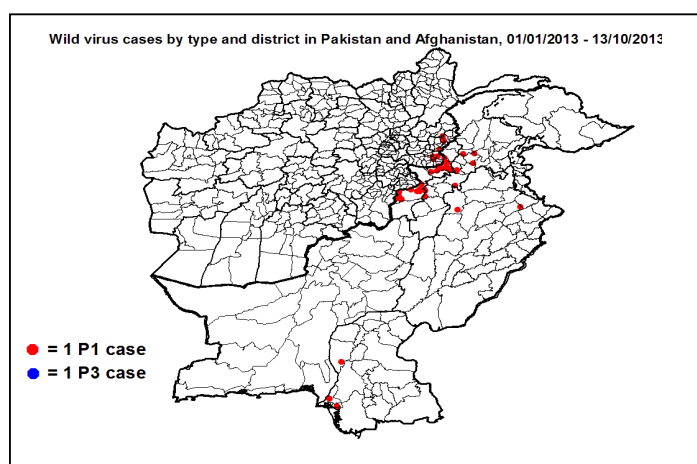
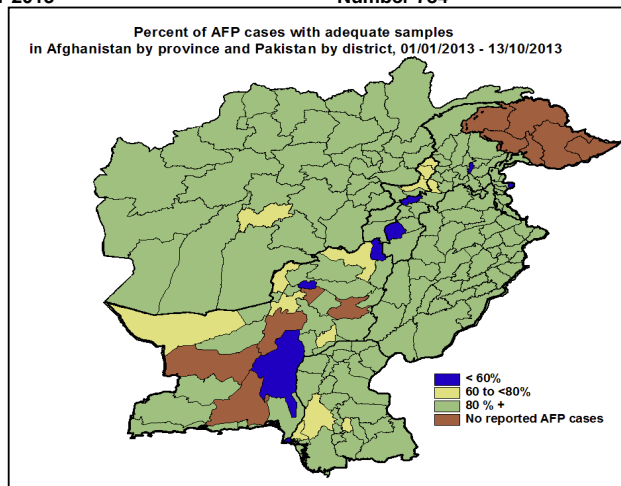
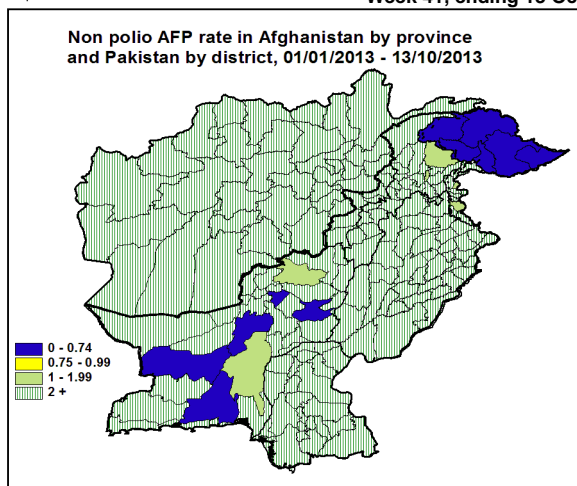
\*\*\*\*\* 3 Environmental specimens taken in West Bank, Palestine were positive for wild polio virus P1. 2 of them were taken from site in West Bank that drains sewage from both Israel and Palestine  
Isolation of 1 wild polio virus P1 from environmental specimen collected 20 August 2013 from Gaza, Palestine



**Wild polio cases by country and date of onset of paralysis in EMR, 2012-2013**

Year	COUNTRY	P1			P3			P1P3			Total Count	First Case	Last Case
		Count	First Case	Last Case	Count	First Case	Last Case	Count	First Case	Last Case			
2012	AFG	37	01/01/2012	20/12/2012							37	01/01/2012	20/12/2012
	PAK	55	01/01/2012	30/11/2012	2	19/02/2012	18/04/2012	1	04/01/2012	04/01/2012	58	01/01/2012	30/11/2012
<b>2012 Total</b>		<b>92</b>	<b>01/01/2012</b>	<b>20/12/2012</b>	<b>2</b>	<b>19/02/2012</b>	<b>18/04/2012</b>	<b>1</b>	<b>04/01/2012</b>	<b>04/01/2012</b>	<b>95</b>	<b>01/01/2012</b>	<b>20/12/2012</b>
2013	AFG	7	31/01/2013	15/09/2013							7	31/01/2013	15/09/2013
	PAK	43	14/01/2013	26/09/2013							43	14/01/2013	26/09/2013
	SOM	174	17/04/2013	14/09/2013							174	17/04/2013	14/09/2013
	SSU	3	15/08/2013	24/08/2013							*3	15/08/2013	24/08/2013
<b>2013 Total</b>		<b>227</b>	<b>14/01/2013</b>	<b>26/09/2013</b>							<b>227</b>	<b>14/01/2013</b>	<b>26/09/2013</b>

\* 3 NSL type 1 by ITD results were reported from South Sudan. Cases were referred for sequencing in CDC. Awaiting final results.


**Wild Polio cases by district and date of onset of paralysis, Afghanistan 2013**

PROVINCE	DISTRICT	Count	First case	Last case
KUNAR	WATAPUR	3	23/07/2013	15/09/2013
	KHASKUNAR	1	28/03/2013	28/03/2013
NANGARHAR	BATIKOT	1	08/08/2013	08/08/2013
	SHINWAR	1	06/06/2013	06/06/2013
	LALPUR	1	31/01/2013	31/01/2013
<b>Grand Total</b>		<b>7</b>	<b>31/01/2013</b>	<b>15/09/2013</b>

**Wild Polio cases by district and date of onset of paralysis, Pakistan 2013**

PROVINCE	DISTRICT	Count	First case	Last case
FATA	KHYBER	14	24/04/2013	26/09/2013
	WAZIR-N	13	24/05/2013	20/09/2013
	FR DIKHAN	1	26/08/2013	26/08/2013
	FR BANNU	3	03/05/2013	27/07/2013
KHYBER PAKHTOON	PESHAWAR	2	30/06/2013	31/08/2013
	KOHAT	1	19/08/2013	19/08/2013
	MARDAN	2	12/02/2013	22/04/2013
	MALAKAND	1	08/02/2013	08/02/2013
	BANNU	1	26/01/2013	26/01/2013
SINDH	KHIGADAP	1	09/07/2013	09/07/2013
	DADU	1	22/03/2013	22/03/2013
	KHIBINQASIM	1	14/01/2013	14/01/2013
PUNJAB	MBDIN	1	26/05/2013	26/05/2013
	MIANWALI	1	07/02/2013	07/02/2013
<b>Grand Total</b>		<b>43</b>	<b>14/01/2013</b>	<b>26/09/2013</b>



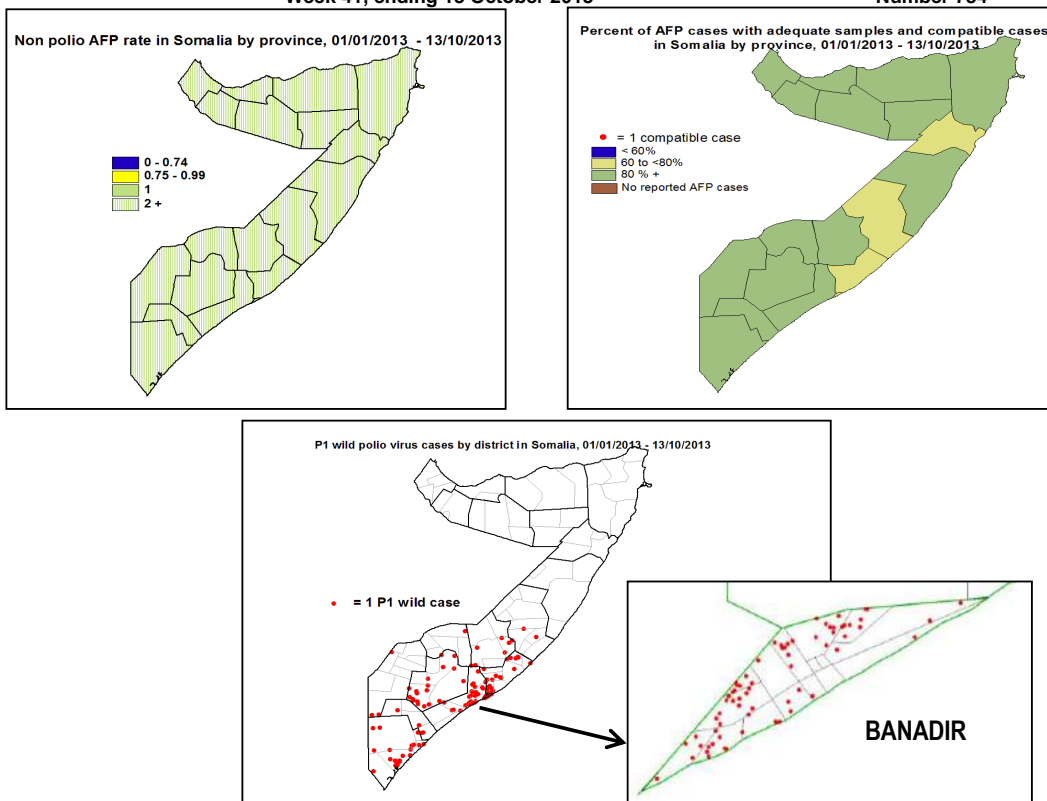
## World Health Organization – Regional Office for Eastern Mediterranean

## AFP SURVEILLANCE

Week 41, ending 13 October 2013

14-Oct-13

Number 784



## Wild Polio cases by district and date of onset of paralysis, Somalia 2013

PROVINCE	DISTRICT	Count	First case	Last case	
LOWER JUBA	AFMADOW / HAGAR	3	14/07/2013	14/09/2013	
	KISMAYO	11	17/05/2013	10/08/2013	
	BADADE	1	04/08/2013	04/08/2013	
	JAMAAME EAST	2	26/05/2013	24/07/2013	
	JAMAAME WEST	2	29/06/2013	05/07/2013	
	JILIB WEST	1	28/06/2013	28/06/2013	
GEDO	BARDERA	2	28/08/2013	13/09/2013	
	BELET HAWA	1	28/06/2013	28/06/2013	
HIRAN	MAHAS	4	12/06/2013	27/08/2013	
	BULO BURTI	2	19/07/2013	02/08/2013	
MIDDLE JUBA	BUAALE	1	25/08/2013	25/08/2013	
	JILIB EAST	2	29/05/2013	02/08/2013	
	SALAGLE	1	07/07/2013	07/07/2013	
BAY	BAIDOA	4	10/06/2013	19/08/2013	
	DINSOR	12	06/06/2013	18/08/2013	
	BURHAKABA	3	26/04/2013	07/08/2013	
MIDDLE SHABELLE	JOWHAR	4	08/06/2013	14/08/2013	
	BALAD	6	13/06/2013	07/08/2013	
	RUNINGOD	1	23/07/2013	23/07/2013	
	ADEN YABAL	5	24/05/2013	22/07/2013	
	ADALE	1	09/07/2013	09/07/2013	
	MAHADAY	1	14/06/2013	14/06/2013	
GALGADUD	GALHARERI	1	30/07/2013	30/07/2013	
	EL BUR	1	14/07/2013	14/07/2013	
BANADIR	DHARKENLEY	6	04/05/2013	19/07/2013	
	HODAN	13	17/04/2013	14/07/2013	
	HELIWA	8	05/05/2013	14/07/2013	
	DAYNILE	6	09/05/2013	11/07/2013	
	YAQSHID	9	21/05/2013	11/07/2013	
	WARDIGLEY	7	13/05/2013	30/06/2013	
	WABERI	3	20/05/2013	25/06/2013	
	KARAN	3	26/05/2013	09/06/2013	
	HAMAR JABJAB	3	18/04/2013	08/06/2013	
	MEDINA	8	12/05/2013	04/06/2013	
	HAWALWADAG	1	29/05/2013	29/05/2013	
	HAMARWEYNE	1	21/05/2013	21/05/2013	
	ABDUL AZIZ	1	19/05/2013	19/05/2013	
	LOWER SHABELLE	WANLEWEYNE	5	08/06/2013	18/07/2013
		QORYOLEY	2	23/05/2013	08/07/2013
		MARKA	10	30/05/2013	07/07/2013
AFGOI		10	12/05/2013	20/06/2013	
KURTUNWAAREY		3	03/06/2013	17/06/2013	
AWDHEEGLE		1	11/06/2013	11/06/2013	
BAKOOL	BRAVA	1	17/05/2013	17/05/2013	
	EL BARDE	1	12/06/2013	12/06/2013	
<b>Grand Total</b>		<b>174</b>	<b>17/04/2013</b>	<b>14/09/2013</b>	



**Circulating VDPV cases and date of onset of paralysis in EMR countries by districts  
2012-2013**

Year	COUNTR	PROVINCE	DISTRICT	cVDP2			cVDP3				
				Count	First Case	Last Case	Count	First Case	Last Case		
2012	AFG	KANDAHAR	MAYWAND	1	17/10/2012	17/10/2012					
			PANJWAYI	2	30/10/2012	20/12/2012					
			SPINBOLDAK	1	05/11/2012	05/11/2012					
		HILMAND	KAJAKI	1	02/12/2012	02/12/2012					
			WASHER	1	20/12/2012	20/12/2012					
			NAD-E-ALI	3	03/12/2012	21/12/2012					
			NAHR-E-SARAJ	1	15/11/2012	15/11/2012					
		NAWZAD	1	24/12/2012	24/12/2012						
		AFG Total				11	17/10/2012	24/12/2012			
		PAK	BALUCHISTAN	KABDULAH	15	30/08/2012	14/12/2012				
	SINDH		KHIGADAP	1	08/12/2012	08/12/2012					
	PAK Total				16	30/08/2012	14/12/2012				
	SOM	LOWER JUBA	KISMAYO	1	23/07/2012	23/07/2012					
SOM Total				1	23/07/2012	23/07/2012					
YEM	HAJJAH	HARAD				1	24/08/2012	24/08/2012			
	ALHUDAIDAH	ALZUHRA				1	27/04/2012	27/04/2012			
YEM Total							2	27/04/2012	24/08/2012		
2012 Total				28	23/07/2012	24/12/2012	2	27/04/2012	24/08/2012		
2013	AFG	KANDAHAR	SHAHWALIKOT	1	13/03/2013	13/03/2013					
		HILMAND	NAD-E-ALI	2	22/01/2013	20/02/2013					
	AFG Total				3	22/01/2013	13/03/2013				
	PAK	BALUCHISTAN	JAFARABAD	1	11/01/2013	11/01/2013					
			MASTUNG	1	27/06/2013	27/06/2013					
		SINDH	KHIGADAP	4	21/02/2013	03/07/2013					
		FATA	MOHMAND	1	13/07/2013	13/07/2013					
	WAZIR-N		28	10/04/2013	20/09/2013						
PAK Total				35	11/01/2013	20/09/2013					
SOM	LOWER SHABELLE	AFGOI	1	09/01/2013	09/01/2013						
SOM Total				1	09/01/2013	09/01/2013					
2013 Total				39	09/01/2013	20/09/2013					

In 2012, 3 AFP cases in Afghanistan and 2 cases in Pakistan were identified as VDPVs by contacts

In 2013, 1 AFP case in Somalia was identified as VDPV by contact