



AFP SURVEILLANCE

28-Oct-13

Week 43, ending 27 October 2013

Number 786

Table 1: Acute Flaccid Paralysis (AFP) cases by week of onset

Country	Reported AFP cases by week of onset - Week (43/13) / Ending on : 27/10/13)														
	Total AFP 2011	Total AFP 2012	Total AFP to date, 2013	W 32 11 Aug 13	W 33 18 Aug 13	W 34 25 Aug 13	W 35 01 Sep 13	W 36 08 Sep 13	W 37 15 Sep 13	W 38 22 Sep 13	W 39 29 Sep 13	W 40 06 Oct 13	W 41 13 Oct 13	W 42 20 Oct 13	W 43 27 Oct 13
Afghanistan	1831	1829	1556	30	40	37	36	45	30	45	35	37	21	16	6
Bahrain	10	19	5	0	0	0	1	0	0	0	0	0	0	0	0
Djibouti	6	6	6	0	0	0	0	1	1	1	1	0	0	0	
Egypt	1023	1022	799	8	11	20	10	24	14	16	20	13	7	14	5
Iran	603	689	541	11	10	11	10	17	9	19	17	17	9	5	
Iraq	530	467	340	3	8	11	20	6	9	8	10	3	6	1	3
Jordan ****	30	34	22	0	0	0	1	0	0	0	1	3	0		
Kuwait	38	36	26	0	0	0	0	2	0	0	0	2	0	1	0
Lebanon ****	22	24	11	0	0	1	1	0	0	0	0	0	0		
Libya	35	42	45	0	1	1	0	1	1	0	0	0	0		
Morocco	76	81	82	1	1	1	2	2	2	1	3	5	1	0	
Oman	39	31	17	1	0	1	0	0	0	0	0	1	1	0	0
Pakistan	5762	5036	3609	89	113	117	94	99	97	93	86	78	33	9	
Palestine ****	17	21	30	1	1	1	1	5	1	2	0	0	1	0	0
Qatar	6	13	8	0	1	0	0	0	0	0	0	0	0	0	0
Saudi Arabia	213	227	172	1	6	6	3	2	5	10	5	3	1	3	0
Somalia	172	148	458	21	14	10	9	12	24	11	6	4	0	0	0
Sudan	362	384	322	4	6	6	4	10	7	4	10	7	8	5	0
South Sudan	341	326	281	6	12	6	8	7	9	5	1	0	0	0	0
Syria ****	168	109	83	1	1	2	2	1	6	4	3	7	1	0	0
Tunisia	47	61	29	1	0	1	0	0	1	0	0	1	0	0	
U.A.E	25	40	27	0	1	0	0	0	0	2	0	0	0	1	0
Yemen	386	475	481	8	4	7	12	15	15	10	10	16	8	6	2
Total EMR	11742	11120	8950	186	230	239	214	249	231	231	208	197	97	61	16

No data = No report received

Table 2: Confirmed polio cases by month of onset

Country	Total year 2011	Total year 2012	27/10		Confirmed polio cases by month of onset											
			2012	2013	November 2012	December 2012	January 2013	February 2013	March 2013	April 2013	May 2013	June 2013	July 2013	August 2013	September 2013	October 2013
Afghanistan	80	37	31	8	3	2	1	0	1	0	0	1	1	2	2	
Bahrain	0	0	0	0	0	0	0	0	0	0	0	0	0	0	0	
Djibouti	0	0	0	0	0	0	0	0	0	0	0	0	0	0	0	
Egypt	0	0	0	0	0	0	0	0	0	0	0	0	0	0	0	
Iran	0	0	0	0	0	0	0	0	0	0	0	0	0	0	0	
Iraq	0	0	0	0	0	0	0	0	0	0	0	0	0	0	0	
Jordan ****	0	0	0	0	0	0	0	0	0	0	0	0	0	0	0	
Kuwait	0	0	0	0	0	0	0	0	0	0	0	0	0	0	0	
Lebanon ****	0	0	0	0	0	0	0	0	0	0	0	0	0	0	0	
Libya	0	0	0	0	0	0	0	0	0	0	0	0	0	0	0	
Morocco	0	0	0	0	0	0	0	0	0	0	0	0	0	0	0	
Oman	0	0	0	0	0	0	0	0	0	0	0	0	0	0	0	
Pakistan	198	58	54	53	4	0	2	3	1	2	9	4	4	8	18	2
Palestine ****	0	0	0	0	0	0	0	0	0	0	0	0	0	0	0	
Qatar	0	0	0	0	0	0	0	0	0	0	0	0	0	0	0	
Saudi Arabia	0	0	0	0	0	0	0	0	0	0	0	0	0	0	0	
Somalia	0	0	0	180	0	0	0	0	0	4	41	67	45	17	6	
Sudan	0	0	0	0	0	0	0	0	0	0	0	0	0	0	0	
South Sudan	0	0	0	0	0	0	0	0	0	0	0	0	0	0	0	
Syria ****	0	0	0	0	0	0	0	0	0	0	0	0	0	0	0	
Tunisia	0	0	0	0	0	0	0	0	0	0	0	0	0	0	0	
U.A.E	0	0	0	0	0	0	0	0	0	0	0	0	0	0	0	
Yemen	0	0	0	0	0	0	0	0	0	0	0	0	0	0	0	
Total EMR	278	95	85	241	7	2	3	3	2	6	50	72	50	27	26	2

**** UNRWA cases are included with those of country of residence



World Health Organization – Regional Office for Eastern Mediterranean

AFP SURVEILLANCE

28-Oct-13

Week 43, ending 27 October 2013

Number 786

Table 3: Investigation of AFP cases with paralysis onset in 2012 & 2013 up to Week (43/13) / Ending on : (27/10/13)

COUNTRY	2012											2013											Latest line List Date		
	AFP									Specimen	Wild cases ****		AFP									Specimen		Wild cases ****	
	Total AFP cases onset 2012	Case classification					Non polio AFP rate **	AFP cases pending classification > 90 days from onset of paralysis	AFP cases pending classification and lab > 90 days from onset of paralysis		% with *** adequate specimens	Wild P1 Poliovirus	Wild P3 Poliovirus	Total AFP cases onset 2013	Case classification					Annualized Non polio AFP rate **	AFP cases pending classification > 90 days from onset of paralysis			AFP cases pending classification and lab > 90 days from onset of paralysis	% with *** adequate specimens
		Total Confirmed Polio Cases *	Polio Compatible	Pending Classification	Discarded (non polio AFP)	VDPV				Total Confirmed Polio Cases *					Polio Compatible	Pending Classification	Discarded (non polio AFP)	VDPV							
Afghanistan	1829	37	7	0	1774	11	9.4	0	0	92.3	37	0	1556	8	0	123	1422	3	9.9	3	0	94.1	8	0	27/10/2013
Bahrain	19	0	0	0	19	0	7.0	0	0	94.7	0	0	5	0	0	1	4	0	2.2	0	0	80.0	0	0	27/10/2013
Djibouti	6	0	0	0	6	0	2.0	0	0	66.7	0	0	6	0	0	5	1	0	2.5	0	0	83.3	0	0	20/10/2013
Egypt	1022	0	0	0	1021	1	3.2	0	0	91.6	0	0	799	0	0	82	717	0	2.9	2	0	91.0	0	0	24/10/2013
Iran	689	0	0	0	687	2	3.5	0	0	92.5	0	0	541	0	0	113	427	1	3.7	0	0	95.6	0	0	27/10/2013
Iraq	467	0	0	0	467	2	3.2	0	0	89.7	0	0	340	0	0	70	270	0	2.9	20	5	83.5	0	0	24/10/2013
Jordan	34	0	0	0	34	0	1.4	0	0	85.3	0	0	22	0	0	5	17	0	1.1	0	0	90.9	0	0	19/10/2013
Kuwait	36	0	0	0	36	0	4.7	0	0	86.1	0	0	26	0	0	1	25	0	4.2	0	0	92.3	0	0	27/10/2013
Lebanon	24	0	0	0	24	0	2.0	0	0	50.0	0	0	11	0	0	3	8	0	1.3	0	0	63.6	0	0	19/10/2013
Libya	42	0	0	0	42	0	2.1	0	0	97.6	0	0	45	0	0	4	41	0	2.7	2	2	95.6	0	0	19/10/2013
Morocco	81	0	0	0	81	0	0.8	0	0	81.5	0	0	82	0	0	9	73	0	0.9	1	0	73.2	0	0	25/10/2013
Oman	31	0	0	0	31	0	3.9	0	0	100.0	0	0	17	0	0	0	17	0	2.6	0	0	100.0	0	0	27/10/2013
Pakistan	5036	58	6	0	4956	16	6.5	0	0	88.6	56 #	3 #	3609	53	2	256	3262	36	5.7	118	4	90.2	53	0	26/10/2013
Palestine	21	0	0	0	21	0	1.2	0	0	95.2	0	0	30	0	0	12	18	0	2.1	1	1	100.0	0	0	27/10/2013
Qatar	13	0	0	0	13	0	5.6	0	0	92.3	0	0	8	0	0	1	7	0	4.2	0	0	100.0	0	0	27/10/2013
Saudi Arabia	227	0	0	0	227	0	2.6	0	0	96.0	0	0	172	0	0	40	132	0	2.3	0	0	95.3	0	0	27/10/2013
Somalia	148	0	2	0	145	1	2.9	0	0	98.0	0	0	458	180	0	93	184	1	6.2	28	11	85.4	180	0	27/10/2013
Sudan	384	0	0	0	383	1	2.5	0	0	96.9	0	0	322	0	0	16	305	1	2.5	0	0	99.1	0	0	27/10/2013
South Sudan	326	0	0	0	325	1	4.0	0	0	94.2	0	0	281	0	0	61	220	0	4.1	16	4	93.2	0	0	27/10/2013
Syria	109	0	0	0	109	1	1.1	0	0	84.4	0	0	83	0	0	26	57	0	1.2	3	0	74.7	0	0	27/10/2013
Tunisia	61	0	0	0	61	0	2.4	0	0	78.7	0	0	29	0	0	1	28	0	1.3	1	0	82.8	0	0	25/10/2013
U.A.E	40	0	0	0	40	0	4.0	0	0	100.0	0	0	27	0	0	1	26	0	3.2	0	0	100.0	0	0	27/10/2013
Yemen	475	0	0	0	471	4	4.0	0	0	93.3	0	0	481	0	0	58	423	0	4.8	4	0	91.1	0	0	27/10/2013
EMR	11120	95	15	0	10973	40	4.5	0	0	90.6	93	3	8950	241	2	981	7684	42	4.4	199	27	91.1	241	0	
2011	11742	278	45	0	11395	24	4.8	0	0	90.0	276	2													

* Confirmed polio cases refer to wild isolation from AFP cases or from contacts of negative index AFP cases

** Non-polio AFP per 100,000 children <15 years

*** Adequate here refers to two stool specimens collected at least 24 hours apart, within 14 days of paralysis onset

**** AFP cases co infected with P1 and P3 are counted separately as wild isolates

In 2012, 1 AFP case in Pakistan had co infection P1 & P3 from 2 contacts P1 & P3



Table 4: Investigation of contacts of AFP cases with paralysis onset in 2013 up to Week (43/13) / Ending on : (27/10/2013)

Country	No. of AFP cases	No. of eligible AFP cases for contact sampling*	% of eligible AFP cases with contact samplings	% of eligible AFP cases with 3+ contacts	Total number of Contacts**	% of contacts under 5 years	% of contacts with specimens collected within 7 days of notification of index	% Contact specimens in lab within 3 days of collection	% Contact specimens positive for NPEV	% Contact specimens positive for Sabin like virus	No. of contacts positive for wild virus	% of wild polio virus isolation from contacts	No. of Contacts positive for VDPVs	No. of -ve index AFP cases identified positive by contact	No. of district infected from contacts
Afghanistan	1556	92	83.7	83.7	671	94.9	79.6	19.8	24.6	5.3	0	0.0		0	0
Bahrain	5	1	0.0	0.0	0						0			0	0
Djibouti	6	1	0.0	0.0	0						0			0	0
Egypt	799	83	74.7	73.5	330	74.5	62.7	98.4	15.1	2.3	0	0.0		0	0
Iran	541	24	100.0	95.8	118	67.8	50.0	72.9	2.5	3.4	0	0.0		0	0
Iraq	340	56	62.5	48.2	150	61.3	14.7	73.7	11.3	0.0	0	0.0		0	0
Jordan	22	2	0.0	0.0	0						0			0	0
Kuwait	26	2	100.0	100.0	67	46.3	83.6	100.0	7.5	0.0	0	0.0		0	0
Lebanon	11	4	0.0	0.0	0						0			0	0
Libya	45	2	0.0	0.0	0						0			0	0
Morocco	82	22	40.9	36.4	44	43.2	4.5	35.3	2.9	8.8	0	0.0		0	0
Oman	17	0			44	86.4	18.2	100.0	15.9	6.8	0	0.0		0	0
Pakistan	3609	354	83.9	79.9	1050	88.6	61.0	73.2	28.2	5.6	1	0.1		1	1
Palestine	30	0			0						0			0	0
Qatar	8	0			0						0			0	0
Saudi Arabia	172	8	100.0	100.0	26	26.9	38.5	33.3	0.0	0.0	0	0.0		0	0
Somalia	458	67	74.6	73.1	1630	84.5	91.0	27.6	10.2	7.5	288	27.1	1	44	13
Sudan	322	3	100.0	100.0	211	83.4	58.8	44.7	10.1	2.8	0	0.0	1	0	0
South Sudan	281	19	89.5	78.9	805	85.3	91.3	2.4	18.9	2.6	0	0.0		0	0
Syria	83	21	19.0	9.5	16	25.0	18.8	100.0	7.7	0.0	0	0.0		0	0
Tunisia	29	5	20.0	0.0	7	28.6	42.9	83.3	0.0	0.0	0	0.0		0	0
U.A.E.	27	0			0						0			0	0
Yemen	481	43	67.4	60.5	623	63.2	74.0	10.6	17.8	7.1	0	0.0		0	0
Grand Total 2013	8950	809	76.4	72.2	5792	81.5	75.1	40.0	18.0	5.2	289	5.9	2	45	14
Grand Total 2012	11120	1061	83.6	79.2	5761	82.9	70.4	45.1	18.6	3.3	10	0.2	11	7	4

* Eligible refers to AFP cases with inadequate stool specimens

** Total number of contacts from eligible AFP cases and from other AFP cases as per with country criteria for contact sampling

Last wild contacts in EMRO, 01/01/2012- 27/10/2013

Year	Country	Count of wild contacts	Date of Most Recent stool collection
2012	Afghanistan	3	10/11/2012
	Pakistan	7	08/10/2012
2012 Total		10	10/11/2012
2013	SOM	288	04/10/2013
	Pakistan	1	02/10/2013
2013 Total		289	04/10/2013

Number and distribution by district of -ve index AFP cases identified as wild positive by contact in EMR, 2013

COUNTRY	PROVINCE	DISTRICT	P1 count	First case	Last case
SOM	AFMADOW / HAGAR	AFMADOW / HAGAR	2	08/08/2013	14/09/2013
		BADADE	1	04/08/2013	04/08/2013
		JAMAAME EAST	2	26/05/2013	24/07/2013
	MIDDLE JUBA	KISMAYO	3	17/05/2013	10/07/2013
		JILIB WEST	1	28/06/2013	28/06/2013
		BUAALE	1	25/08/2013	25/08/2013
	BAY	JILIB EAST	1	02/08/2013	02/08/2013
		BAIDOA	2	16/06/2013	19/08/2013
		BURHAKABA	3	26/04/2013	07/08/2013
	HIRAN	DINSOR	4	01/07/2013	16/07/2013
		MAHAS	1	27/07/2013	27/07/2013
		JOWHAR	2	10/06/2013	23/07/2013
	MIDDLE SHABELLE	AJEN YABAL	1	27/06/2013	27/06/2013
		HODAN	4	17/04/2013	14/07/2013
		DHARKENLEY	4	04/05/2013	01/07/2013
	LOWER SHABELLE	HELIWA	1	10/06/2013	10/06/2013
		HAMAR JABJAB	2	27/04/2013	08/06/2013
		MEDINA	2	28/05/2013	04/06/2013
	GEDO	WABERI	1	25/05/2013	25/05/2013
		ABDULAZIZ	1	19/05/2013	19/05/2013
		DAYNILE	1	13/05/2013	13/05/2013
	BAKOOL	BELET HAWA	1	28/06/2013	28/06/2013
		EL BARDE	1	12/06/2013	12/06/2013
WANLEWEYNE		1	08/06/2013	08/06/2013	
SOM Total	BRAVA	1	17/05/2013	17/05/2013	
			44	17/04/2013	14/09/2013



Table 5: Laboratory investigation of AFP cases with paralysis onset in 2013 up to Week (43/13) / Ending on : (27/10/2013)

Country	Polio laboratories Sequencing performed by CDC and RIVM laboratories	AFP cases with specimens	Preliminary virus isolation results of AFP cases						Poliovirus intratypic differentiation results #									Indicators				Latest report Date				
			Referred for ITD			Pending			Type 1			Type 2			Type 3			% specimens positive for NPEV*	% AFP cases with culture results within 14 days	% AFP cases with ITD results within 7 days	% AFP cases with ITD results within 45 days of onset**					
			L20B+	L20B+NPEV	NPEV only	Negative	received < / = 14 days	received > 14 days ago	Wild	Sabin	VDPV	Wild	Sabin	VDPV	Wild	Sabin	VDPV						Discordant pending sequence	NPEV by PCR	Non-EV	Pending ITD
Afghanistan	RRL Pakistan	1529	78	11	307	1096	36	1	8	45			20	3	35		1				19%	100%	99%	98%	26/10/2013	
Bahrain	PNL Oman	4				4															0%	100%		75%	15/09/2013	
Djibouti	NPL Kenya	6						6																	20/10/2013	
Egypt**	RRL Egypt	767	13	5	85	617		47		8					4			5	4		11%	98%	94%	99%	24/10/2013	
Iran	NPL Iran	545	15		6	504	17	3		7			4	1	3				2		1%	100%	100%	99%	26/10/2013	
Iraq	RRL Egypt	305	7		25	235		38		8			2		10		1				10%	99%	100%	100%	06/10/2013	
Jordan	RRL Tunisia	22			2	20															7%	100%			27/10/2013	
Kuwait	RRL Kuwait	25			1	22		2													6%	87%		100%	22/09/2013	
Lebanon	RRL Egypt	13				12		1													5%	92%		92%	24/10/2013	
Libya	RRL Tunisia	46	1		6	39				1					1						12%	98%	100%	100%	18/10/2013	
Morocco	RRL Tunisia	69			7	56	1	4													10%	90%	0%	95%	15/10/2013	
Oman	NPL Oman	15			4	11															32%	100%		100%	15/09/2013	
Pakistan	RRL Pakistan	3698	241	24	781	2525	123	5	52	84			42	35	72		2	5	1		20%	100%	96%	97%	26/10/2013	
Palestine & UNRWA		30			5	22		2													19%	13%		80%	27/10/2013	
Qatar	NPL Oman	8			1	7															13%	100%		100%	15/09/2013	
Saudi Arabia	NPL Oman	175	1			163	10	1		2					3						0%	100%	100%	67%	27/10/2013	
Somalia	NPL Kenya	457	163	2	40	186		81	136	14			7		16						11%	3%		78%	27/10/2013	
Sudan	RRL Egypt	323	5		43	259	15	1					3		6						13%	97%	100%	100%	27/10/2013	
South Sudan	NPL Kenya	281	7		55	170		50		4			1		2						24%	0%		82%	27/10/2013	
Syria	RRL Tunisia	58	1		3	49		5					1								5%	96%	100%	100%	03/10/2013	
Tunisia	RRL Tunisia	28	1			26		1		1											0%	100%	100%	96%	18/10/2013	
U.A.E	NPL Oman	21	1		1	19				1					1						5%	100%	100%	100%	15/09/2013	
Yemen	RRL Egypt	441	34		53	321		33		9			8		15		3	2	3		15%	95%	100%	90%	24/10/2013	
Total EMR 2013		8866	568	42	1425	6363	202	281	196	184			88	39	168		7	12	10		16%	92%	97%	96%		
Total EMR 2012		11004	574	60	1999	8364		5	86	210			115	32	2	242	4	6	24	14		16%	94%	99%	97%	

* Specimens from all sources including non-AFP cases, excluding environmental samples

** This indicator reflects surveillance and laboratory activities

*** Environmental surveillance initiated in Egypt in September 2000 showed the following:

Result	2010	2011	2012	2013
Negative	416	448	401	323
Pending				46
Wild	1		2	
VDPVP2			7	3
VDPVP1			1	
Total	417	448	411	372

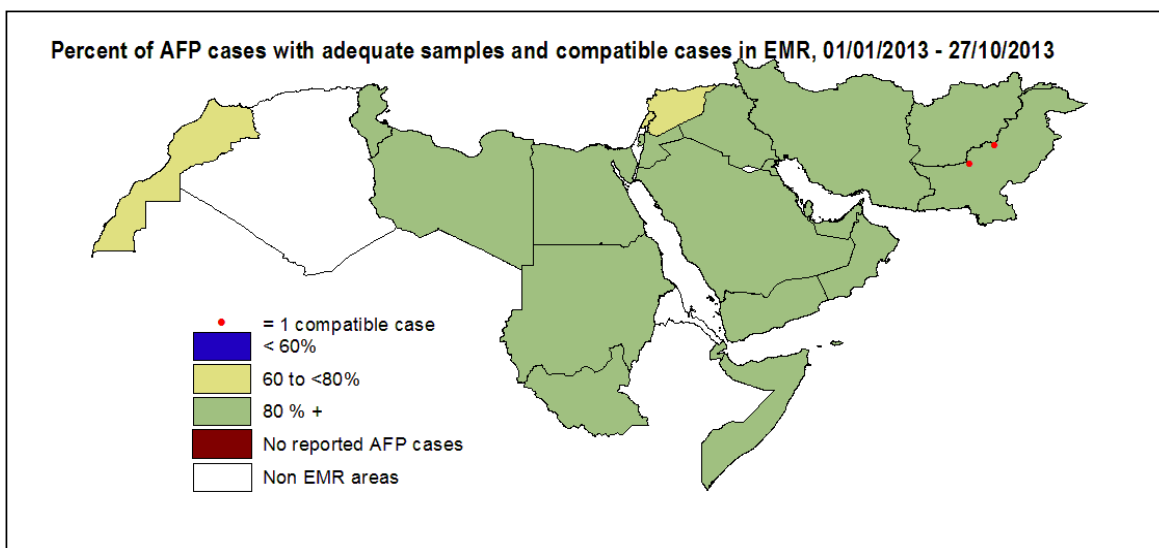
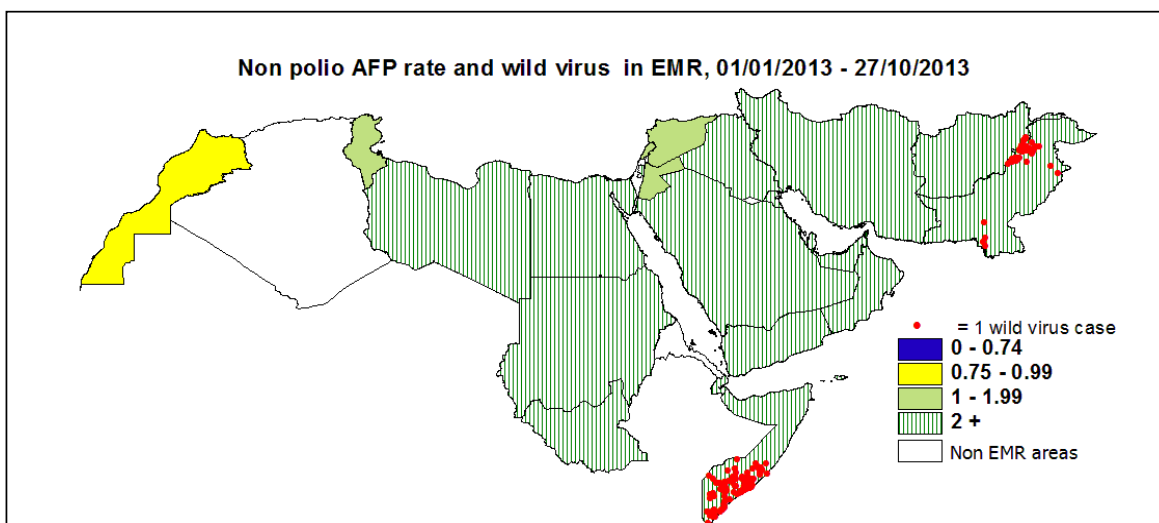
YEAR	Province	Site	Count	First date	Last Date
2013	VDPVP2	CAIRO	AL HAGGANA 2	1	08/01/2013 08/01/2013
		FAYOUM	FAYOUM CITY	1	14/04/2013 14/04/2013
		MINYA	AQRQAS	1	04/03/2013 04/03/2013
		VDPVP2 Total		3	08/01/2013 14/04/2013

****Environmental surveillance initiated in Pakistan in August 2009 showed the following:

Status	2009	2010	2011	2012	2013
Negative	27	77	68	150	200
pending					20
Wild	18	79	136	89	40
Grand Total	45	156	204	239	260

Year	SITEDIST	SITENAME	Count	Wild	First date	Last date
2013	KHI.GADAP TOWN	COMPOSITE SAMPLE	4		11/04/2013	13/08/2013
		SOHRAB GOTH	4		29/01/2013	23/09/2013
		KHI.GULSHAN-E-IQ	2		22/07/2013	26/08/2013
		PESHAWAR	6		24/01/2013	24/09/2013
		LARA MA SHAHEEN TOWN	9		11/01/2013	10/09/2013
		SAFDAR ABAD	4		25/03/2013	24/09/2013
		SUR PUL	1		20/02/2013	20/02/2013
		ALI TOWN	1		18/09/2013	18/09/2013
		KOTLA ABDUL FATAH	1		28/08/2013	28/08/2013
		TULSIDAS PUMPING STATION	7		10/01/2013	12/08/2013
FAISALABAD	1	FAISALABAD COMPOSITE SITE	1		03/01/2013 03/01/2013	
2013 Total			40		03/01/2013	24/09/2013

***** 3 Environmental specimens taken in West Bank, Palestine were positive for wild polio virus P1. 2 of them were taken from site in West Bank that drains sewage from both Israel and Palestine
Isolation of 1 wild polio virus P1 from environmental specimen collected 20 August 2013 from Gaza, Palestine

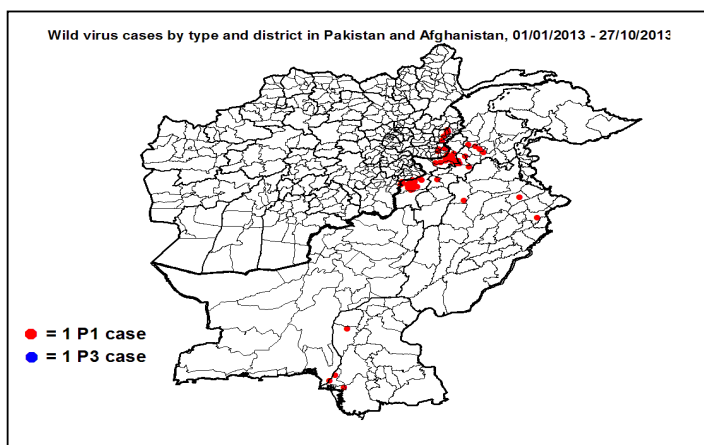
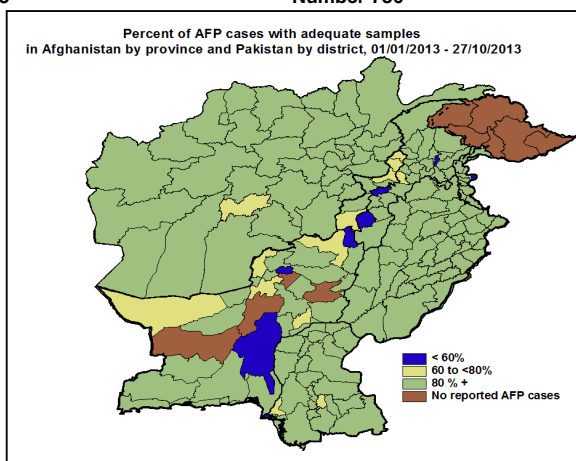
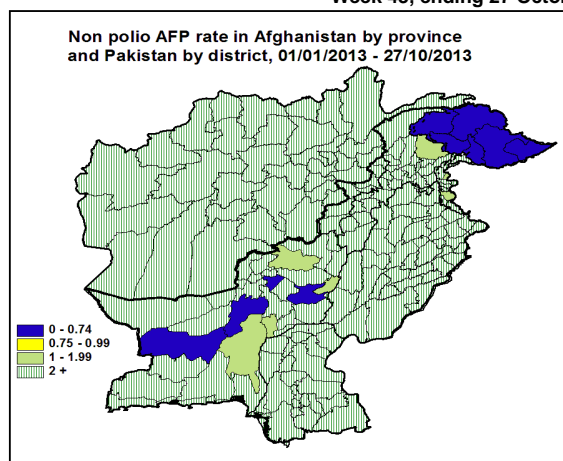


Wild polio cases by country and date of onset of paralysis in EMR, 2012-2013

Year	COUNTRY	P1			P3			P1P3			Total Count	First Case	Last Case
		Count	First Case	Last Case	Count	First Case	Last Case	Count	First Case	Last Case			
2012	AFG	37	01/01/2012	20/12/2012							37	01/01/2012	20/12/2012
	PAK	55	01/01/2012	30/11/2012	2	19/02/2012	18/04/2012	1	04/01/2012	04/01/2012	58	01/01/2012	30/11/2012
2012 Total		92	01/01/2012	20/12/2012	2	19/02/2012	18/04/2012	1	04/01/2012	04/01/2012	95	01/01/2012	20/12/2012
2013	AFG	8	31/01/2013	19/09/2013							8	31/01/2013	19/09/2013
	PAK	53	14/01/2013	05/10/2013							53	14/01/2013	05/10/2013
	SOM	180	17/04/2013	30/09/2013							180	17/04/2013	30/09/2013
2013 Total		241	14/01/2013	05/10/2013							241	14/01/2013	05/10/2013

* The 3 previously reported NSL type 1 cases of South Sudan were discarded as further lab investigation has shown them to be due to a lab contamination. Consequently Republic of South Sudan was removed from the list of countries with wild polio virus in 2013.

** Received reports of a cluster of AFP cases in the Syrian Arab Republic. This cluster of "Hot" AFP was detected in early October 2013 in Deir Al Zour province and is currently being investigated.



Wild Polio cases by district and date of onset of paralysis, Afghanistan 2013

PROVINCE	DISTRICT	Count	First case	Last case
KUNAR	NARANG	1	19/09/2013	19/09/2013
	WATAPUR	3	23/07/2013	15/09/2013
	KHASKUNAR	1	28/03/2013	28/03/2013
NANGARHAR	BATIKOT	1	08/08/2013	08/08/2013
	SHINWAR	1	06/06/2013	06/06/2013
	LALPUR	1	31/01/2013	31/01/2013
Grand Total		8	31/01/2013	19/09/2013

Wild Polio cases by district and date of onset of paralysis, Pakistan 2013

PROVINCE	DISTRICT	Count	First case	Last case
FATA	KHYBER	16	24/04/2013	05/10/2013
	FR BANNU	6	03/05/2013	01/10/2013
	WAZIR-N	15	24/05/2013	28/09/2013
	FR DIKHAN	1	26/08/2013	26/08/2013
PUNJAB	SHEIKUPURA	1	26/09/2013	26/09/2013
	MBDIN	1	26/05/2013	26/05/2013
	MIANWALI	1	07/02/2013	07/02/2013
SINDH	KHIGADAP	2	09/07/2013	19/09/2013
	DADU	1	22/03/2013	22/03/2013
	KHIBINQASIM	1	14/01/2013	14/01/2013
KHYBER PAKHTOON	SWABI	1	10/09/2013	10/09/2013
	PESHAWAR	2	30/06/2013	31/08/2013
	KOHAT	1	19/08/2013	19/08/2013
	MARDAN	2	12/02/2013	22/04/2013
	MALAKAND	1	08/02/2013	08/02/2013
	BANNU	1	26/01/2013	26/01/2013
Grand Total		53	14/01/2013	05/10/2013

Swabi P1 case (KP/41/13/037) was identified as wild by a positive contact with date of stool collection 02/10/2013



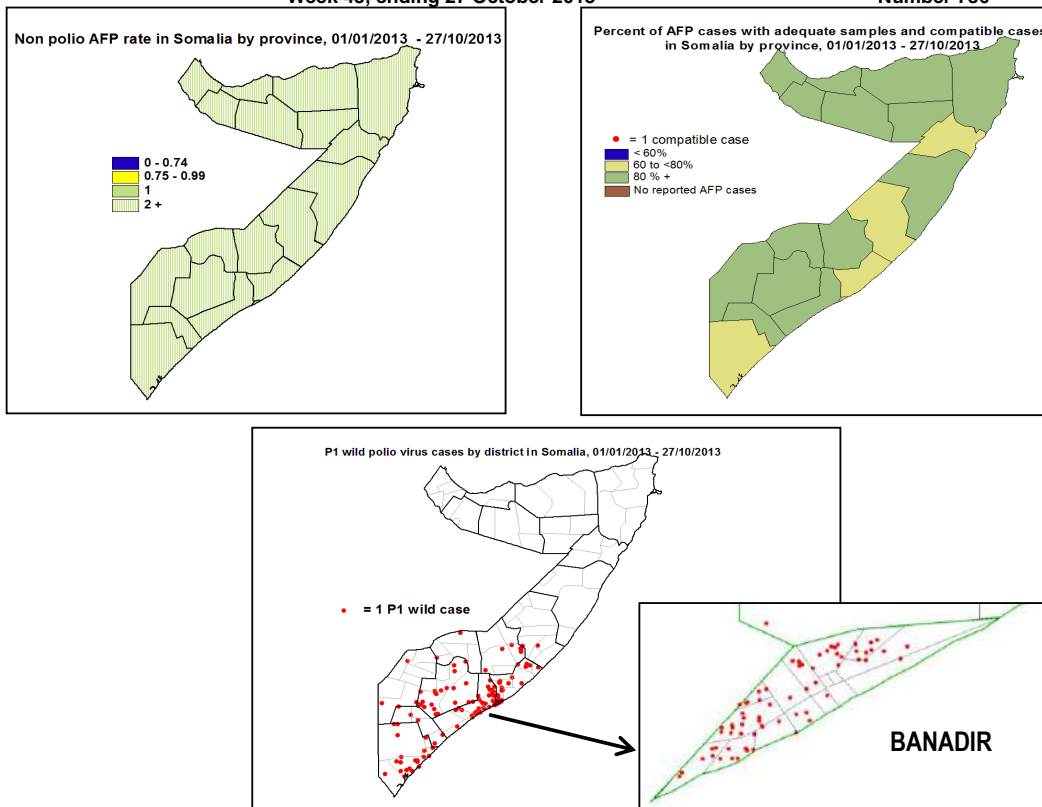
World Health Organization – Regional Office for Eastern Mediterranean

AFP SURVEILLANCE

Week 43, ending 27 October 2013

28-Oct-13

Number 786



Wild Polio cases by district and date of onset of paralysis, Somalia 2013

PROVINCE	DISTRICT	Count	First case	Last case
LOWER SHABELLE	MARKA	11	30/05/2013	30/09/2013
	WANLEWEYNE	5	08/06/2013	18/07/2013
	QORYOLEY	2	23/05/2013	08/07/2013
	AFGOI	10	12/05/2013	20/06/2013
	KURTUNWAAREY	3	03/06/2013	17/06/2013
	AWDHEEGLE	1	11/06/2013	11/06/2013
BAKOOL	BRAVA	1	17/05/2013	17/05/2013
	WAJID	1	24/09/2013	24/09/2013
BAY	EL BARDE	1	12/06/2013	12/06/2013
	BAIDOA	5	10/06/2013	19/09/2013
LOWER JUBA	DINSOR	12	06/06/2013	18/08/2013
	BURHAKABA	4	26/04/2013	08/08/2013
	AFMADOW / HAGAR	3	14/07/2013	14/09/2013
	KISMAYO	12	17/05/2013	02/09/2013
GEDO	BADADE	1	04/08/2013	04/08/2013
	JAMAAME EAST	2	26/05/2013	24/07/2013
	JAMAAME WEST	2	29/06/2013	05/07/2013
	JILIB WEST	1	28/06/2013	28/06/2013
HIRAN	BARDERA	2	28/08/2013	13/09/2013
	BELET HAWA	1	28/06/2013	28/06/2013
MIDDLE JUBA	MAHAS	4	12/06/2013	27/08/2013
	BULO BURTI	2	19/07/2013	02/08/2013
	BUAALE	1	25/08/2013	25/08/2013
MIDDLE SHABELLE	SALAGLE	2	07/07/2013	10/08/2013
	JILIB EAST	2	29/05/2013	02/08/2013
	JOWHAR	4	08/06/2013	14/08/2013
	BALAD	6	13/06/2013	07/08/2013
GALGADUD	RUNINGOD	1	23/07/2013	23/07/2013
	ADEN YABAL	5	24/05/2013	22/07/2013
	ADALE	1	09/07/2013	09/07/2013
	MAHADAY	1	14/06/2013	14/06/2013
	GALHARERI	1	30/07/2013	30/07/2013
BANADIR	EL BUR	1	14/07/2013	14/07/2013
	DHARKENLEY	6	04/05/2013	19/07/2013
	HODAN	13	17/04/2013	14/07/2013
	HELIWA	8	05/05/2013	14/07/2013
	DAYNILE	6	09/05/2013	11/07/2013
	YAQSHID	9	21/05/2013	11/07/2013
	WARDIGLEY	7	13/05/2013	30/06/2013
	WABERI	3	20/05/2013	25/06/2013
	KARAN	3	26/05/2013	09/06/2013
	HAMAR JABJAB	3	18/04/2013	08/06/2013
	MEDINA	8	12/05/2013	04/06/2013
	HAWALWADAG	1	29/05/2013	29/05/2013
	HAMARWEYNE	1	21/05/2013	21/05/2013
ABDUL AZIZ	1	19/05/2013	19/05/2013	
Grand Total		180	17/04/2013	30/09/2013



**Circulating VDPV cases and date of onset of paralysis in EMR countries by districts
2012-2013**

Year	COUNTRY	PROVINCE	DISTRICT	cVDP2			cVDP3				
				Count	First Case	Last Case	Count	First Case	Last Case		
2012	AFG	KANDAHAR	MAYWAND	1	17/10/2012	17/10/2012					
			PANJWAYI	2	30/10/2012	20/12/2012					
			SPINBOLDAK	1	05/11/2012	05/11/2012					
		HILMAND	KAJAKI	1	02/12/2012	02/12/2012					
			WASHER	1	20/12/2012	20/12/2012					
			NAD-E-ALI	3	03/12/2012	21/12/2012					
			NAHR-E-SARAJ	1	15/11/2012	15/11/2012					
			NAWZAD	1	24/12/2012	24/12/2012					
		AFG Total				11	17/10/2012	24/12/2012			
		PAK	BALOCHISTAN	KABDULAH	15	30/08/2012	14/12/2012				
	KHIGADAP			1	08/12/2012	08/12/2012					
	PAK Total				16	30/08/2012	14/12/2012				
	SOM	LOWER JUBA	KISMAYO	1	23/07/2012	23/07/2012					
	SOM Total				1	23/07/2012	23/07/2012				
YEM	HAJDAH	HARAD				1	24/08/2012	24/08/2012			
		ALHUDAIDAH				1	27/04/2012	27/04/2012			
YEM Total							2	27/04/2012	24/08/2012		
2012 Total				28	23/07/2012	24/12/2012	2	27/04/2012	24/08/2012		
2013	AFG	KANDAHAR	SHAHWALIKOT	1	13/03/2013	13/03/2013					
			HILMAND	2	22/01/2013	20/02/2013					
	AFG Total				3	22/01/2013	13/03/2013				
	PAK	BALOCHISTAN	JAFARABAD	1	11/01/2013	11/01/2013					
			MASTUNG	1	27/06/2013	27/06/2013					
			SINDH	4	21/02/2013	03/07/2013					
			FATA	1	13/07/2013	13/07/2013					
	PAK Total				29	10/04/2013	26/09/2013				
SOM	LOWER SHABELLE	AFGOI	1	09/01/2013	09/01/2013						
SOM Total				1	09/01/2013	09/01/2013					
2013 Total				40	09/01/2013	26/09/2013					

In 2012, 3 AFP cases in Afghanistan and 2 cases in Pakistan were identified as VDPVs by contacts

In 2013, 1 AFP case in Somalia was identified as VDPV by contact