



Table 1: Acute Flaccid Paralysis (AFP) cases by week of onset

Country	Reported AFP cases by week of onset - Week (44/13) / Ending on : 03/11/13														
	Total AFP 2011	Total AFP 2012	Total AFP to date, 2013	W 33 18 Aug 13	W 34 25 Aug 13	W 35 01 Sep 13	W 36 08 Sep 13	W 37 15 Sep 13	W 38 22 Sep 13	W 39 29 Sep 13	W 40 06 Oct 13	W 41 13 Oct 13	W 42 20 Oct 13	W 43 27 Oct 13	W 44 03 Nov 13
Afghanistan	1831	1829	1589	40	37	36	45	30	45	36	37	23	23	26	3
Bahrain	10	19	5	0	0	1	0	0	0	0	0	0	0	0	
Djibouti	6	6	7	0	0	0	1	1	1	1	0	0	0	0	1
Egypt	1023	1022	813	11	20	10	24	14	16	20	13	7	16	15	2
Iran	603	689	557	10	11	10	17	9	19	17	17	10	12	8	0
Iraq	530	467	345	8	11	20	6	9	9	10	3	6	4	4	
Jordan ****	30	34	22	0	0	1	0	0	0	1	3	0			
Kuwait	38	36	28	0	0	0	2	0	0	0	2	0	1	2	0
Lebanon ****	22	24	17	1	1	1	0	0	0	0	0	1	2	0	
Libya	35	42	45	1	1	0	1	1	0	0	0	0			
Morocco	76	81	86	1	1	2	2	2	1	3	5	1	4	0	
Oman	39	31	17	0	1	0	0	0	0	0	1	1	0	0	0
Pakistan	5762	5036	3687	114	118	94	100	97	95	90	93	53	35	8	
Palestine ****	17	21	31	1	1	1	6	1	2	0	0	1	0	0	0
Qatar	6	13	8	1	0	0	0	0	0	0	0	0	0	0	0
Saudi Arabia	213	227	178	6	6	3	2	5	10	5	3	2	6	2	0
Somalia	172	148	465	14	10	9	12	24	11	7	4	5	1	0	
Sudan	362	384	332	6	6	4	10	7	4	10	8	9	9	4	0
South Sudan	341	326	281	12	6	8	7	9	5	1	0	0	0	0	
Syria ****	168	109	88	1	2	2	1	6	4	3	7	1	1	2	
Tunisia	47	61	29	0	1	0	0	1	0	0	1	0	0	0	
U.A.E	25	40	28	1	0	0	0	0	2	0	0	0	2	0	0
Yemen	386	475	491	4	8	12	15	15	10	10	16	9	9	8	0
<b>Total EMR</b>	<b>11742</b>	<b>11120</b>	<b>9149</b>	<b>232</b>	<b>241</b>	<b>214</b>	<b>251</b>	<b>231</b>	<b>234</b>	<b>214</b>	<b>213</b>	<b>129</b>	<b>125</b>	<b>79</b>	<b>6</b>

No data = No report received

Table 2: Confirmed polio cases by month of onset

Country	Total year 2011	Total year 2012	03/11		Confirmed polio cases by month of onset											
			2012	2013	December 2012	January 2013	February 2013	March 2013	April 2013	May 2013	June 2013	July 2013	August 2013	September 2013	October 2013	November 2013
Afghanistan	80	37	32	9	2	1	0	1	0	0	1	1	2	3		
Bahrain	0	0	0	0	0	0	0	0	0	0	0	0	0	0		
Djibouti	0	0	0	0	0	0	0	0	0	0	0	0	0	0	0	
Egypt	0	0	0	0	0	0	0	0	0	0	0	0	0	0		
Iran	0	0	0	0	0	0	0	0	0	0	0	0	0	0		
Iraq	0	0	0	0	0	0	0	0	0	0	0	0	0	0		
Jordan ****	0	0	0	0	0	0	0	0	0	0	0	0	0	0		
Kuwait	0	0	0	0	0	0	0	0	0	0	0	0	0	0		
Lebanon ****	0	0	0	0	0	0	0	0	0	0	0	0	0	0		
Libya	0	0	0	0	0	0	0	0	0	0	0	0	0	0		
Morocco	0	0	0	0	0	0	0	0	0	0	0	0	0	0		
Oman	0	0	0	0	0	0	0	0	0	0	0	0	0	0	0	
Pakistan	198	58	55	56	0	2	3	1	2	9	4	4	8	19	4	
Palestine ****	0	0	0	0	0	0	0	0	0							
Qatar	0	0	0	0	0	0	0	0	0	0	0	0	0	0		
Saudi Arabia	0	0	0	0	0	0	0	0	0	0	0	0	0	0		
Somalia	0	0	0	180	0	0	0	0	4	41	67	45	17	6		
Sudan	0	0	0	0	0	0	0	0	0	0	0	0	0	0		
South Sudan	0	0	0	0	0	0	0	0	0	0	0	0	0	0		
Syria ****	0	0	0	0	0	0	0	0	0	0	0	0	0	0		
Tunisia	0	0	0	0	0	0	0	0	0	0	0	0	0	0	0	
U.A.E	0	0	0	0	0	0	0	0	0	0	0	0	0	0		
Yemen	0	0	0	0	0	0	0	0	0	0	0	0	0	0		
<b>Total EMR</b>	<b>278</b>	<b>95</b>	<b>87</b>	<b>245</b>	<b>2</b>	<b>3</b>	<b>3</b>	<b>2</b>	<b>6</b>	<b>50</b>	<b>72</b>	<b>50</b>	<b>27</b>	<b>28</b>	<b>4</b>	<b>0</b>

\*\*\*\* UNRWA cases are included with those of country of residence

Received reports of a cluster of AFP cases in the Syrian Arab Republic. This cluster of "Hot" AFP was detected in early October 2013 in Deir Al Zour province. Investigation of specimens received in VACSERA, Egypt showed detection of 10 isolates. Tables on pages 1, 2 and 5 are not reflecting these cases as they are pending classification by Syrian Ministry of Health awaiting final results from CDC.



Table 3: Investigation of AFP cases with paralysis onset in 2012 &amp; 2013 up to Week (44/13) / Ending on : (03/11/13)

COUNTRY	2012											2013											Latest line List Date		
	AFP									Specimen	Wild cases		AFP									Specimen		Wild cases	
	Total AFP cases onset 2012	Case classification					Non polio AFP rate **	AFP cases pending classification > 90 days from onset of paralysis	AFP cases pending classification and lab > 90 days from onset of paralysis		% with *** adequate specimens	Wild P1 Poliovirus	Wild P3 Poliovirus	Total AFP cases onset 2013	Case classification					Annualized Non polio AFP rate **	AFP cases pending classification > 90 days from onset of paralysis			AFP cases pending classification and lab > 90 days from onset of paralysis	% with *** adequate specimens
		Total Confirmed Polio Cases *	Polio Compatible	Pending Classification	Discarded (non polio AFP)	VDPV				Total Confirmed Polio Cases *					Polio Compatible	Pending Classification	Discarded (non polio AFP)	VDPV							
Afghanistan	1829	37	7	0	1774	11	9.4	0	0	92.3	37	0	1589	9	0	112	1465	3	9.9	4	0	93.8	9	0	03/11/2013
Bahrain	19	0	0	0	19	0	7.0	0	0	94.7	0	0	5	0	0	1	4	0	2.2	0	0	80.0	0	0	27/10/2013
Djibouti	6	0	0	0	6	0	2.0	0	0	66.7	0	0	7	0	0	6	1	0	2.8	1	0	71.4	0	0	03/11/2013
Egypt	1022	0	0	0	1021	1	3.2	0	0	91.6	0	0	813	0	0	95	718	0	2.9	2	0	91.9	0	0	31/10/2013
Iran	689	0	0	0	687	2	3.5	0	0	92.5	0	0	557	0	0	116	440	1	3.8	0	0	95.7	0	0	03/11/2013
Iraq	467	0	0	0	467	2	3.2	0	0	89.7	0	0	345	0	0	73	272	0	2.8	20	4	83.5	0	0	31/10/2013
Jordan	34	0	0	0	34	0	1.4	0	0	85.3	0	0	22	0	0	5	17	0	1.1	0	0	90.9	0	0	19/10/2013
Kuwait	36	0	0	0	36	0	4.7	0	0	86.1	0	0	28	0	0	2	26	0	4.2	0	0	92.9	0	0	03/11/2013
Lebanon	24	0	0	0	24	0	2.0	0	0	50.0	0	0	17	0	0	9	8	0	2.0	3	0	47.1	0	0	02/11/2013
Libya	42	0	0	0	42	0	2.1	0	0	97.6	0	0	45	0	0	4	41	0	2.6	2	2	95.6	0	0	19/10/2013
Morocco	81	0	0	0	81	0	0.8	0	0	81.5	0	0	86	0	0	13	73	0	1.0	1	0	70.9	0	0	01/11/2013
Oman	31	0	0	0	31	0	3.9	0	0	100.0	0	0	17	0	0	0	17	0	2.6	0	0	100.0	0	0	03/11/2013
Pakistan	5036	58	6	0	4956	16	6.5	0	0	88.6	56 #	3 #	3687	56	2	304	3287	38	5.7	124	5	90.0	56	0	02/11/2013
Palestine	21	0	0	0	21	0	1.2	0	0	95.2	0	0	31	0	0	12	19	0	2.1	1	1	100.0	0	0	03/11/2013
Qatar	13	0	0	0	13	0	5.6	0	0	92.3	0	0	8	0	0	1	7	0	4.1	0	0	100.0	0	0	03/11/2013
Saudi Arabia	227	0	0	0	227	0	2.6	0	0	96.0	0	0	178	0	0	40	138	0	2.4	0	0	95.5	0	0	03/11/2013
Somalia	148	0	2	0	145	1	2.9	0	0	98.0	0	0	465	180	0	100	184	1	6.2	30	11	85.6	180	0	02/11/2013
Sudan	384	0	0	0	383	1	2.5	0	0	96.9	0	0	332	0	0	26	305	1	2.5	0	0	98.8	0	0	03/11/2013
South Sudan	326	0	0	0	325	1	4.0	0	0	94.2	0	0	281	0	0	61	220	0	4.0	16	4	93.2	0	0	27/10/2013
Syria	109	0	0	0	109	1	1.1	0	0	84.4	0	0	88	0	0	22	66	0	1.2	2	0	72.7	0	0	30/10/2013
Tunisia	61	0	0	0	61	0	2.4	0	0	78.7	0	0	29	0	0	1	28	0	1.3	1	0	82.8	0	0	01/11/2013
U.A.E	40	0	0	0	40	0	4.0	0	0	100.0	0	0	28	0	0	2	26	0	3.3	0	0	100.0	0	0	03/11/2013
Yemen	475	0	0	0	471	4	4.0	0	0	93.3	0	0	491	0	0	63	428	0	4.8	4	0	91.2	0	0	03/11/2013
EMR	11120	95	15	0	10973	40	4.5	0	0	90.6	93	3	9149	245	2	1068	7790	44	4.4	211	27	91.0	245	0	
2011	11742	278	45	0	11395	24	4.8	0	0	90.0	276	2													

\* Confirmed polio cases refer to wild isolation from AFP cases or from contacts of negative index AFP cases

\*\* Non-polio AFP per 100,000 children &lt;15 years

\*\*\* Adequate here refers to two stool specimens collected at least 24 hours apart, within 14 days of paralysis onset

\*\*\*\* AFP cases co infected with P1 and P3 are counted separately as wild isolates

# In 2012, 1 AFP case in Pakistan had co infection P1 &amp; P3 from 2 contacts P1 &amp; P3

Received reports of a cluster of AFP cases in the Syrian Arab Republic. This cluster of "Hot" AFP was detected in early October 2013 in Deir Al Zour province. Investigation of specimens received in VACSERA, Egypt showed detection of 10 isolates. Tables on pages 1, 2 and 5 are not reflecting these cases as they are pending classification by Syrian Ministry of Health awaiting final results from CDC.



## World Health Organization – Regional Office for Eastern Mediterranean

## AFP SURVEILLANCE

Week 44, ending 03 November 2013

4-Nov-13

Number 787

Table 4: Investigation of contacts of AFP cases with paralysis onset in 2013 up to Week (44/13) / Ending on : (03/11/2013)

Country	No. of AFP cases	No. of eligible AFP cases for contact sampling*	% of eligible AFP cases with contact samplings	% of eligible AFP cases with 3+ contacts	Total number of Contacts**	% of contacts under 5 years	% of contacts with specimens collected within 7 days of notification of index	% Contact specimens in lab within 3 days of collection	% Contact specimens positive for NPEV	% Contact specimens positive for Sabin like virus	No. of contacts positive for wild virus	% of wild polio virus isolation from contacts	No. of Contacts positive for VDPVs	No. of -ve index AFP cases identified positive by contact	No. of district infected from contacts
Afghanistan	1589	98	84.7	84.7	701	95.1	79.0	20.9	24.0	5.2	0	0.0		0	0
Bahrain	5	1	0.0	0.0	0						0			0	0
Djibouti	7	2	0.0	0.0	3	33.3	0.0	0.0	0.0	0.0	0	0.0		0	0
Egypt	813	77	81.8	80.5	342	75.4	62.3	98.4	15.1	2.3	0	0.0		0	0
Iran	557	24	100.0	95.8	118	67.8	50.0	72.9	2.5	3.4	0	0.0		0	0
Iraq	345	57	66.7	52.6	160	62.5	15.0	74.3	11.0	1.5	0	0.0		0	0
Jordan	22	2	0.0	0.0	0						0			0	0
Kuwait	28	2	100.0	100.0	67	46.3	83.6	100.0	7.5	0.0	0	0.0		0	0
Lebanon	17	9	0.0	0.0	0						0			0	0
Libya	45	2	0.0	0.0	0						0			0	0
Morocco	86	25	40.0	36.0	47	46.8	4.3	35.3	2.9	8.8	0	0.0		0	0
Oman	17	0			44	86.4	18.2	100.0	15.9	6.8	0	0.0		0	0
Pakistan	3687	367	83.1	79.8	1094	88.5	59.4	72.8	28.3	5.7	1	0.1		1	1
Palestine	31	0			0						0			0	0
Qatar	8	0			0						0			0	0
Saudi Arabia	178	8	100.0	100.0	26	26.9	38.5	33.3	0.0	0.0	0	0.0		0	0
Somalia	465	67	74.6	73.1	1647	84.3	91.1	27.7	10.1	7.5	288	27.0	1	44	13
Sudan	332	4	75.0	75.0	214	83.2	58.9	44.7	10.1	2.8	0	0.0	1	0	0
South Sudan	281	19	89.5	78.9	805	85.3	91.3	2.4	18.9	2.6	0	0.0		0	0
Syria	88	24	16.7	8.3	16	25.0	18.8	100.0	7.7	0.0	0	0.0		0	0
Tunisia	29	5	20.0	0.0	7	28.6	42.9	83.3	0.0	0.0	0	0.0		0	0
U.A.E.	28	0			0						0			0	0
Yemen	491	43	67.4	60.5	623	63.2	74.0	10.6	17.8	7.1	0	0.0		0	0
Grand Total 2013	9149	836	76.2	72.4	5914	81.6	74.5	40.1	18.0	5.2	289	5.9	2	45	14
Grand Total 2012	11120	1061	83.6	79.2	5761	82.9	70.4	45.1	18.6	3.3	10	0.2	11	7	4

\* Eligible refers to AFP cases with inadequate stool specimens

\*\* Total number of contacts from eligible AFP cases and from other AFP cases as per with country criteria for contact sampling

## Last wild contacts in EMRO, 01/01/2012- 03/11/2013

Year	Country	Count of wild contacts	Date of Most Recent stool collection
2012	Afghanistan	3	10/11/2012
	Pakistan	7	08/10/2012
<b>2012 Total</b>		<b>10</b>	<b>10/11/2012</b>
2013	SOM	288	04/10/2013
	Pakistan	1	02/10/2013
<b>2013 Total</b>		<b>289</b>	<b>04/10/2013</b>

## Number and distribution by district of -ve index AFP cases identified as wild positive by contact in EMR, 2013

COUNTRY	PROVINCE	DISTRICT	P1 count	First case	Last case
SOM	AFMADOW / HAGAR	BADADE	2	08/08/2013	14/09/2013
		BADADE	1	04/08/2013	04/08/2013
		JAMAAME EAST	2	26/05/2013	24/07/2013
	MIDDLE JUBA	KISMAYO	3	17/05/2013	10/07/2013
		JILIB WEST	1	28/06/2013	28/06/2013
		BUAALE	1	25/08/2013	25/08/2013
	BAY	JILIB EAST	1	02/08/2013	02/08/2013
		BAIDOA	2	16/06/2013	19/08/2013
		BURHAKABA	3	26/04/2013	07/08/2013
	HIRAN	DINSOR	4	01/07/2013	16/07/2013
		MAHAS	1	27/07/2013	27/07/2013
		JOWHAR	2	10/06/2013	23/07/2013
	MIDDLE SHABELLE	AJEN YABAL	1	27/06/2013	27/06/2013
		HODAN	4	17/04/2013	14/07/2013
		BAKOL	1	04/05/2013	01/07/2013
	LOWER SHABELLE	HELWA	1	10/06/2013	10/06/2013
		HAMAR JABJAB	2	27/04/2013	08/06/2013
		MEDINA	2	28/05/2013	04/06/2013
	GEDO	WABERI	1	25/05/2013	25/05/2013
		DAYNILE	1	19/05/2013	19/05/2013
		DAYNILE	1	13/05/2013	13/05/2013
	BAKOOL	BELET HAWA	1	28/06/2013	28/06/2013
		EL BARDE	1	12/06/2013	12/06/2013
WANLEWEYNE		1	08/06/2013	08/06/2013	
SOM Total	BRAVA	1	17/05/2013	17/05/2013	
		44	17/04/2013	14/09/2013	



Table 5: Laboratory investigation of AFP cases with paralysis onset in 2013 up to Week (44/13) / Ending on : (03/11/2013)

Country	Polio laboratories Sequencing performed by CDC and RIVM laboratories	AFP cases with specimens	Preliminary virus isolation results of AFP cases						Poliovirus intratypic differentiation results #										Indicators				Latest report Date						
			Referred for ITD		NPEV only	Negative	Pending		Type 1			Type 2			Type 3			Discordant pending sequence	NPEV by PCR	Non-EV	Pending ITD	% specimens positive for NPEV*		% AFP cases with culture results within 14 days	% AFP cases with ITD results within 7 days	% AFP cases with ITD results within 45 days of onset**			
			L20B+	L20B+NPEV			received < / = 14 days	received > 14 days ago	Wild	Sabin	VDPV	Wild	Sabin	VDPV	Wild	Sabin	VDPV												
Afghanistan	RRL Pakistan	1558	81	11	308	1105	53		9	47				21	3	37									19%	100%	99%	98%	02/11/2013
Bahrain	PNL Oman	6				6																			0%	100%		83%	04/11/2013
Djibouti	NPL Kenya	7				5	1	1																	0%			100%	03/11/2013
Egypt**	RRL Egypt	803	13	5	91	631	29	34		8						4			5	4				12%	98%	94%	99%	04/11/2013	
Iran	NPL Iran	556	15		6	521	12	2		7			4	1	3					2				1%	100%	100%	99%	02/11/2013	
Iraq	RRL Egypt	340	7		25	235	12	61		8				2		10					1			10%	99%	100%	100%	01/11/2013	
Jordan	RRL Tunisia	24			2	20	2																	7%	100%			03/11/2013	
Kuwait	RRL Kuwait	31			1	28	2																	5%	90%		100%	04/11/2013	
Lebanon	RRL Egypt	13				12		1																5%	92%		92%	04/11/2013	
Libya	RRL Tunisia	47	1		6	39	1			1					1									12%	98%	100%	100%	01/11/2013	
Morocco	RRL Tunisia	74			7	62	3	1																9%	91%	0%	94%	01/11/2013	
Oman	NPL Oman	17			4	13																		32%	100%		100%	04/11/2013	
Pakistan	RRL Pakistan	3782	262	24	786	2570	140		55	85			51	38	74			5	5	1	1			20%	100%	96%	97%	02/11/2013	
Palestine & UNRWA		31			5	25																		17%	11%		80%	03/11/2013	
Qatar	NPL Oman	8			1	7																		13%	100%		100%	04/11/2013	
Saudi Arabia	NPL Oman	179	1			170	7	1		2					3									0%	100%	100%	67%	03/11/2013	
Somalia	NPL Kenya	464	163	2	40	186	1	87	136	14			7		16									11%	3%		78%	02/11/2013	
Sudan	RRL Egypt	332	5		43	259	23	2					3		6									13%	97%	100%	100%	03/11/2013	
South Sudan	NPL Kenya	281	7		55	170		50		4			1		2									24%	0%		82%	27/10/2013	
Syria	RRL Tunisia	87	14		3	62	4	4	8				1											3%	70%	100%	100%	30/10/2013	
Tunisia	RRL Tunisia	31	1			27	3			1														0%	100%	100%	96%	01/11/2013	
U.A.E	NPL Oman	24	1		1	21	1			1					1									4%	100%	100%	100%	04/11/2013	
Yemen	RRL Egypt	478	34		67	330	37	10		9			8		15			3	2	3				16%	96%	100%	90%	04/11/2013	
Total EMR 2013		9173	605	42	1451	6504	331	254	208	187			98	42	172			9	12	10	1			16%	92%	97%	96%		
Total EMR 2012		11004	574	60	1999	8364		5	86	210			115	32	2	242	4		6	24	14			16%	94%	99%	97%		

\* Specimens from all sources including non-AFP cases, excluding environmental samples

\*\* This indicator reflects surveillance and laboratory activities

\*\*\* Environmental surveillance initiated in Egypt in September 2000 showed the following:

Result	2010	2011	2012	2013
Negative	416	448	401	331
Pending				63
Wild	1		2	
VDPVP2			7	3
VDPVP1			1	
Total	417	448	411	397

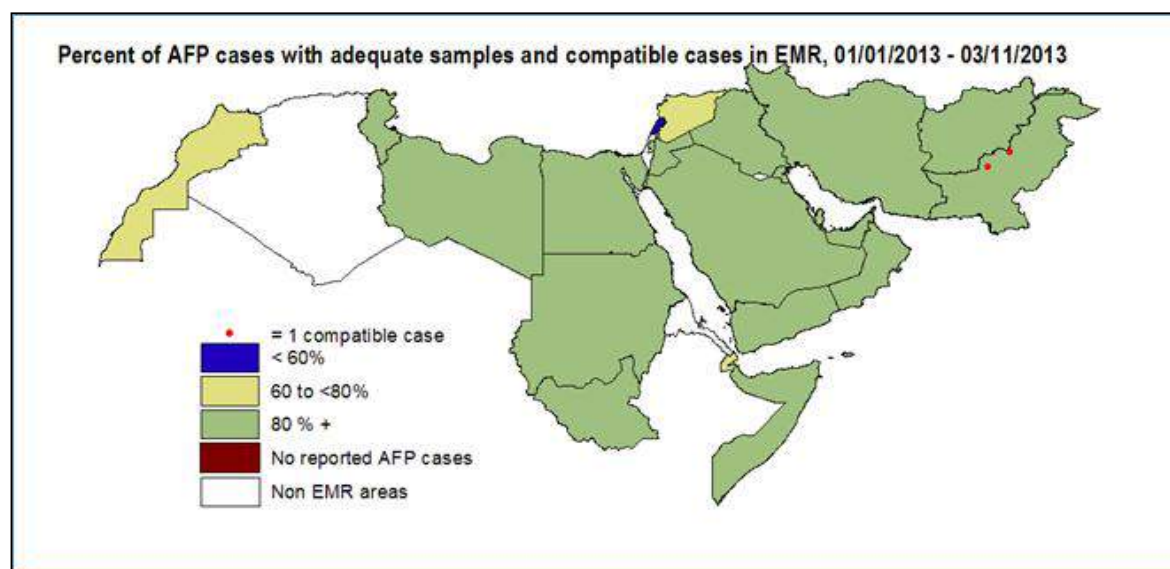
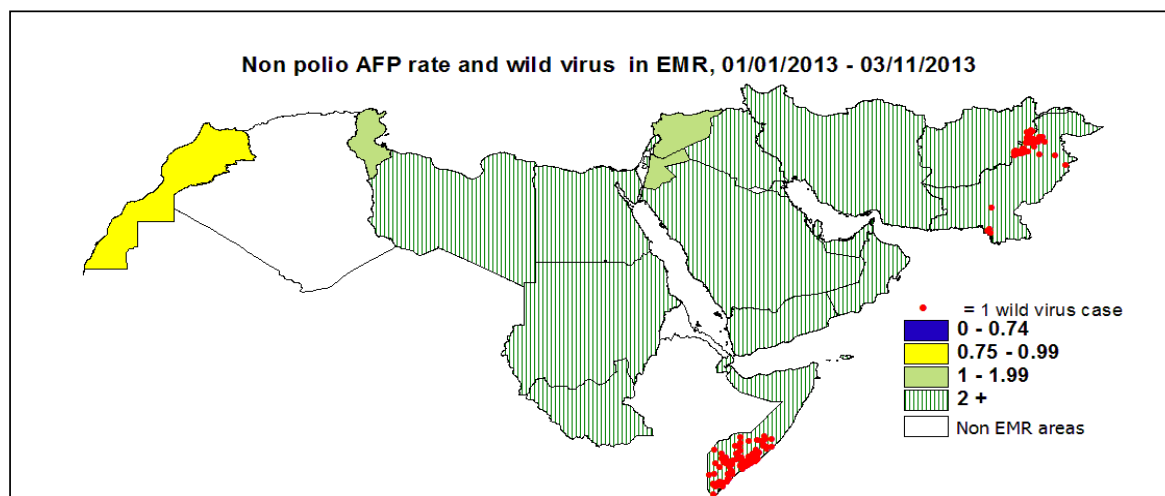
YEAR	Province	Site	Count	First date	Last Date
2013	VDPVP2	CAIRO	AL HAGGANA 2	1	08/01/2013 08/01/2013
		FAYOUM	FAYOUM CITY	1	14/04/2013 14/04/2013
		MINYA	AQRQAS	1	04/03/2013 04/03/2013
VDPVP2 Total			3	08/01/2013 14/04/2013	

\*\*\*\*Environmental surveillance initiated in Pakistan in August 2009 showed the following:

Status	2009	2010	2011	2012	2013
Negative		27	77	68	150
pending					27
Wild		18	79	136	89
Grand Total		45	156	204	239

Year	SITEDIST	SITENAME	Count	Wild	First date	Last date
2013	KHI.GADAP TOWN	COMPOSITE SAMPLE	4		11/04/2013	13/08/2013
		SOHRAB GOTH	4		29/01/2013	23/09/2013
		KHI.GULSHAN-E-IQ	2		22/07/2013	26/08/2013
		PESHAWAR	6		24/01/2013	24/09/2013
		LARA MA SHAHEEN TOWN	9		11/01/2013	10/09/2013
		SAFDAR ABAD	4		25/03/2013	24/09/2013
		SUR PUL	1		20/02/2013	20/02/2013
		ALI TOWN	1		18/09/2013	18/09/2013
		KOTLA ABDUL FATAH	1		28/08/2013	28/08/2013
		TULSIDAS PUMPING STATION	7		10/01/2013	12/08/2013
FAISALABAD	1	FAISALABAD COMPOSITE SITE	1		03/01/2013 03/01/2013	
2013 Total			40		03/01/2013 24/09/2013	

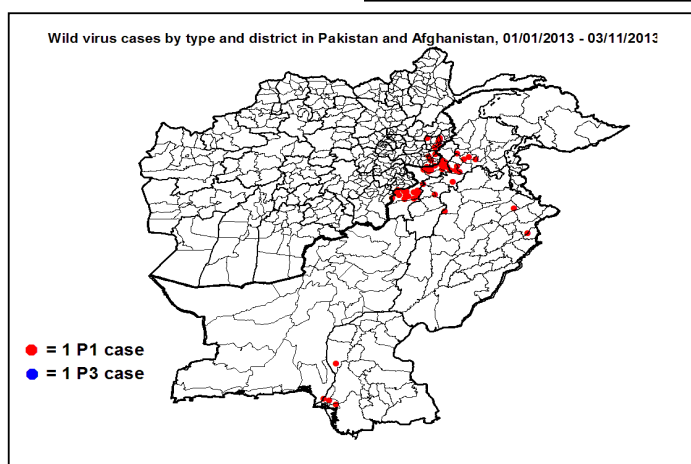
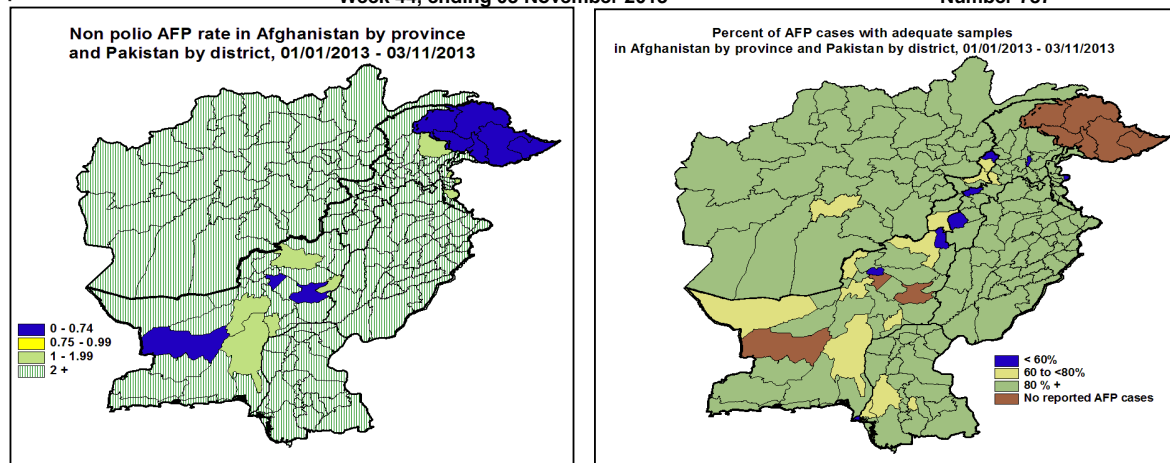
\*\*\*\*\* 3 Environmental specimens taken in West Bank, Palestine were positive for wild polio virus P1. 2 of them were taken from site in West Bank that drains sewage from both Israel and Palestine  
Isolation of 1 wild polio virus P1 from environmental specimen collected 20 August 2013 from Gaza, Palestine



**Wild polio cases by country and date of onset of paralysis in EMR, 2012-2013**

Year	COUNTRY	P1			P3			P1P3			Total Count	First Case	Last Case
		Count	First Case	Last Case	Count	First Case	Last Case	Count	First Case	Last Case			
2012	AFG	37	01/01/2012	20/12/2012							37	01/01/2012	20/12/2012
	PAK	55	01/01/2012	30/11/2012	2	19/02/2012	18/04/2012	1	04/01/2012	04/01/2012	58	01/01/2012	30/11/2012
2012 Total		92	01/01/2012	20/12/2012	2	19/02/2012	18/04/2012	1	04/01/2012	04/01/2012	95	01/01/2012	20/12/2012
2013	AFG	9	31/01/2013	27/09/2013							9	31/01/2013	27/09/2013
	PAK	56	14/01/2013	14/10/2013							56	14/01/2013	14/10/2013
	SOM	180	17/04/2013	30/09/2013							180	17/04/2013	30/09/2013
2013 Total		245	14/01/2013	14/10/2013							245	14/01/2013	14/10/2013

Received reports of a cluster of AFP cases in the Syrian Arab Republic. This cluster of "Hot" AFP was detected in early October 2013 in Deir Al Zour province. Investigation of specimens received in VACSERA, Egypt showed detection of 10 isolates. Tables on pages 1, 2 and 5 are not reflecting these cases as they are pending classification by Syrian Ministry of Health awaiting final results from CDC.



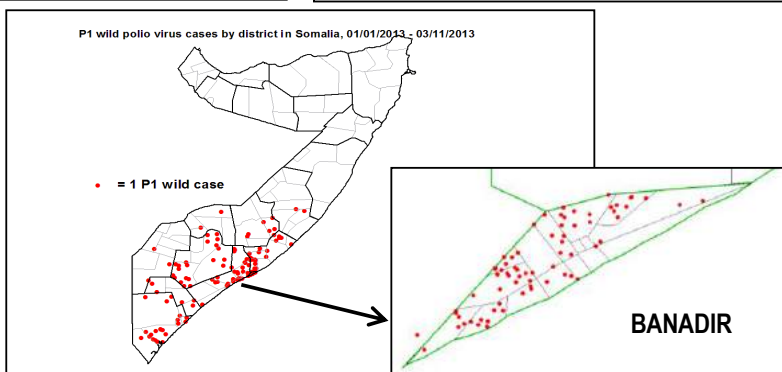
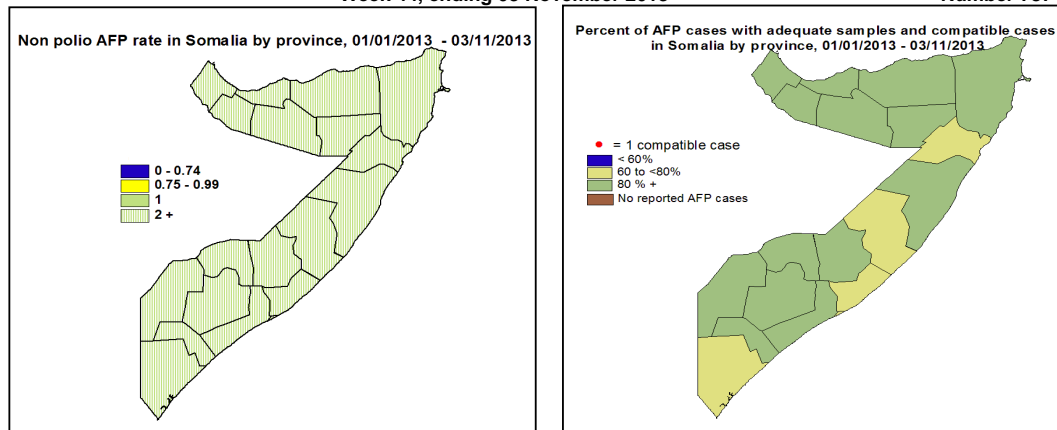
### Wild Polio cases by district and date of onset of paralysis, Afghanistan 2013

PROVINCE	DISTRICT	P1		
		Count	First case	Last case
KUNAR	CHAPADARA	1	27/09/2013	27/09/2013
	NARANG	1	19/09/2013	19/09/2013
	WATAPUR	3	23/07/2013	15/09/2013
	KHASKUNAR	1	28/03/2013	28/03/2013
NANGARHAR	BATIKOT	1	08/08/2013	08/08/2013
	SHINWAR	1	06/06/2013	06/06/2013
	LALPUR	1	31/01/2013	31/01/2013
Grand Total		9	31/01/2013	27/09/2013

### Wild Polio cases by district and date of onset of paralysis, Pakistan 2013

PROVINCE	DISTRICT	P1		
		Count	First case	Last case
FATA	WAZIR-N	17	24/05/2013	14/10/2013
	KHYBER	16	24/04/2013	05/10/2013
	FR BANNU	6	03/05/2013	01/10/2013
	FR DIKHAN	1	26/08/2013	26/08/2013
PUNJAB	SHEIKUPURA	1	26/09/2013	26/09/2013
	MBDIN	1	26/05/2013	26/05/2013
	MIANWALI	1	07/02/2013	07/02/2013
KHYBER PAKHTOON	PESHAWAR	3	30/06/2013	24/09/2013
	SWABI	1	10/09/2013	10/09/2013
	KOHAT	1	19/08/2013	19/08/2013
	MARDAN	2	12/02/2013	22/04/2013
	MALAKAND	1	08/02/2013	08/02/2013
	BANNU	1	26/01/2013	26/01/2013
SINDH	KHIGADAP	2	09/07/2013	19/09/2013
	DADU	1	22/03/2013	22/03/2013
	KHIBINQASIM	1	14/01/2013	14/01/2013
Grand Total		56	14/01/2013	14/10/2013

Swabi P1 case (KP/41/13/037) was identified as wild by a positive contact with date of stool collection 02/10/2013



### Wild Polio cases by district and date of onset of paralysis, Somalia 2013

PROVINCE	DISTRICT	Count	First case	Last case	
LOWER SHABELLE	MARKA	11	30/05/2013	30/09/2013	
	WANLEWEYNE	5	08/06/2013	18/07/2013	
	QORYOLEY	2	23/05/2013	08/07/2013	
	AFGOI	10	12/05/2013	20/06/2013	
	KURTUNWAAREY	3	03/06/2013	17/06/2013	
	AWDHEEGLE	1	11/06/2013	11/06/2013	
BAKOOL	BRAVA	1	17/05/2013	17/05/2013	
	WAJID	1	24/09/2013	24/09/2013	
BAY	EL BARDE	1	12/06/2013	12/06/2013	
	BAIDOA	5	10/06/2013	19/09/2013	
LOWER JUBA	DINSOR	12	06/06/2013	18/08/2013	
	BURHAKABA	4	26/04/2013	08/08/2013	
	AFMADOW / HAGAR	3	14/07/2013	14/09/2013	
	KISMAYO	12	17/05/2013	02/09/2013	
GEDO	BADADE	1	04/08/2013	04/08/2013	
	JAMAAME EAST	2	26/05/2013	24/07/2013	
	JAMAAME WEST	2	29/06/2013	05/07/2013	
HIRAN	JILIB WEST	1	28/06/2013	28/06/2013	
	BARDERA	2	28/08/2013	13/09/2013	
MIDDLE JUBA	BELET HAWA	1	28/06/2013	28/06/2013	
	MAHAS	4	12/06/2013	27/08/2013	
MIDDLE SHABELLE	BULO BURTI	2	19/07/2013	02/08/2013	
	BUAALE	1	25/08/2013	25/08/2013	
	SALAGLE	2	07/07/2013	10/08/2013	
BANADIR	JILIB EAST	2	29/05/2013	02/08/2013	
	JOWHAR	4	08/06/2013	14/08/2013	
	BALAD	6	13/06/2013	07/08/2013	
	RUNINGOD	1	23/07/2013	23/07/2013	
	ADEN YABAL	5	24/05/2013	22/07/2013	
	ADALE	1	09/07/2013	09/07/2013	
GALGADUD	MAHADAY	1	14/06/2013	14/06/2013	
	GALHARERI	1	30/07/2013	30/07/2013	
BANADIR	EL BUR	1	14/07/2013	14/07/2013	
	DHARKENLEY	6	04/05/2013	19/07/2013	
	HODAN	13	17/04/2013	14/07/2013	
	HELIWA	8	05/05/2013	14/07/2013	
	DAYNILE	6	09/05/2013	11/07/2013	
	YAQSHID	9	21/05/2013	11/07/2013	
	WARDIGLEY	7	13/05/2013	30/06/2013	
	WABERI	3	20/05/2013	25/06/2013	
	KARAN	3	26/05/2013	09/06/2013	
	HAMAR JABJAB	3	18/04/2013	08/06/2013	
	MEDINA	8	12/05/2013	04/06/2013	
	HAWALWADAG	1	29/05/2013	29/05/2013	
	HAMARWEYNE	1	21/05/2013	21/05/2013	
	ABDUL AZIZ	1	19/05/2013	19/05/2013	
	<b>Grand Total</b>		<b>180</b>	<b>17/04/2013</b>	<b>30/09/2013</b>



**Circulating VDPV cases and date of onset of paralysis in EMR countries by districts  
2012-2013**

Year	COUNTRY	PROVINCE	DISTRICT	cVDP2			cVDP3				
				Count	First Case	Last Case	Count	First Case	Last Case		
2012	AFG	KANDAHAR	MAYWAND	1	17/10/2012	17/10/2012					
			PANJWAYI	2	30/10/2012	20/12/2012					
			SPINBOLDAK	1	05/11/2012	05/11/2012					
		HILMAND	KAJAKI	1	02/12/2012	02/12/2012					
			WASHER	1	20/12/2012	20/12/2012					
			NAD-E-ALI	3	03/12/2012	21/12/2012					
			NAHR-E-SARAJ	1	15/11/2012	15/11/2012					
			NAWZAD	1	24/12/2012	24/12/2012					
		AFG Total				11	17/10/2012	24/12/2012			
		PAK	BALOCHISTAN	KABDULAH	15	30/08/2012	14/12/2012				
	SINDH			1	08/12/2012	08/12/2012					
	PAK Total				16	30/08/2012	14/12/2012				
	SOM	LOWER JUBA	KISMAYO	1	23/07/2012	23/07/2012					
	SOM Total				1	23/07/2012	23/07/2012				
YEM	HAJJAH	HARAD				1	24/08/2012	24/08/2012			
		ALHUDAIDAH	ALZUHRA				1	27/04/2012	27/04/2012		
YEM Total							2	27/04/2012	24/08/2012		
2012 Total				28	23/07/2012	24/12/2012		2	27/04/2012	24/08/2012	
2013	AFG	KANDAHAR	SHAHWALIKOT	1	13/03/2013	13/03/2013					
			HILMAND	2	22/01/2013	20/02/2013					
	AFG Total				3	22/01/2013	13/03/2013				
	PAK	BALOCHISTAN	JAFARABAD	1	11/01/2013	11/01/2013					
			MASTUNG	1	27/06/2013	27/06/2013					
		SINDH	KHIGADAP	4	21/02/2013	03/07/2013					
			FATA	1	13/07/2013	13/07/2013					
	PAK Total				31	10/04/2013	05/10/2013				
	PAK Total				38	11/01/2013	05/10/2013				
	SOM	LOWER SHABELLE	AFGOI	1	09/01/2013	09/01/2013					
SOM Total				1	09/01/2013	09/01/2013					
2013 Total				42	09/01/2013	05/10/2013					

In 2012, 3 AFP cases in Afghanistan and 2 cases in Pakistan were identified as VDPVs by contacts

In 2013, 1 AFP case in Somalia was identified as VDPV by contact