



Table 1: Acute Flaccid Paralysis (AFP) cases by week of onset

| Country | Reported AFP cases by week of onset - Week (45/13) / Ending on : 10/11/13) | | | | | | | | | | | | | | |
|------------------|--|----------------|-------------------------|-------------------|-------------------|-------------------|-------------------|-------------------|-------------------|-------------------|-------------------|-------------------|-------------------|-------------------|-------------------|
| | Total AFP 2011 | Total AFP 2012 | Total AFP to date, 2013 | W 34 25 Aug 13 | W 35 01 Sep 13 | W 36 08 Sep 13 | W 37 15 Sep 13 | W 38 22 Sep 13 | W 39 29 Sep 13 | W 40 06 Oct 13 | W 41 13 Oct 13 | W 42 20 Oct 13 | W 43 27 Oct 13 | W 44 03 Nov 13 | W 45 10 Nov 13 |
| Afghanistan | 1831 | 1829 | 1612 | 37 | 36 | 44 | 30 | 45 | 36 | 38 | 23 | 23 | 33 | 18 | 1 |
| Bahrain | 10 | 19 | 5 | 0 | 1 | 0 | 0 | 0 | 0 | 0 | 0 | 0 | 0 | 0 | 0 |
| Djibouti | 6 | 6 | 7 | 0 | 0 | 1 | 1 | 1 | 1 | 0 | 0 | 0 | 0 | 1 | 0 |
| Egypt | 1023 | 1022 | 828 | 20 | 10 | 24 | 14 | 16 | 20 | 13 | 7 | 16 | 17 | 12 | 3 |
| Iran | 603 | 689 | 572 | 11 | 10 | 17 | 9 | 19 | 17 | 18 | 10 | 12 | 16 | 6 | 0 |
| Iraq | 530 | 467 | 355 | 11 | 20 | 6 | 9 | 9 | 10 | 3 | 7 | 5 | 6 | 5 | 1 |
| Jordan **** | 30 | 34 | 22 | 0 | 1 | 0 | 0 | 0 | 1 | 3 | 0 | | | | |
| Kuwait | 38 | 36 | 29 | 0 | 0 | 2 | 0 | 0 | 0 | 2 | 0 | 1 | 2 | 1 | 0 |
| Lebanon **** | 22 | 24 | 17 | 1 | 1 | 0 | 0 | 0 | 0 | 0 | 1 | 2 | 0 | | |
| Libya | 35 | 42 | 49 | 1 | 0 | 2 | 1 | 0 | 0 | 0 | 0 | 0 | 2 | 1 | |
| Morocco | 76 | 81 | 86 | 1 | 2 | 2 | 2 | 1 | 3 | 5 | 1 | 4 | 0 | | |
| Oman | 39 | 31 | 18 | 1 | 0 | 0 | 0 | 0 | 0 | 2 | 1 | 0 | 0 | 0 | 0 |
| Pakistan | 5762 | 5036 | 3775 | 118 | 94 | 100 | 100 | 97 | 92 | 95 | 58 | 57 | 50 | 9 | 0 |
| Palestine **** | 17 | 21 | 31 | 1 | 1 | 6 | 1 | 2 | 0 | 0 | 1 | 0 | 0 | 0 | |
| Qatar | 6 | 13 | 8 | 0 | 0 | 0 | 0 | 0 | 0 | 0 | 0 | 0 | 0 | 0 | |
| Saudi Arabia | 213 | 227 | 178 | 6 | 3 | 2 | 5 | 10 | 5 | 3 | 2 | 6 | 2 | 0 | 0 |
| Somalia | 172 | 148 | 474 | 10 | 9 | 12 | 24 | 11 | 7 | 6 | 6 | 5 | 2 | 0 | |
| Sudan | 362 | 384 | 339 | 6 | 4 | 10 | 7 | 4 | 10 | 8 | 9 | 12 | 6 | 2 | 0 |
| South Sudan | 341 | 326 | 281 | 6 | 8 | 7 | 9 | 5 | 1 | 0 | 0 | 0 | 0 | | |
| Syria **** | 168 | 109 | 96 | 2 | 2 | 1 | 6 | 4 | 3 | 11 | 1 | 2 | 5 | 0 | 0 |
| Tunisia | 47 | 61 | 29 | 1 | 0 | 0 | 1 | 0 | 0 | 1 | 0 | 0 | 0 | | |
| U.A.E | 25 | 40 | 29 | 0 | 0 | 0 | 0 | 2 | 0 | 0 | 0 | 2 | 0 | 1 | 0 |
| Yemen | 386 | 475 | 508 | 8 | 12 | 15 | 15 | 10 | 10 | 16 | 10 | 9 | 16 | 8 | 0 |
| Total EMR | 11742 | 11120 | 9348 | 241 | 214 | 251 | 234 | 236 | 216 | 224 | 137 | 156 | 157 | 64 | 5 |

No data = No report received

Table 2: Confirmed polio cases by month of onset

| Country | Total year 2011 | Total year 2012 | 10/11 | | Confirmed polio cases by month of onset | | | | | | | | | | | |
|------------------|-----------------|-----------------|-----------|------------|---|--------------|---------------|------------|------------|-----------|-----------|-----------|-------------|----------------|--------------|---------------|
| | | | 2012 | 2013 | December 2012 | January 2013 | February 2013 | March 2013 | April 2013 | May 2013 | June 2013 | July 2013 | August 2013 | September 2013 | October 2013 | November 2013 |
| Afghanistan | 80 | 37 | 33 | 9 | 2 | 1 | 0 | 1 | 0 | 0 | 1 | 1 | 2 | 3 | | |
| Bahrain | 0 | 0 | 0 | 0 | 0 | 0 | 0 | 0 | 0 | 0 | 0 | 0 | 0 | 0 | 0 | |
| Djibouti | 0 | 0 | 0 | 0 | 0 | 0 | 0 | 0 | 0 | 0 | 0 | 0 | 0 | | | |
| Egypt | 0 | 0 | 0 | 0 | 0 | 0 | 0 | 0 | 0 | 0 | 0 | 0 | 0 | | | |
| Iran | 0 | 0 | 0 | 0 | 0 | 0 | 0 | 0 | 0 | 0 | 0 | 0 | 0 | 0 | | |
| Iraq | 0 | 0 | 0 | 0 | 0 | 0 | 0 | 0 | 0 | 0 | 0 | 0 | 0 | | | |
| Jordan **** | 0 | 0 | 0 | 0 | 0 | 0 | 0 | 0 | 0 | 0 | 0 | 0 | 0 | | | |
| Kuwait | 0 | 0 | 0 | 0 | 0 | 0 | 0 | 0 | 0 | 0 | 0 | 0 | 0 | 0 | | |
| Lebanon **** | 0 | 0 | 0 | 0 | 0 | 0 | 0 | 0 | 0 | 0 | 0 | 0 | 0 | 0 | | |
| Libya | 0 | 0 | 0 | 0 | 0 | 0 | 0 | 0 | 0 | 0 | 0 | 0 | 0 | | | |
| Morocco | 0 | 0 | 0 | 0 | 0 | 0 | 0 | 0 | 0 | 0 | 0 | 0 | 0 | | | |
| Oman | 0 | 0 | 0 | 0 | 0 | 0 | 0 | 0 | 0 | 0 | 0 | 0 | 0 | 0 | 0 | |
| Pakistan | 198 | 58 | 56 | 59 | 0 | 2 | 3 | 1 | 2 | 9 | 4 | 4 | 8 | 19 | 7 | |
| Palestine **** | 0 | 0 | 0 | 0 | 0 | 0 | 0 | 0 | 0 | | | | | | | |
| Qatar | 0 | 0 | 0 | 0 | 0 | 0 | 0 | 0 | 0 | 0 | 0 | 0 | 0 | 0 | 0 | |
| Saudi Arabia | 0 | 0 | 0 | 0 | 0 | 0 | 0 | 0 | 0 | 0 | 0 | 0 | 0 | | | |
| Somalia | 0 | 0 | 0 | 180 | 0 | 0 | 0 | 0 | 4 | 41 | 67 | 45 | 17 | 6 | | |
| Sudan | 0 | 0 | 0 | 0 | 0 | 0 | 0 | 0 | 0 | 0 | 0 | 0 | 0 | 0 | | |
| South Sudan | 0 | 0 | 0 | 0 | 0 | 0 | 0 | 0 | 0 | | | | | | | |
| Syria **** | 0 | 0 | 0 | 8 | 0 | 0 | 0 | 0 | 0 | 0 | 0 | 0 | 0 | 4 | 4 | |
| Tunisia | 0 | 0 | 0 | 0 | 0 | 0 | 0 | 0 | 0 | 0 | 0 | 0 | 0 | 0 | 0 | |
| U.A.E | 0 | 0 | 0 | 0 | 0 | 0 | 0 | 0 | 0 | 0 | 0 | 0 | 0 | 0 | | |
| Yemen | 0 | 0 | 0 | 0 | 0 | 0 | 0 | 0 | 0 | 0 | 0 | 0 | 0 | | | |
| Total EMR | 278 | 95 | 89 | 256 | 2 | 3 | 3 | 2 | 6 | 50 | 72 | 50 | 27 | 32 | 11 | 0 |

**** UNRWA cases are included with those of country of residence

Advance notification of detection of 5 new isolates in Syria.



World Health Organization – Regional Office for Eastern Mediterranean

AFP SURVEILLANCE

11-Nov-13

Week 45, ending 10 November 2013

Number 788

Table 3: Investigation of AFP cases with paralysis onset in 2012 & 2013 up to Week (45/13) / Ending on : (10/11/13)

| COUNTRY | 2012 | | | | | | | | | | | 2013 | | | | | | | | | | | Latest line List Date | | |
|--------------|----------------------------|-------------------------------|------------------|------------------------|---------------------------|------|-----------------------|--|--|-------------------------------|-------------------------------|--------------------|--------------------|----------------------------|---------------------|------------------------|---------------------------|------|-----|----------------------------------|--|----------|-----------------------|--|-------------------------------|
| | AFP | | | | | | | | | Specimen | Wild cases **** | | AFP | | | | | | | | | Specimen | | Wild cases **** | |
| | Total AFP cases onset 2012 | Case classification | | | | | Non polio AFP rate ** | AFP cases pending classification > 90 days from onset of paralysis | AFP cases pending classification and lab > 90 days from onset of paralysis | | % with *** adequate specimens | Wild P1 Poliovirus | Wild P3 Poliovirus | Total AFP cases onset 2013 | Case classification | | | | | Annualized Non polio AFP rate ** | AFP cases pending classification > 90 days from onset of paralysis | | | AFP cases pending classification and lab > 90 days from onset of paralysis | % with *** adequate specimens |
| | | Total Confirmed Polio Cases * | Polio Compatible | Pending Classification | Discarded (non polio AFP) | BDPV | | | | Total Confirmed Polio Cases * | | | | | Polio Compatible | Pending Classification | Discarded (non polio AFP) | BDPV | | | | | | | |
| Afghanistan | 1829 | 37 | 7 | 0 | 1774 | 11 | 9.4 | 0 | 0 | 92.3 | 37 | 0 | 1612 | 9 | 0 | 112 | 1488 | 3 | 9.8 | 5 | 0 | 93.9 | 9 | 0 | 10/11/2013 |
| Bahrain | 19 | 0 | 0 | 0 | 19 | 0 | 7.0 | 0 | 0 | 94.7 | 0 | 0 | 5 | 0 | 0 | 1 | 4 | 0 | 2.1 | 0 | 0 | 80.0 | 0 | 0 | 10/11/2013 |
| Djibouti | 6 | 0 | 0 | 0 | 6 | 0 | 2.0 | 0 | 0 | 66.7 | 0 | 0 | 7 | 0 | 0 | 6 | 1 | 0 | 2.7 | 1 | 0 | 85.7 | 0 | 0 | 10/11/2013 |
| Egypt | 1022 | 0 | 0 | 0 | 1021 | 1 | 3.2 | 0 | 0 | 91.6 | 0 | 0 | 828 | 0 | 0 | 92 | 736 | 0 | 2.9 | 2 | 0 | 92.3 | 0 | 0 | 07/11/2013 |
| Iran | 689 | 0 | 0 | 0 | 687 | 2 | 3.5 | 0 | 0 | 92.5 | 0 | 0 | 572 | 0 | 0 | 111 | 460 | 1 | 3.8 | 0 | 0 | 95.6 | 0 | 0 | 10/11/2013 |
| Iraq | 467 | 0 | 0 | 0 | 467 | 2 | 3.2 | 0 | 0 | 89.7 | 0 | 0 | 355 | 0 | 0 | 57 | 298 | 0 | 2.9 | 20 | 4 | 83.4 | 0 | 0 | 09/11/2013 |
| Jordan | 34 | 0 | 0 | 0 | 34 | 0 | 1.4 | 0 | 0 | 85.3 | 0 | 0 | 22 | 0 | 0 | 5 | 17 | 0 | 1.1 | 0 | 0 | 90.9 | 0 | 0 | 19/10/2013 |
| Kuwait | 36 | 0 | 0 | 0 | 36 | 0 | 4.7 | 0 | 0 | 86.1 | 0 | 0 | 29 | 0 | 0 | 3 | 26 | 0 | 4.4 | 0 | 0 | 93.1 | 0 | 0 | 10/11/2013 |
| Lebanon | 24 | 0 | 0 | 0 | 24 | 0 | 2.0 | 0 | 0 | 50.0 | 0 | 0 | 17 | 0 | 0 | 9 | 8 | 0 | 2.0 | 3 | 0 | 47.1 | 0 | 0 | 02/11/2013 |
| Libya | 42 | 0 | 0 | 0 | 42 | 0 | 2.1 | 0 | 0 | 97.6 | 0 | 0 | 49 | 0 | 0 | 8 | 41 | 0 | 2.8 | 2 | 2 | 93.9 | 0 | 0 | 09/11/2013 |
| Morocco | 81 | 0 | 0 | 0 | 81 | 0 | 0.8 | 0 | 0 | 81.5 | 0 | 0 | 86 | 0 | 0 | 13 | 73 | 0 | 1.0 | 2 | 1 | 70.9 | 0 | 0 | 01/11/2013 |
| Oman | 31 | 0 | 0 | 0 | 31 | 0 | 3.9 | 0 | 0 | 100.0 | 0 | 0 | 18 | 0 | 0 | 1 | 17 | 0 | 2.7 | 0 | 0 | 94.4 | 0 | 0 | 11/11/2013 |
| Pakistan | 5036 | 58 | 6 | 0 | 4956 | 16 | 6.5 | 0 | 0 | 88.6 | 56 | 3 | 3775 | 59 | 2 | 304 | 3369 | 41 | 5.7 | 135 | 5 | 90.0 | 59 | 0 | 10/11/2013 |
| Palestine | 21 | 0 | 0 | 0 | 21 | 0 | 1.2 | 0 | 0 | 95.2 | 0 | 0 | 31 | 0 | 0 | 12 | 19 | 0 | 2.1 | 1 | 1 | 100.0 | 0 | 0 | 03/11/2013 |
| Qatar | 13 | 0 | 0 | 0 | 13 | 0 | 5.6 | 0 | 0 | 92.3 | 0 | 0 | 8 | 0 | 0 | 1 | 7 | 0 | 4.0 | 0 | 0 | 100.0 | 0 | 0 | 03/11/2013 |
| Saudi Arabia | 227 | 0 | 0 | 0 | 227 | 0 | 2.6 | 0 | 0 | 96.0 | 0 | 0 | 178 | 0 | 0 | 39 | 139 | 0 | 2.3 | 0 | 0 | 95.5 | 0 | 0 | 10/11/2013 |
| Somalia | 148 | 0 | 2 | 0 | 145 | 1 | 2.9 | 0 | 0 | 98.0 | 0 | 0 | 474 | 180 | 0 | 89 | 204 | 1 | 6.2 | 33 | 11 | 85.7 | 180 | 0 | 08/11/2013 |
| Sudan | 384 | 0 | 0 | 0 | 383 | 1 | 2.5 | 0 | 0 | 96.9 | 0 | 0 | 339 | 0 | 0 | 17 | 321 | 1 | 2.5 | 0 | 0 | 98.5 | 0 | 0 | 10/11/2013 |
| South Sudan | 326 | 0 | 0 | 0 | 325 | 1 | 4.0 | 0 | 0 | 94.2 | 0 | 0 | 281 | 0 | 0 | 61 | 220 | 0 | 3.9 | 20 | 8 | 93.2 | 0 | 0 | 27/10/2013 |
| Syria | 109 | 0 | 0 | 0 | 109 | 1 | 1.1 | 0 | 0 | 84.4 | 0 | 0 | 96 | 8 | 0 | 19 | 69 | 0 | 1.2 | 2 | 0 | 72.9 | 8 | 0 | 10/11/2013 |
| Tunisia | 61 | 0 | 0 | 0 | 61 | 0 | 2.4 | 0 | 0 | 78.7 | 0 | 0 | 29 | 0 | 0 | 1 | 28 | 0 | 1.3 | 1 | 0 | 82.8 | 0 | 0 | 01/11/2013 |
| U.A.E | 40 | 0 | 0 | 0 | 40 | 0 | 4.0 | 0 | 0 | 100.0 | 0 | 0 | 29 | 0 | 0 | 3 | 26 | 0 | 3.3 | 0 | 0 | 100.0 | 0 | 0 | 10/11/2013 |
| Yemen | 475 | 0 | 0 | 0 | 471 | 4 | 4.0 | 0 | 0 | 93.3 | 0 | 0 | 508 | 0 | 0 | 75 | 432 | 1 | 4.9 | 0 | 0 | 91.1 | 0 | 0 | 10/11/2013 |
| EMR | 11120 | 95 | 15 | 0 | 10973 | 40 | 4.5 | 0 | 0 | 90.6 | 93 | 3 | 9348 | 256 | 2 | 1039 | 8003 | 48 | 4.3 | 227 | 32 | 91.0 | 256 | 0 | |
| 2011 | 11742 | 278 | 45 | 0 | 11395 | 24 | 4.8 | 0 | 0 | 90.0 | 276 | 2 | | | | | | | | | | | | | |

* Confirmed polio cases refer to wild isolation from AFP cases or from contacts of negative index AFP cases

** Non-polio AFP per 100,000 children <15 years

*** Adequate here refers to two stool specimens collected at least 24 hours apart, within 14 days of paralysis onset

**** AFP cases co infected with P1 and P3 are counted separately as wild isolates

In 2012, 1 AFP case in Pakistan had co infection P1 & P3 from 2 contacts P1 & P3

Advance notification of detection of 5 new isolates in Syria.



World Health Organization – Regional Office for Eastern Mediterranean

AFP SURVEILLANCE

Week 45, ending 10 November 2013

11-Nov-13

Number 788

Table 4: Investigation of contacts of AFP cases with paralysis onset in 2013 up to Week (45/13) / Ending on : (10/11/2013)

| Country | No. of AFP cases | No. of eligible AFP cases for contact sampling* | % of eligible AFP cases with contact samplings | % of eligible AFP cases with 3+ contacts | Total number of Contacts* | % of contacts under 5 years | % of contacts with specimens collected within 7 days of notification of index | % Contact specimens in lab within 3 days of collection | % Contact specimens positive for NPEV | % Contact specimens positive for Sabin like virus | No. of contacts positive for wild virus | % of wild polio virus isolation from contacts | No. of Contacts positive for VDPVs | No. of -ve index AFP cases identified positive by contact | No. of district infected from contacts |
|-------------------------|------------------|---|--|--|---------------------------|-----------------------------|---|--|---------------------------------------|---|---|---|------------------------------------|---|--|
| Afghanistan | 1612 | 98 | 87.8 | 87.8 | 719 | 95.3 | 78.4 | 21.9 | 23.7 | 5.3 | 0 | 0.0 | | 0 | 0 |
| Bahrain | 5 | 1 | 0.0 | 0.0 | 0 | | | | | | 0 | | | 0 | 0 |
| Djibouti | 7 | 1 | 0.0 | 0.0 | 6 | 66.7 | 50.0 | 0.0 | 0.0 | 0.0 | 0 | 0.0 | | 0 | 0 |
| Egypt | 828 | 75 | 84.0 | 82.7 | 342 | 75.4 | 62.3 | 98.4 | 14.8 | 2.3 | 0 | 0.0 | | 0 | 0 |
| Iran | 572 | 25 | 100.0 | 96.0 | 122 | 67.2 | 48.4 | 73.8 | 2.5 | 3.3 | 0 | 0.0 | | 0 | 0 |
| Iraq | 355 | 59 | 66.1 | 52.5 | 163 | 63.2 | 15.3 | 74.8 | 10.8 | 1.4 | 0 | 0.0 | | 0 | 0 |
| Jordan | 22 | 2 | 0.0 | 0.0 | 0 | | | | | | 0 | | | 0 | 0 |
| Kuwait | 29 | 2 | 100.0 | 100.0 | 68 | 47.1 | 83.8 | 100.0 | 7.5 | 0.0 | 0 | 0.0 | | 0 | 0 |
| Lebanon | 17 | 9 | 0.0 | 0.0 | 0 | | | | | | 0 | | | 0 | 0 |
| Libya | 49 | 3 | 0.0 | 0.0 | 0 | | | | | | 0 | | | 0 | 0 |
| Morocco | 86 | 25 | 40.0 | 36.0 | 47 | 46.8 | 4.3 | 35.3 | 2.9 | 8.8 | 0 | 0.0 | | 0 | 0 |
| Oman | 18 | 1 | 0.0 | 0.0 | 44 | 86.4 | 18.2 | 100.0 | 15.9 | 6.8 | 0 | 0.0 | | 0 | 0 |
| Pakistan | 3775 | 376 | 83.2 | 80.1 | 1112 | 88.6 | 60.3 | 72.9 | 27.8 | 5.7 | 1 | 0.1 | | 1 | 1 |
| Palestine | 31 | 0 | | | 0 | | | | | | 0 | | | 0 | 0 |
| Qatar | 8 | 0 | | | 0 | | | | | | 0 | | | 0 | 0 |
| Saudi Arabia | 178 | 8 | 100.0 | 100.0 | 26 | 26.9 | 38.5 | 33.3 | 0.0 | 0.0 | 0 | 0.0 | | 0 | 0 |
| Somalia | 474 | 68 | 75.0 | 73.5 | 1684 | 84.1 | 90.7 | 27.5 | 10.4 | 7.4 | 288 | 26.2 | 1 | 44 | 13 |
| Sudan | 339 | 5 | 100.0 | 100.0 | 226 | 83.6 | 58.8 | 42.4 | 10.3 | 3.4 | 0 | 0.0 | 1 | 0 | 0 |
| South Sudan | 281 | 19 | 89.5 | 78.9 | 805 | 85.3 | 91.3 | 2.4 | 18.9 | 2.6 | 0 | 0.0 | | 0 | 0 |
| Syria | 96 | 26 | 30.8 | 11.5 | 24 | 37.5 | 33.3 | 76.2 | 4.8 | 0.0 | 0 | 0.0 | | 0 | 0 |
| Tunisia | 29 | 5 | 20.0 | 0.0 | 7 | 28.6 | 42.9 | 83.3 | 0.0 | 0.0 | 0 | 0.0 | | 0 | 0 |
| U.A.E. | 29 | 0 | | | 0 | | | | | | 0 | | | 0 | 0 |
| Yemen | 508 | 45 | 64.4 | 57.8 | 623 | 63.2 | 74.0 | 10.6 | 17.8 | 7.1 | 0 | 0.0 | | 0 | 0 |
| Grand Total 2013 | 9348 | 853 | 77.0 | 72.9 | 6018 | 81.6 | 74.4 | 40.4 | 17.8 | 5.2 | 289 | 5.7 | 2 | 45 | 14 |
| Grand Total 2012 | 11120 | 1061 | 83.6 | 79.2 | 5761 | 82.9 | 70.4 | 45.1 | 18.6 | 3.3 | 10 | 0.2 | 11 | 7 | 4 |

* Eligible refers to AFP cases with inadequate stool specimens

** Total number of contacts from eligible AFP cases and from other AFP cases as per with country criteria for contact sampling

Last wild contacts in EMRO, 01/01/2012- 10/11/2013

| Year | Country | Data | Date of Most Recent stool collection |
|-------------------|-------------|------------|--------------------------------------|
| 2012 | Afghanistan | 3 | 10/11/2012 |
| | Pakistan | 7 | 08/10/2012 |
| 2012 Total | | 10 | 10/11/2012 |
| 2013 | SOM | 288 | 04/10/2013 |
| | Pakistan | 1 | 02/10/2013 |
| 2013 Total | | 289 | 04/10/2013 |

Number and distribution by district of -ve index AFP cases identified as wild positive by contact in EMR, 2013

| COUNTRY | PROVINCE | DISTRICT | P1 | Count | First case | Last case |
|-------------|-----------------|-----------------|----|-------|------------|------------|
| PAK | KHYBER PAKHTOON | SWABI | | 1 | 10/05/2013 | 10/05/2013 |
| PAK Total | | | | 1 | 10/05/2013 | 10/05/2013 |
| SOM | BANADIR | ABDULAZIZ | | 1 | 19/05/2013 | 19/05/2013 |
| | | DHARKENLEY | | 4 | 04/05/2013 | 01/07/2013 |
| | | DAYNILE | | 1 | 13/05/2013 | 13/05/2013 |
| | | HELIWA | | 1 | 10/06/2013 | 10/06/2013 |
| | | HODAN | | 4 | 17/04/2013 | 14/07/2013 |
| | | HAMAR JABJAB | | 2 | 27/04/2013 | 08/06/2013 |
| | | MEDINA | | 2 | 28/05/2013 | 04/06/2013 |
| | | WABERI | | 1 | 25/05/2013 | 25/05/2013 |
| | BAY | BAIDOA | | 3 | 16/06/2013 | 19/09/2013 |
| | | BURHAKABA | | 2 | 26/04/2013 | 24/06/2013 |
| | | DINSOR | | 4 | 01/07/2013 | 16/07/2013 |
| | BAKOOL | EL BARDE | | 1 | 12/06/2013 | 12/06/2013 |
| | GEDO | BELET HAWA | | 1 | 28/06/2013 | 28/06/2013 |
| | HIRAN | MAHAS | | 1 | 27/07/2013 | 27/07/2013 |
| | LOWER JUBA | AFMADOW / HAGAR | | 2 | 08/08/2013 | 14/09/2013 |
| | | BADADE | | 1 | 04/08/2013 | 04/08/2013 |
| | | JILIB WEST | | 1 | 28/06/2013 | 28/06/2013 |
| | | JAMAAME EAST | | 2 | 26/05/2013 | 24/07/2013 |
| | | KISMAYO | | 3 | 17/05/2013 | 10/07/2013 |
| | LOWER SHABELLE | BRAVA | | 1 | 17/05/2013 | 17/05/2013 |
| | | WANLEWEYNE | | 1 | 08/06/2013 | 08/06/2013 |
| | MIDDLE JUBA | BUAALE | | 1 | 25/08/2013 | 25/08/2013 |
| | | JILIB EAST | | 1 | 02/08/2013 | 02/08/2013 |
| | MIDDLE SHABELLE | JOWHAR | | 2 | 10/06/2013 | 23/07/2013 |
| | | ADEN YABAL | | 1 | 27/06/2013 | 27/06/2013 |
| SOM Total | | | | 44 | 17/04/2013 | 19/09/2013 |
| Grand Total | | | | 45 | 17/04/2013 | 19/09/2013 |



Table 5: Laboratory investigation of AFP cases with paralysis onset in 2013 up to Week (45/13) / Ending on : (10/11/2013)

| Country | Polio laboratories Sequencing performed by CDC and RIVM laboratories | AFP cases with specimens | Preliminary virus isolation results of AFP cases | | | | | | Poliovirus intratypic differentiation results # | | | | | | | | | | Indicators | | | | Latest report Date | | | | |
|-------------------|---|--------------------------|--|-----------|-----------|----------|------------------------|------------------------|---|-------|------|--------|-------|------|--------|-------|------|-----------------------------|-------------|--------|-------------|--------------------------------|--------------------|---|--|--|------------|
| | | | Referred for ITD | | NPEV only | Negative | Pending | | Type 1 | | | Type 2 | | | Type 3 | | | Discordant pending sequence | NPEV by PCR | Non-EV | Pending ITD | % specimens positive for NPEV* | | % AFP cases with culture results within 14 days | % AFP cases with ITD results within 7 days | % AFP cases with ITD results within 45 days of onset** | |
| | | | L20B+ | L20B+NPEV | | | received < / = 14 days | received > 14 days ago | Wild | Sabin | VDPV | Wild | Sabin | VDPV | Wild | Sabin | VDPV | | | | | | | | | | |
| Afghanistan | RRL Pakistan | 1593 | 83 | 11 | 315 | 1130 | 54 | | 9 | 48 | | | 21 | 3 | 39 | | | | | | | | 19% | 100% | 99% | 98% | 02/11/2013 |
| Bahrain | PNL Oman | 7 | | | | 6 | 1 | | | | | | | | | | | | | | | | 0% | 100% | | 83% | 11/11/2013 |
| Djibouti | NPL Kenya | 7 | | | | 5 | 1 | 1 | | | | | | | | | | | | | | | 0% | | | 100% | 03/11/2013 |
| Egypt** | RRL Egypt | 803 | 13 | 5 | 91 | 631 | 9 | 54 | | 8 | | | | | 4 | | | 5 | 4 | | | | 12% | 98% | 94% | 99% | 04/11/2013 |
| Iran | NPL Iran | 575 | 15 | | 6 | 532 | 21 | 1 | | 7 | | | 4 | 1 | 3 | | | | 2 | | | | 1% | 100% | 100% | 99% | 02/11/2013 |
| Iraq | RRL Egypt | 346 | 7 | | 25 | 235 | 11 | 68 | | 8 | | | 2 | | 10 | | 1 | | | | | | 10% | 99% | 100% | 100% | 01/11/2013 |
| Jordan | RRL Tunisia | 24 | | | 2 | 20 | 2 | | | | | | | | | | | | | | | | 7% | 100% | | | 03/11/2013 |
| Kuwait | RRL Kuwait | 36 | | | 1 | 28 | 7 | | | | | | | | | | | | | | | | 5% | 90% | | 100% | 11/11/2013 |
| Lebanon | RRL Egypt | 13 | | | | 12 | | 1 | | | | | | | | | | | | | | | 5% | 92% | | 92% | 04/11/2013 |
| Libya | RRL Tunisia | 49 | 1 | | 6 | 39 | 3 | | | 1 | | | | | 1 | | | | | | | | 12% | 98% | 100% | 100% | 01/11/2013 |
| Morocco | RRL Tunisia | 74 | | | 8 | 64 | | 1 | | | | | | | | | | | | | | | 10% | 92% | 0% | 93% | 01/11/2013 |
| Oman | NPL Oman | 18 | | | 4 | 13 | 1 | | | | | | | | | | | | | | | | 32% | 100% | | 100% | 11/11/2013 |
| Pakistan | RRL Pakistan | 3886 | 271 | 24 | 807 | 2630 | 155 | | 58 | 88 | | | 54 | 41 | 77 | | 3 | 5 | 1 | | | | 20% | 100% | 97% | 97% | 02/11/2013 |
| Palestine & UNRWA | | 31 | | | 5 | 25 | | | | | | | | | | | | | | | | | 17% | 11% | | 80% | 03/11/2013 |
| Qatar | NPL Oman | 8 | | | 1 | 7 | | | | | | | | | | | | | | | | | 13% | 100% | | 100% | 04/11/2013 |
| Saudi Arabia | NPL Oman | 179 | 1 | | | 170 | 4 | 4 | | 2 | | | | | 3 | | | | | | | | 0% | 100% | 100% | 67% | 03/11/2013 |
| Somalia | NPL Kenya | 473 | 167 | 2 | 43 | 201 | 3 | 71 | 136 | 17 | | | 7 | | 17 | | | | | | | | 11% | 3% | | 79% | 02/11/2013 |
| Sudan | RRL Egypt | 338 | 5 | | 46 | 276 | 10 | 1 | | | | | 3 | | 6 | | | | | | | | 13% | 97% | 100% | 100% | 03/11/2013 |
| South Sudan | NPL Kenya | 281 | 7 | | 55 | 170 | | 50 | | 4 | | | 1 | | 2 | | | | | | | | 24% | 0% | | 82% | 27/10/2013 |
| Syria | RRL Tunisia | 94 | 17 | | 7 | 67 | 2 | 1 | 10 | | | | 1 | | | | | | | | | | 6% | 73% | 100% | 100% | 30/10/2013 |
| Tunisia | RRL Tunisia | 31 | 1 | | | 27 | 3 | | | 1 | | | | | | | | | | | | | 0% | 100% | 100% | 96% | 01/11/2013 |
| U.A.E | NPL Oman | 24 | 1 | | 1 | 22 | | | | 1 | | | | | 1 | | | | | | | | 4% | 100% | 100% | 100% | 11/11/2013 |
| Yemen | RRL Egypt | 478 | 34 | | 67 | 330 | 17 | 30 | | 9 | | | 8 | | 16 | 1 | 1 | 2 | 3 | | | | 16% | 96% | 100% | 90% | 04/11/2013 |
| Total EMR 2013 | | 9368 | 623 | 42 | 1490 | 6640 | 304 | 283 | 213 | 194 | | | 101 | 45 | 179 | 1 | 5 | 12 | 10 | | | | 16% | 92% | 97% | 96% | |
| Total EMR 2012 | | 11004 | 574 | 60 | 1999 | 8364 | | 5 | 86 | 210 | | | 115 | 32 | 242 | 4 | 6 | 24 | 14 | | | | 16% | 94% | 99% | 97% | |

* Specimens from all sources including non-AFP cases, excluding environmental samples

** This indicator reflects surveillance and laboratory activities

*** Environmental surveillance initiated in Egypt in September 2000 showed the following:

| Result | 2010 | 2011 | 2012 | 2013 |
|----------|------|------|------|------|
| Negative | 416 | 448 | 401 | 335 |
| Pending | | | | 68 |
| Wild | 1 | | 2 | |
| VDPVP2 | | | 7 | 3 |
| VDPVP1 | | | 1 | |
| Total | 417 | 448 | 411 | 406 |

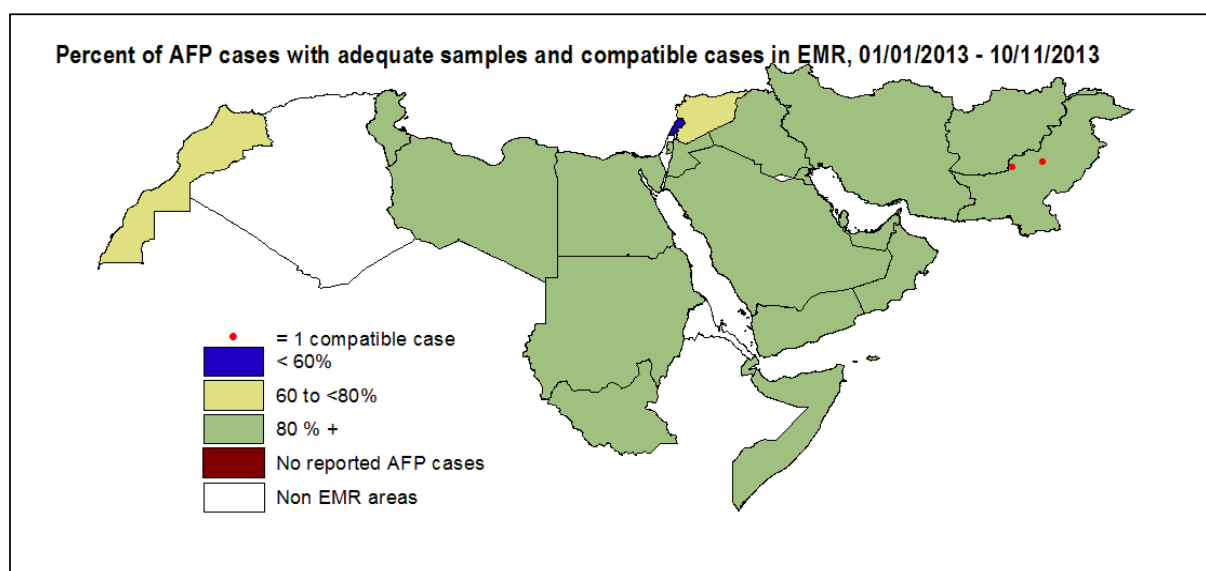
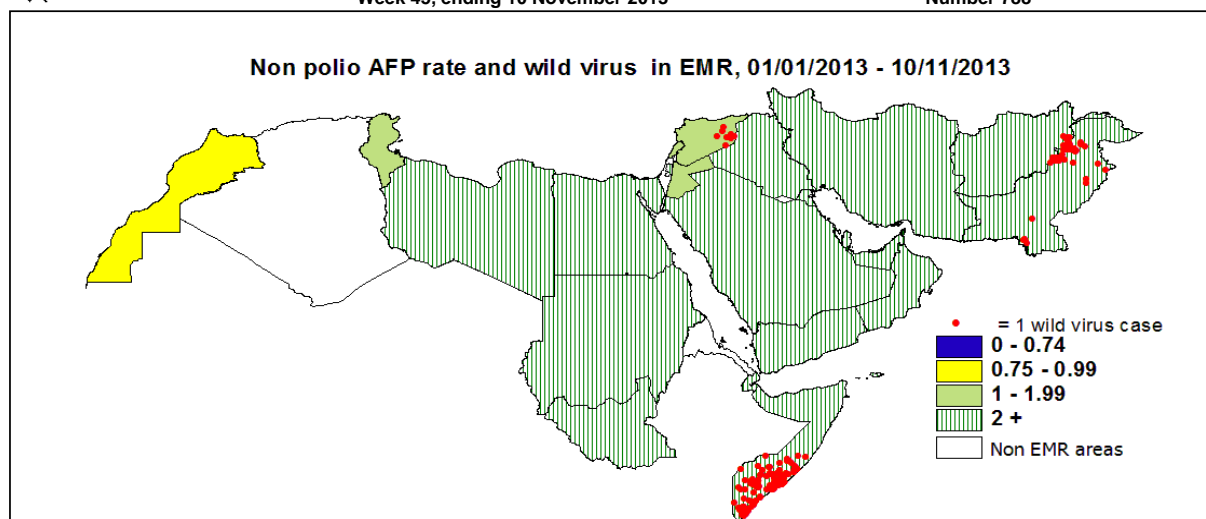
| YEAR | Province | Site | Count | First date | Last Date |
|------|----------|---------------------|----------|-------------------|-------------------|
| 2013 | VDPVP2 | CAIRO | 2 | 1 08/01/2013 | 08/01/2013 |
| | | FAYOUM | 1 | 14/04/2013 | 14/04/2013 |
| | | MINYA | 1 | 04/03/2013 | 04/03/2013 |
| | | VDPVP2 Total | 3 | 08/01/2013 | 14/04/2013 |

**** 3 Environmental specimens taken in West Bank, Palestine were positive for wild polio virus P1. 2 of them were taken from site in West Bank that drains sewage from both Israel and Palestine
Isolation of 1 wild polio virus P1 from environmental specimen collected 20 August 2013 from Gaza, Palestine

****Environmental surveillance initiated in Pakistan in August 2009 showed the following:

| Status | 2009 | 2010 | 2011 | 2012 | 2013 |
|-------------|------|------|------|------|------|
| Negative | 27 | 77 | 68 | 150 | 215 |
| pending | | | | | 18 |
| Wild | 18 | 79 | 136 | 89 | 42 |
| Grand Total | 45 | 156 | 204 | 239 | 275 |

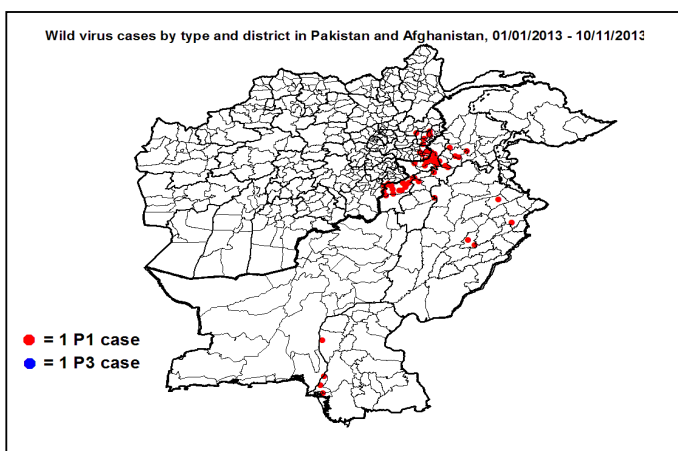
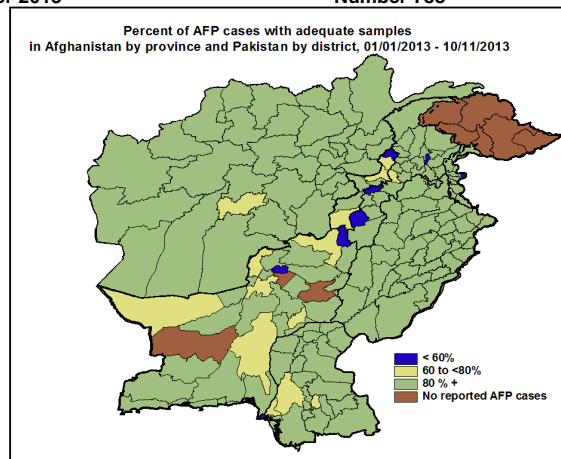
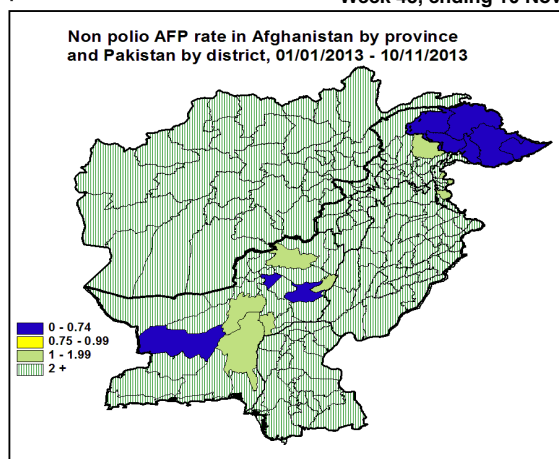
| Year | SITEDIST | SITENAME | Count | Wild | First date | Last date |
|------|----------------|--------------------------|-------|------|------------|------------|
| 2013 | KHI.GADAP TOWN | COMPOSITE SAMPLE | 4 | | 11/04/2013 | 13/08/2013 |
| | | SOHRAB GOTH | 4 | | 29/01/2013 | 23/09/2013 |
| | | KHI.GULSHAN-E-IC | 3 | | 22/07/2013 | 09/10/2013 |
| | | PESHAWAR | 6 | | 24/01/2013 | 24/09/2013 |
| | | LARA MA | 10 | | 11/01/2013 | 10/10/2013 |
| | | SHAHEEN TOWN | 1 | | 25/03/2013 | 24/09/2013 |
| | | SAFDAR ABAD | 1 | | 20/02/2013 | 20/02/2013 |
| | | SUR.PUL | 1 | | 18/09/2013 | 18/09/2013 |
| | | ALI TOWN | 1 | | 28/08/2013 | 28/08/2013 |
| | | KOTLA ABDUL FATAH | 7 | | 10/01/2013 | 12/08/2013 |
| | | TULSIDAS PUMPING STATION | 1 | | 03/01/2013 | 03/01/2013 |
| | | FAISALABAD | 1 | | 03/01/2013 | 03/01/2013 |
| | | 2013 Total | | | 42 | |



Wild polio cases by country and date of onset of paralysis in EMR, 2012-2013

| Year | COUNTRY | P1 | | | P3 | | | P1P3 | | | Total Count | First Case | Last Case |
|------------|---------|-------|------------|------------|-------|------------|------------|-------|------------|------------|-------------|------------|------------|
| | | Count | First Case | Last Case | Count | First Case | Last Case | Count | First Case | Last Case | | | |
| 2012 | AFG | 37 | 01/01/2012 | 20/12/2012 | | | | | | | 37 | 01/01/2012 | 20/12/2012 |
| | PAK | 55 | 01/01/2012 | 30/11/2012 | 2 | 19/02/2012 | 18/04/2012 | 1 | 04/01/2012 | 04/01/2012 | 58 | 01/01/2012 | 30/11/2012 |
| 2012 Total | | 92 | 01/01/2012 | 20/12/2012 | 2 | 19/02/2012 | 18/04/2012 | 1 | 04/01/2012 | 04/01/2012 | 95 | 01/01/2012 | 20/12/2012 |
| 2013 | AFG | 9 | 31/01/2013 | 27/09/2013 | | | | | | | 9 | 31/01/2013 | 27/09/2013 |
| | PAK | 59 | 14/01/2013 | 21/10/2013 | | | | | | | 59 | 14/01/2013 | 21/10/2013 |
| | SOM | 180 | 17/04/2013 | 30/09/2013 | | | | | | | 180 | 17/04/2013 | 30/09/2013 |
| | SYR | 8 | 10/09/2013 | 04/10/2013 | | | | | | | 8 | 10/09/2013 | 04/10/2013 |
| 2013 Total | | 256 | 14/01/2013 | 21/10/2013 | | | | | | | 256 | 14/01/2013 | 21/10/2013 |

Advance notification of detection of 5 new isolates in Syria.



Wild Polio cases by district and date of onset of paralysis, Afghanistan 2013

| PROVINCE | DISTRICT | P1 | | |
|-------------|-----------|-------|------------|------------|
| | | Count | First case | Last case |
| KUNAR | CHAPADARA | 1 | 27/09/2013 | 27/09/2013 |
| | NARANG | 1 | 19/09/2013 | 19/09/2013 |
| | WATAPUR | 3 | 23/07/2013 | 15/09/2013 |
| | KHASKUNAR | 1 | 28/03/2013 | 28/03/2013 |
| NANGARHAR | BATIKOT | 1 | 08/08/2013 | 08/08/2013 |
| | SHINWAR | 1 | 06/06/2013 | 06/06/2013 |
| | LALPUR | 1 | 31/01/2013 | 31/01/2013 |
| Grand Total | | 9 | 31/01/2013 | 27/09/2013 |

Wild Polio cases by district and date of onset of paralysis, Pakistan 2013

| PROVINCE | DISTRICT | P1 | | |
|-----------------|-------------|-------|------------|------------|
| | | Count | First case | Last case |
| PUNJAB | TTSINGH | 2 | 09/10/2013 | 21/10/2013 |
| | SHEIKUPURA | 1 | 26/09/2013 | 26/09/2013 |
| | MBDIN | 1 | 26/05/2013 | 26/05/2013 |
| | MIANWALI | 1 | 07/02/2013 | 07/02/2013 |
| FATA | WAZIR-N | 18 | 24/05/2013 | 16/10/2013 |
| | KHYBER | 16 | 24/04/2013 | 05/10/2013 |
| | FR BANNU | 6 | 03/05/2013 | 01/10/2013 |
| | FR DIKHAN | 1 | 26/08/2013 | 26/08/2013 |
| KHYBER PAKHTOON | PESHAWAR | 3 | 30/06/2013 | 24/09/2013 |
| | SWABI | 1 | 10/09/2013 | 10/09/2013 |
| | KOHAT | 1 | 19/08/2013 | 19/08/2013 |
| | MARDAN | 2 | 12/02/2013 | 22/04/2013 |
| | MALAKAND | 1 | 08/02/2013 | 08/02/2013 |
| | BANNU | 1 | 26/01/2013 | 26/01/2013 |
| SINDH | KHIGADAP | 2 | 09/07/2013 | 19/09/2013 |
| | DADU | 1 | 22/03/2013 | 22/03/2013 |
| | KHIBINQASIM | 1 | 14/01/2013 | 14/01/2013 |
| Grand Total | | 59 | 14/01/2013 | 21/10/2013 |

Swabi P1 case (KP/41/13/037) was identified as wild by a positive contact with date of stool collection 02/10/2013



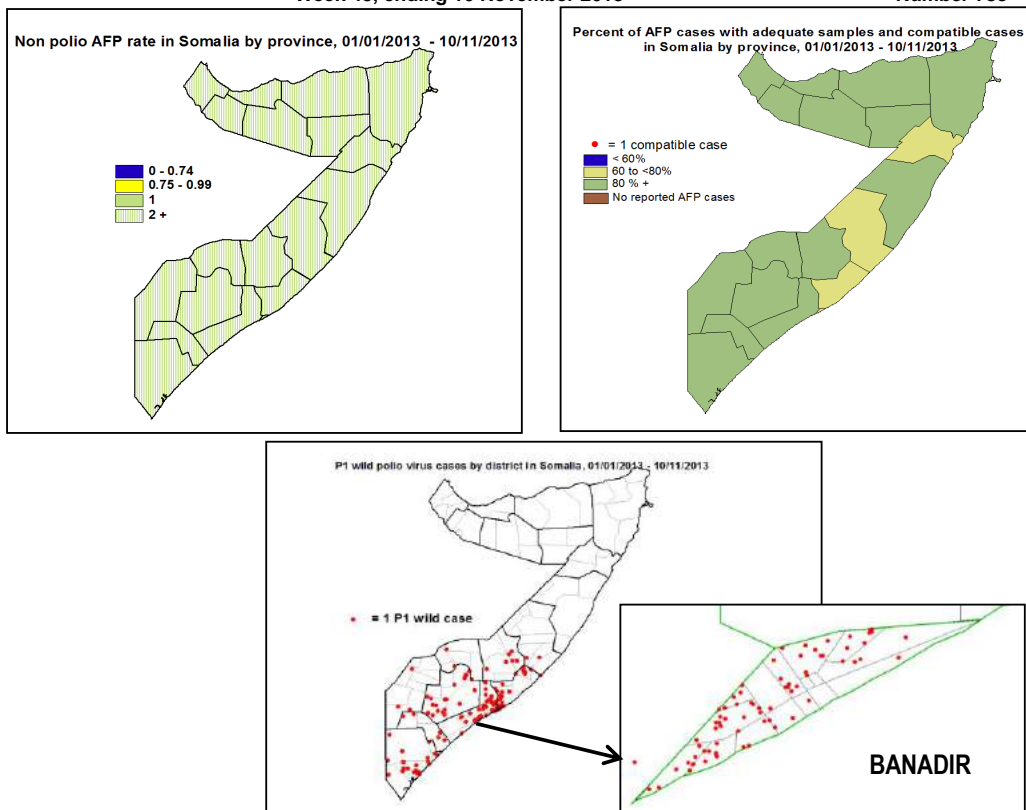
World Health Organization – Regional Office for Eastern Mediterranean

AFP SURVEILLANCE

11-Nov-13

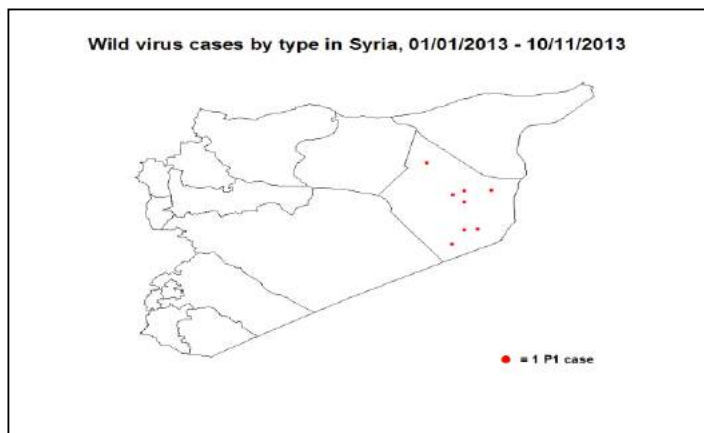
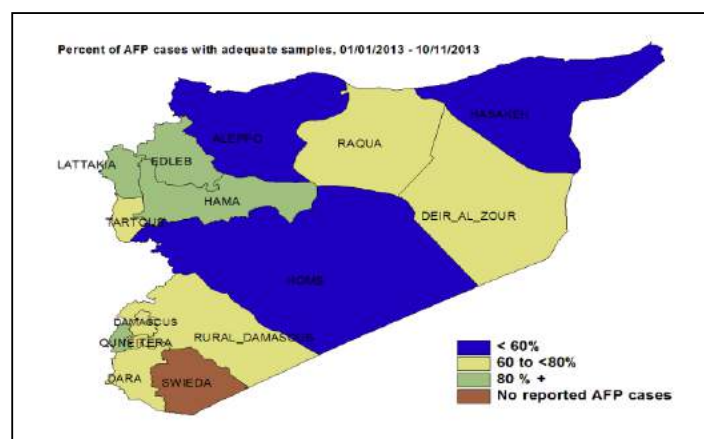
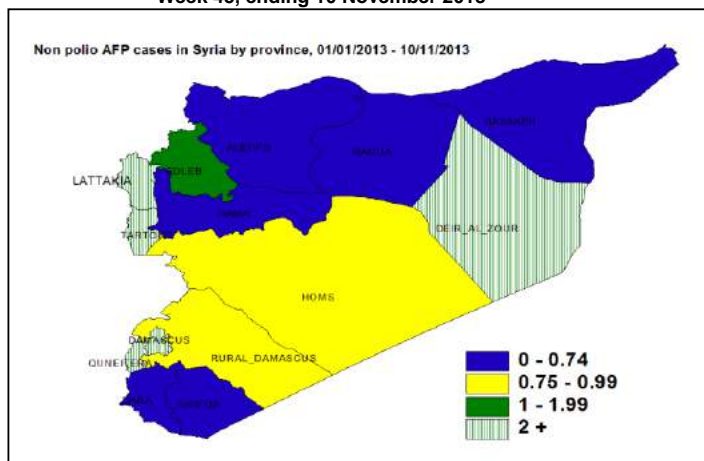
Week 45, ending 10 November 2013

Number 788



Wild Polio cases by district and date of onset of paralysis, Somalia 2013

| PROVINCE | DISTRICT | Count | First case | Last case |
|--------------------|-----------------|------------|-------------------|-------------------|
| LOWER SHABELLE | MARKA | 11 | 30/05/2013 | 30/09/2013 |
| | WANLEWEYNE | 5 | 08/06/2013 | 18/07/2013 |
| | QORYOLEY | 2 | 23/05/2013 | 08/07/2013 |
| | AFGOI | 10 | 12/05/2013 | 20/06/2013 |
| | KURTUNWAAREY | 3 | 03/06/2013 | 17/06/2013 |
| | AWDHEEGLE | 1 | 11/06/2013 | 11/06/2013 |
| BAKOOL | BRAVA | 1 | 17/05/2013 | 17/05/2013 |
| | WAJID | 1 | 24/09/2013 | 24/09/2013 |
| BAY | EL BARDE | 1 | 12/06/2013 | 12/06/2013 |
| | BAIDOA | 5 | 10/06/2013 | 19/09/2013 |
| LOWER JUBA | DINSOR | 12 | 06/06/2013 | 18/08/2013 |
| | BURHAKABA | 4 | 26/04/2013 | 08/08/2013 |
| | AFMADOW / HAGAR | 3 | 14/07/2013 | 14/09/2013 |
| | KISMAYO | 12 | 17/05/2013 | 02/09/2013 |
| GEDO | BADADE | 1 | 04/08/2013 | 04/08/2013 |
| | JAMAAME EAST | 2 | 26/05/2013 | 24/07/2013 |
| | JAMAAME WEST | 2 | 29/06/2013 | 05/07/2013 |
| | JILIB WEST | 1 | 28/06/2013 | 28/06/2013 |
| HIRAN | BARDERA | 2 | 28/08/2013 | 13/09/2013 |
| | BELET HAWA | 1 | 28/06/2013 | 28/06/2013 |
| MIDDLE JUBA | MAHAS | 4 | 12/06/2013 | 27/08/2013 |
| | BULO BURTI | 2 | 19/07/2013 | 02/08/2013 |
| | BUAALE | 1 | 25/08/2013 | 25/08/2013 |
| MIDDLE SHABELLE | SALAGLE | 2 | 07/07/2013 | 10/08/2013 |
| | JILIB EAST | 2 | 29/05/2013 | 02/08/2013 |
| | JOWHAR | 4 | 08/06/2013 | 14/08/2013 |
| | BALAD | 6 | 13/06/2013 | 07/08/2013 |
| GALGADUD | RUNINGOD | 1 | 23/07/2013 | 23/07/2013 |
| | ADEN YABAL | 5 | 24/05/2013 | 22/07/2013 |
| | ADALE | 1 | 09/07/2013 | 09/07/2013 |
| | MAHADAY | 1 | 14/06/2013 | 14/06/2013 |
| | GALHARERI | 1 | 30/07/2013 | 30/07/2013 |
| BANADIR | EL BUR | 1 | 14/07/2013 | 14/07/2013 |
| | DHARKENLEY | 6 | 04/05/2013 | 19/07/2013 |
| | HODAN | 13 | 17/04/2013 | 14/07/2013 |
| | HELIWA | 8 | 05/05/2013 | 14/07/2013 |
| | DAYNILE | 6 | 09/05/2013 | 11/07/2013 |
| | YAQSHID | 9 | 21/05/2013 | 11/07/2013 |
| | WARDIGLEY | 7 | 13/05/2013 | 30/06/2013 |
| | WABERI | 3 | 20/05/2013 | 25/06/2013 |
| | KARAN | 3 | 26/05/2013 | 09/06/2013 |
| | HAMAR JABJAB | 3 | 18/04/2013 | 08/06/2013 |
| | MEDINA | 8 | 12/05/2013 | 04/06/2013 |
| | HAWALWADAG | 1 | 29/05/2013 | 29/05/2013 |
| | HAMARWEYNE | 1 | 21/05/2013 | 21/05/2013 |
| | ABDUL AZIZ | 1 | 19/05/2013 | 19/05/2013 |
| Grand Total | | 180 | 17/04/2013 | 30/09/2013 |



Wild cases are plotted within boundaries of province and not by district

Wild Polio cases by district and date of onset of paralysis, Syria 2013

| PROVINCE | DISTRICT | P1 | | |
|--------------|-------------|-------|------------|------------|
| | | Count | First case | Last case |
| DEIR_AL_ZOUR | MAYADEEN | 7 | 10/09/2013 | 04/10/2013 |
| | DIER,ALZOUR | 1 | 26/09/2013 | 26/09/2013 |
| Grand Total | | 8 | 10/09/2013 | 04/10/2013 |

Advance notification of detection of 5 new isolates in Syria.



**Circulating VDPV cases and date of onset of paralysis in EMR countries by districts
2012-2013**

| Year | COUNTRY | PROVINCE | DISTRICT | cVDP2 | | | cVDP3 | | | | |
|------------|------------|----------------|--------------|----------|------------|------------|------------|------------|------------|--|--|
| | | | | Count | First Case | Last Case | Count | First Case | Last Case | | |
| 2012 | AFG | KANDAHAR | MAYWAND | 1 | 17/10/2012 | 17/10/2012 | | | | | |
| | | | PANJWAYI | 2 | 30/10/2012 | 20/12/2012 | | | | | |
| | | | SPINBOLDAK | 1 | 05/11/2012 | 05/11/2012 | | | | | |
| | | HILMAND | KAJAKI | 1 | 02/12/2012 | 02/12/2012 | | | | | |
| | | | WASHER | 1 | 20/12/2012 | 20/12/2012 | | | | | |
| | | | NAD-E-ALI | 3 | 03/12/2012 | 21/12/2012 | | | | | |
| | | | NAHR-E-SARAJ | 1 | 15/11/2012 | 15/11/2012 | | | | | |
| | | | NAWZAD | 1 | 24/12/2012 | 24/12/2012 | | | | | |
| | | AFG Total | | | | 11 | 17/10/2012 | 24/12/2012 | | | |
| | | PAK | BALOCHISTAN | KABDULAH | 15 | 30/08/2012 | 14/12/2012 | | | | |
| | SINDH | | KHIGADAP | 1 | 08/12/2012 | 08/12/2012 | | | | | |
| | PAK Total | | | | 16 | 30/08/2012 | 14/12/2012 | | | | |
| | SOM | LOWER JUBA | KISMAYO | 1 | 23/07/2012 | 23/07/2012 | | | | | |
| | SOM Total | | | | 1 | 23/07/2012 | 23/07/2012 | | | | |
| YEM | HAJJAH | HARAD | | | | 1 | 24/08/2012 | 24/08/2012 | | | |
| | ALHUDAIDAH | ALZUHRA | | | | 1 | 27/04/2012 | 27/04/2012 | | | |
| YEM Total | | | | | | | 2 | 27/04/2012 | 24/08/2012 | | |
| 2012 Total | | | | 28 | 23/07/2012 | 24/12/2012 | 2 | 27/04/2012 | 24/08/2012 | | |
| 2013 | AFG | KANDAHAR | SHAHWALIKOT | 1 | 13/03/2013 | 13/03/2013 | | | | | |
| | | HILMAND | NAD-E-ALI | 2 | 22/01/2013 | 20/02/2013 | | | | | |
| | AFG Total | | | | 3 | 22/01/2013 | 13/03/2013 | | | | |
| | PAK | BALOCHISTAN | JAFARABAD | 1 | 11/01/2013 | 11/01/2013 | | | | | |
| | | | MASTUNG | 1 | 27/06/2013 | 27/06/2013 | | | | | |
| | | SINDH | KHIGADAP | 4 | 21/02/2013 | 03/07/2013 | | | | | |
| | | FATA | MOHMAND | 1 | 13/07/2013 | 13/07/2013 | | | | | |
| | | | WAZIR-N | 34 | 10/04/2013 | 15/10/2013 | | | | | |
| | PAK Total | | | | 41 | 11/01/2013 | 15/10/2013 | | | | |
| | SOM | LOWER SHABELLE | AFGOI | 1 | 09/01/2013 | 09/01/2013 | | | | | |
| SOM Total | | | | 1 | 09/01/2013 | 09/01/2013 | | | | | |
| 2013 Total | | | | 45 | 09/01/2013 | 15/10/2013 | | | | | |

In 2012, 3 AFP cases in Afghanistan and 2 cases in Pakistan were identified as VDPVs by contacts

In 2013, 1 AFP case in Somalia was identified as VDPV by contact