



AFP SURVEILLANCE

6-Jan-14

Week 01, ending 05 January 2014

Number 796

Table 1: Acute Flaccid Paralysis (AFP) cases by week of onset

Country	Reported AFP cases by week of onset - Week (01/14) / Ending on : 05/01/14)														
	Total AFP 2012	Total AFP 2013	Total AFP to date, 2014	W 42 20 Oct 13	W 43 27 Oct 13	W 44 03 Nov 13	W 45 10 Nov 13	W 46 17 Nov 13	W 47 24 Nov 13	W 48 01 Dec 13	W 49 08 Dec 13	W 50 15 Dec 13	W 51 22 Dec 13	W 52 29 Dec 13	W 01 05 Jan 14
Afghanistan	1829	1879	3	24	40	28	28	36	34	36	32	27	34	18	5
Bahrain	19	10	0	0	1	1	0	0	1	1	0	0	0	0	0
Djibouti	6	7	0	0	0	1	0	0	0	0	0	0	0	0	
Egypt	1022	997	0	16	17	15	20	28	29	19	26	23	12	12	
Iran	689	694	0	12	17	11	13	18	12	14	31	14	8	6	
Iraq	467	435	0	4	8	9	10	10	17	13	11	9	6	0	
Jordan ****	34	33	0	0	1	1	3	1	4	0	1	0			
Kuwait	36	38	0	0	2	2	3	2	1	1	0	0	0	1	0
Lebanon ****	24	33	0	3	1	1	3	1	0	1	1	0	1	0	
Libya	42	57	0	0	3	1	1	3	0	1	0	2	1	0	
Morocco	81	105	0	5	0	1	3	2	3	1	2	4	2		
Oman	31	19	0	0	0	0	0	0	1	0	0	0	0		
Pakistan	5036	4556	0	85	105	85	89	89	88	81	72	67	32	9	1
Palestine ****	21	38	0	0	0	0	0	1	1	1	0	0	2	0	1
Qatar	13	8	0	0	0	0	0	0	0	0	0	0	0	0	0
Saudi Arabia	227	213	0	6	4	4	5	4	4	6	4	6	0	0	0
Somalia	148	533	0	9	8	5	7	7	6	5	10	5	3	1	
Sudan	384	398	0	12	8	5	8	9	8	12	5	2	7	1	0
South Sudan	326	295	0	3	1	0	0	0							
Syria ****	109	152	0	2	6	5	10	13	0	8	4	6	1	0	
Tunisia	61	41	0	1	2	2	0	2	2	3	0	0	0	0	
U.A.E	40	31	0	2	0	1	1	0	1	0	0	0	0	0	0
Yemen	475	588	0	9	16	13	9	7	9	10	10	17	9	2	
<b>Total EMR</b>	<b>11120</b>	<b>11160</b>	<b>3</b>	<b>193</b>	<b>240</b>	<b>191</b>	<b>213</b>	<b>233</b>	<b>221</b>	<b>213</b>	<b>209</b>	<b>182</b>	<b>118</b>	<b>50</b>	<b>7</b>

No data = No report received

Table 2: Confirmed polio cases by month of onset

Country	Total year 2012	Total year 2013	05/01		Confirmed polio cases by month of onset											
			2013	2014	February 2013	March 2013	April 2013	May 2013	June 2013	July 2013	August 2013	September 2013	October 2013	November 2013	December 2013	January 2014
Afghanistan	37	12	0	0	0	1	0	0	0	1	1	2	3	0	2	1
Bahrain	0	0	0	0	0	0	0	0	0	0	0	0	0	0	0	0
Djibouti	0	0	0	0	0	0	0	0	0	0	0	0	0	0	0	0
Egypt	0	0	0	0	0	0	0	0	0	0	0	0	0	0	0	0
Iran	0	0	0	0	0	0	0	0	0	0	0	0	0	0	0	0
Iraq	0	0	0	0	0	0	0	0	0	0	0	0	0	0	0	0
Jordan ****	0	0	0	0	0	0	0	0	0	0	0	0	0	0	0	0
Kuwait	0	0	0	0	0	0	0	0	0	0	0	0	0	0	0	0
Lebanon ****	0	0	0	0	0	0	0	0	0	0	0	0	0	0	0	0
Libya	0	0	0	0	0	0	0	0	0	0	0	0	0	0	0	0
Morocco	0	0	0	0	0	0	0	0	0	0	0	0	0	0	0	0
Oman	0	0	0	0	0	0	0	0	0	0	0	0	0	0	0	0
Pakistan	58	85	0	0	3	1	2	9	4	4	8	19	14	10	9	
Palestine ****	0	0	0	0	0	0	0									
Qatar	0	0	0	0	0	0	0	0	0	0	0	0	0	0	0	0
Saudi Arabia	0	0	0	0	0	0	0	0	0	0	0	0	0	0	0	0
Somalia	0	183	0	0	0	0	4	41	67	45	17	7	2			
Sudan	0	0	0	0	0	0	0	0	0	0	0	0	0	0	0	0
South Sudan	0	0	0	0	0	0	0									
Syria ****	0	17	0	0	0	0	0	0	0	1	0	6	10			
Tunisia	0	0	0	0	0	0	0	0	0	0	0	0	0	0	0	0
U.A.E	0	0	0	0	0	0	0	0	0	0	0	0	0	0	0	0
Yemen	0	0	0	0	0	0	0	0	0	0	0	0	0	0	0	0
<b>Total EMR</b>	<b>95</b>	<b>297</b>	<b>0</b>	<b>0</b>	<b>3</b>	<b>2</b>	<b>6</b>	<b>50</b>	<b>72</b>	<b>51</b>	<b>27</b>	<b>35</b>	<b>26</b>	<b>12</b>	<b>10</b>	<b>0</b>

\*\*\*\* UNRWA cases are included with those of country of residence



## World Health Organization – Regional Office for Eastern Mediterranean

## AFP SURVEILLANCE

6-Jan-14

Week 01, ending 05 January 2014

Number 796

Table 3: Investigation of AFP cases with paralysis onset in 2013 &amp; 2014 up to Week (01/14) / Ending on : (05/01/2014)

COUNTRY	2013												2014												Latest line List Date
	AFP									Specimen	Wild cases ****		AFP									Specimen	Wild cases ****		
	Total AFP cases onset 2013	Case classification					Non polio AFP rate **	AFP cases pending classification > 90 days from onset of paralysis	AFP cases pending classification and lab > 90 days from onset of paralysis	% with *** adequate specimens	Wild P1 Poliovirus	Wild P3 Poliovirus	Total AFP cases onset 2014	Case classification					Annualized Non polio AFP rate **	AFP cases pending classification > 90 days from onset of paralysis	AFP cases pending classification and lab > 90 days from onset of paralysis	% with *** adequate specimens	Wild P1 Poliovirus	Wild P3 Poliovirus	
		Total Confirmed Polio Cases *	Polio Compatible	Pending Classification	Discarded (non polio AFP)	VDPV								Total Confirmed Polio Cases *	Polio Compatible	Pending Classification	Discarded (non polio AFP)	VDPV							
Afghanistan	1879	12	1	98	1764	4	9.8	4	0	93.5	12	0	3	0	0	3	0	0	1.2	0	0	100.0	0	0	05/01/2014
Bahrain	10	0	0	4	6	0	3.7	0	0	90.0	0	0	0	0	0	0	0	0.0	0	0		0	0	05/01/2014	
Djibouti	7	0	0	6	1	0	2.4	5	1	85.7	0	0	0	0	0	0	0	0.0	0	0		0	0	29/12/2013	
Egypt	997	0	0	99	898	0	3.0	0	0	91.8	0	0	0	0	0	0	0	0.0	0	0		0	0	02/01/2014	
Iran	694	0	0	104	589	1	3.9	0	0	95.7	0	0	0	0	0	0	0	0.0	0	0		0	0	04/01/2014	
Iraq	435	0	0	62	373	0	3.0	25	5	84.1	0	0	0	0	0	0	0	0.0	0	0		0	0	03/01/2014	
Jordan	33	0	0	12	21	0	1.3	1	0	87.9	0	0	0	0	0	0	0	0.0	0	0		0	0	19/12/2013	
Kuwait	38	0	0	1	37	0	5.0	0	0	94.7	0	0	0	0	0	0	0	0.0	0	0		0	0	05/01/2014	
Lebanon	33	0	0	25	8	0	3.3	12	0	45.5	0	0	0	0	0	0	0	0.0	0	0		0	0	04/01/2014	
Libya	57	0	0	4	53	0	2.8	0	0	94.7	0	0	0	0	0	0	0	0.0	0	0		0	0	04/01/2014	
Morocco	105	0	0	20	85	0	1.0	6	1	71.4	0	0	0	0	0	0	0	0.0	0	0		0	0	27/12/2013	
Oman	19	0	0	0	19	0	2.4	0	0	94.7	0	0	0	0	0	0	0	0.0	0	0		0	0	22/12/2013	
Pakistan	4556	85	2	376	4047	46	5.8	209	8	89.3	85	0	0	0	0	0	0	0.0	0	0		0	0	05/01/2014	
Palestine	38	0	0	8	30	0	2.2	0	0	94.7	0	0	0	0	0	0	0	0.0	0	0		0	0	06/01/2014	
Qatar	8	0	0	0	8	0	3.4	0	0	100.0	0	0	0	0	0	0	0	0.0	0	0		0	0	05/01/2014	
Saudi Arabia	213	0	0	37	176	0	2.4	0	0	96.2	0	0	0	0	0	0	0	0.0	0	0		0	0	05/01/2014	
Somalia	533	183	0	104	245	1	6.3	38	11	86.9	183	0	0	0	0	0	0	0.0	0	0		0	0	03/01/2014	
Sudan	398	0	0	21	376	1	2.5	0	0	97.7	0	0	0	0	0	0	0	0.0	0	0		0	0	05/01/2014	
South Sudan	295	0	0	75	220	0	3.5	68	54	93.2	0	0	0	0	0	0	0	0.0	0	0		0	0	18/11/2013	
Syria	152	17	4	32	99	0	1.6	5	0	73.0	17	0	0	0	0	0	0	0.0	0	0		0	0	30/12/2013	
Tunisia	41	0	0	5	36	0	1.6	1	0	75.6	0	0	0	0	0	0	0	0.0	0	0		0	0	03/01/2014	
U.A.E	31	0	0	0	31	0	3.1	0	0	100.0	0	0	0	0	0	0	0	0.0	0	0		0	0	05/01/2014	
Yemen	588	0	0	48	539	1	4.9	2	1	91.0	0	0	0	0	0	0	0	0.0	0	0		0	0	29/12/2013	
EMR	11160	297	7	1141	9661	54	4.5	376	81	90.4	297	0	3	0	0	3	0	0.1	0	0	100.0	0	0		
2012	11120	95	15	0	10973	40	4.5	0	0	90.6	93 #	3 #													

\* Confirmed polio cases refer to wild isolation from AFP cases or from contacts of negative index AFP cases

\*\* Non-polio AFP per 100,000 children &lt;15 years

\*\*\* Adequate here refers to two stool specimens collected at least 24 hours apart, within 14 days of paralysis onset

\*\*\*\* AFP cases co infected with P1 and P3 are counted separately as wild isolates

# In 2012, 1 AFP case in Pakistan had co infection P1 &amp; P3 from 2 contacts P1 &amp; P3



Table 4: Investigation of contacts of AFP cases with paralysis onset in 2013 up to Week (52/13) / Ending on : (31/12/2013)

Country	No. of AFP cases	No. of eligible AFP cases for contact sampling*	% of eligible AFP cases with contact samplings	% of eligible AFP cases with 3+ contacts	Total number of Contacts**	% of contacts under 5 years	% of contacts with specimens collected within 7 days of notification of index	% Contact specimens in lab within 3 days of collection	% Contact specimens positive for NPEV	% Contact specimens positive for Sabin like virus	No. of contacts positive for wild virus	% of wild polio virus isolation from contacts	No. of Contacts positive for VDPVs	No. of -ve index AFP cases identified positive by contact	No. of district identified infected from contacts
Afghanistan	1879	123	86.2	86.2	867	93.9	77.7	23.5	23.7	4.9	0	0.0		0	0
Bahrain	10	1	0.0	0.0	0						0			0	0
Djibouti	7	1	0.0	0.0	6	66.7	50.0	0.0	0.0	0.0	0	0.0		0	0
Egypt	997	95	86.3	85.3	447	78.1	59.7	98.7	15.6	4.1	0	0.0		0	0
Iran	694	30	100.0	96.7	148	68.9	45.3	70.9	2.0	2.7	0	0.0		0	0
Iraq	435	69	60.9	47.8	177	63.3	15.8	76.2	9.5	1.2	0	0.0		0	0
Jordan	33	4	0.0	0.0	0						0			0	0
Kuwait	38	2	100.0	100.0	82	51.2	81.7	100.0	8.5	0.0	0	0.0		0	0
Lebanon	33	18	22.2	5.6	12	58.3	100.0	28.6	28.6	0.0	0	0.0		0	0
Libya	57	3	0.0	0.0	0						0			0	0
Morocco	105	30	50.0	40.0	66	56.1	30.3	59.6	1.8	5.3	0	0.0		0	0
Oman	19	1	0.0	0.0	44	86.4	18.2	100.0	15.9	6.8	0	0.0		0	0
Pakistan	4556	489	79.1	75.7	1334	88.5	62.3	72.4	27.0	5.9	6	0.5		5	4
Palestine	38	2	0.0	0.0	0						0			0	0
Qatar	8	0			0						0			0	0
Saudi Arabia	213	8	100.0	100.0	26	26.9	38.5	33.3	0.0	0.0	0	0.0		0	0
Somalia	533	70	72.9	71.4	1738	83.8	91.0	26.7	10.1	9.2	289	23.6	1	45	13
Sudan	398	9	77.8	77.8	270	83.3	54.4	39.1	10.2	3.8	0	0.0	1	0	0
South Sudan	295	20	90.0	80.0	849	85.3	91.2	2.4	18.9	2.6	0	0.0		0	0
Syria	152	41	31.7	9.8	47	40.4	42.6	74.3	2.9	0.0	1	2.9		1	1
Tunisia	41	10	10.0	0.0	7	28.6	42.9	83.3	0.0	0.0	0	0.0		0	0
U.A.E.	31	0			0						0			0	0
Yemen	588	53	96.2	88.7	1392	62.1	74.3	8.8	17.4	4.8	0	0.0		0	0
Grand Total 2013	11160	1079	75.7	71.0	7512	79.7	73.8	38.9	17.6	5.3	296	4.6	2	51	18
Grand Total 2012	11120	1061	83.6	79.2	5762	82.9	70.4	45.1	18.6	3.3	10	0.2	11	7	5

\* Eligible refers to AFP cases with inadequate stool specimens

\*\* Total number of contacts from eligible AFP cases and from other AFP cases as per with country criteria for contact sampling

## Last wild contacts in EMRO, 01/01/2013- 31/12/2013

Year	Country	Data	Date of Most Recent stool collection
		Count of wild contacts	
2013	Pakistan	6	08/12/2013
	SOM	289	25/10/2013
	SYR	1	04/09/2013
2013 Total		296	08/12/2013

## Number and distribution by district of -ve index AFP cases identified as wild positive by contact in EMR, 2013

COUNTRY	PROVINCE	DISTRICT	Count	First case	Last case
PAK	FATA	WAZIR-S	1	04/12/2013	04/12/2013
PAK	SINDH	KHIBALDIA	1	09/11/2013	09/11/2013
PAK	SINDH	KHIBINQASIM	1	18/10/2013	18/10/2013
PAK	SINDH	KASHMORE	1	03/10/2013	03/10/2013
PAK	SINDH	SWABI	1	10/09/2013	10/09/2013
PAK Total			4		
SOM	LOWER SHABELLE	KURTUNWAAREY	1	09/10/2013	09/10/2013
SOM	LOWER SHABELLE	WANLEWEYNE	1	08/06/2013	08/06/2013
SOM	BAY	BRAVA	1	17/05/2013	17/05/2013
SOM	BAY	BAIDOA	3	16/06/2013	19/09/2013
SOM	BAY	DINSOR	4	01/07/2013	16/07/2013
SOM	LOWER JUBA	BURHAKABA	2	26/04/2013	24/06/2013
SOM	LOWER JUBA	AFMADOW / HAGAR	2	08/08/2013	14/09/2013
SOM	LOWER JUBA	BADADE	1	04/08/2013	04/08/2013
SOM	LOWER JUBA	JAMAAME EAST	2	26/05/2013	24/07/2013
SOM	LOWER JUBA	KISMAYO	3	17/05/2013	10/07/2013
SOM	LOWER JUBA	JILIB WEST	1	28/06/2013	28/06/2013
SOM	MIDDLE JUBA	BUAALLE	1	25/08/2013	25/08/2013
SOM	MIDDLE JUBA	JILIB EAST	1	02/08/2013	02/08/2013
SOM	HIRAN	MAHAS	1	27/07/2013	27/07/2013
SOM	MIDDLE SHABELLE	JOWHAR	2	10/06/2013	23/07/2013
SOM	MIDDLE SHABELLE	ADEN YABAL	1	27/06/2013	27/06/2013
SOM	BANADIR	HODAN	4	17/04/2013	14/07/2013
SOM	BANADIR	DIARKENLEY	4	04/05/2013	01/07/2013
SOM	BANADIR	HELIWA	1	10/06/2013	10/06/2013
SOM	BANADIR	HAMAR JABJAB	2	27/04/2013	08/06/2013
SOM	BANADIR	MEDINA	2	28/05/2013	04/06/2013
SOM	BANADIR	WABERI	1	25/05/2013	25/05/2013
SOM	BANADIR	ABDULAZIZ	1	19/05/2013	19/05/2013
SOM	BANADIR	DAYNILE	1	13/05/2013	13/05/2013
SOM	GEDO	BELET HAWA	1	28/06/2013	28/06/2013
SOM	BAKOOL	EL BARDE	1	12/06/2013	12/06/2013
SOM Total			41		
SYR	ALEPPO	FARDOUS	1	14/07/2013	14/07/2013
SYR Total			1		
Grand Total			51	17/04/2013	04/12/2013



Table 5: Laboratory investigation of AFP cases with paralysis onset in 2013 up to Week (52/13) / Ending on : (31/12/2013)

Country	Polio laboratories Sequencing performed by CDC and RIVM laboratories	AFP cases with specimens	Preliminary virus isolation results of AFP cases						Poliovirus intratypic differentiation results #									Indicators				Latest report Date				
			Referred for ITD		NPEV only	Negative	Pending		Type 1			Type 2			Type 3			Discordant pending sequence	NPEV by PCR	Non-EV	Pending ITD		% specimens positive for NPEV*	% AFP cases with culture results within 14 days	% AFP cases with ITD results within 7 days	% AFP cases with ITD results within 45 days of onset**
			L20B+	L20B+NPEV			received < / = 14 days	received > 14 days ago	Wild	Sabin	VDPV	Wild	Sabin	VDPV	Wild	Sabin	VDPV									
Afghanistan	RRL Pakistan	1852	98	12	359	1327	55	1	12	53			26	4	45							18%	100%	99%	98%	04/01/2014
Bahrain	PNL Oman	10			1	9																8%	100%		90%	30/12/2013
Djibouti	NPL Kenya	7				5		2														0%			100%	29/12/2013
Egypt**	RRL Egypt	988	25	8	118	808	27	2		16			3		11			6	5	1		12%	99%	97%	99%	02/01/2014
Iran	NPL Iran	702	16		6	659	20	1		7			5	1	3					2		1%	100%	100%	99%	04/01/2014
Iraq	RRL Egypt	430	11		27	323	9	60		9			3		12			1				8%	99%	100%	84%	04/01/2014
Jordan	RRL Tunisia	34			4	30		1														10%	100%			05/01/2014
Kuwait	RRL Kuwait	42			2	38	1	1														5%	93%		100%	29/12/2013
Lebanon	RRL Egypt	26	2			23	1			2												4%	96%	100%	80%	02/01/2014
Libya	RRL Tunisia	55	1		7	44		3		1					1							13%	98%	100%	100%	06/12/2013
Morocco	RRL Tunisia	87			9	70	6	2														10%	92%	0%	94%	03/01/2014
Oman	NPL Oman	19			4	15																30%	100%		95%	30/12/2013
Pakistan	RRL Pakistan	4586	335	30	917	3178	126	1	80	109			64	46	103			1	5	1		19%	100%	97%	97%	04/01/2014
Palestine & UNRWA		38			5	27	1	4														16%	10%		80%	06/01/2014
Qatar	NPL Oman	8			1	7																13%	100%		100%	30/12/2013
Saudi Arabia	NPL Oman	210	2		1	189		18		2					3							0%	100%	100%	75%	16/12/2013
Somalia	NPL Kenya	532	187	2	49	222	5	77	138	27			8		27							11%	3%		80%	03/01/2014
Sudan	RRL Egypt	396	7		50	325	9	5		3			3		6							12%	95%	100%	100%	05/01/2014
South Sudan	NPL Kenya	295	7		55	170		64		4			1		2							24%	0%		82%	18/11/2013
Syria	RRL Tunisia	112	17		11	72		12	16	1			3		3							9%	80%	100%	82%	27/11/2013
Tunisia	RRL Tunisia	37	1			30		6		1												0%	100%	100%	97%	06/12/2013
U.A.E	NPL Oman	28	1		1	26				1					1							4%	100%	100%	96%	30/12/2013
Yemen	RRL Egypt	587	41		85	418	42	1		15			11		18	1	1	3	3			16%	97%	100%	92%	02/01/2014
Total EMR 2013		11081	751	52	1712	8015	302	261	246	251			127	51	237	1	3	14	11	1		15%	92%	98%	96%	
Total EMR 2012		11004	574	60	1999	8365		4	86	210			115	32	242	4	6	24	14			18%	94%	99%	97%	

\* Specimens from all sources including non-AFP cases, excluding environmental samples

\*\* This indicator reflects surveillance and laboratory activities

\*\*\* Environmental surveillance initiated in Egypt in September 2000 showed the following:

Result	2010	2011	2012	2013
Negative	416	448	401	412
Pending				51
Wild	1		2	
VDPVP2			7	3
VDPVP1			1	
Total	417	448	411	466

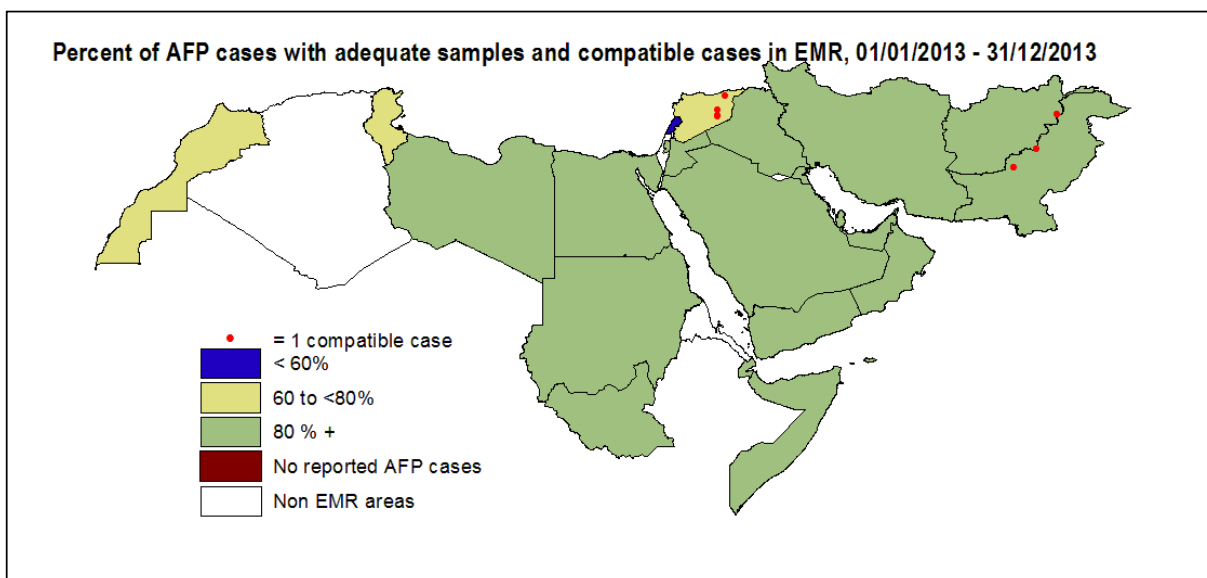
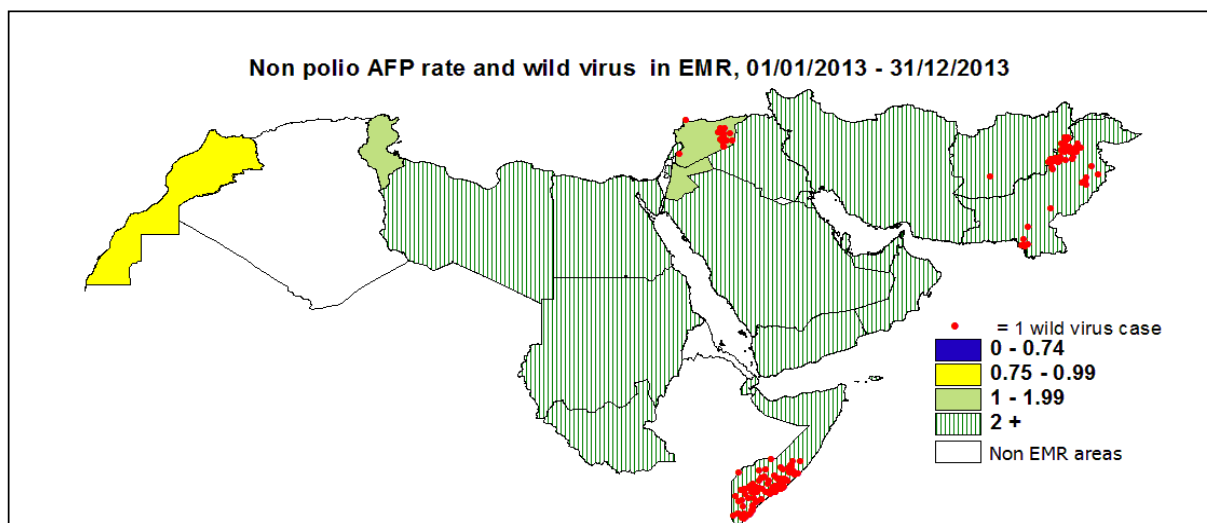
YEAR	Province	Site	Count	First date	Last Date
2013	VDPVP2	CAIRO	AL HAGGANA 2	1	08/01/2013 08/01/2013
		FAYOUM	FAYOUM CITY	1	14/04/2013 14/04/2013
		MINYA	AQRQAS	1	04/03/2013 04/03/2013
VDPVP2 Total			3	08/01/2013 14/04/2013	

\*\*\*\* 3 Environmental specimens taken in West Bank, Palestine were positive for wild polio virus P1. 2 of them were taken from site in West Bank that drains sewage from both Israel and Palestine  
Isolation of 1 wild polio virus P1 from environmental specimen collected 20 August 2013 from Gaza, Palestine

\*\*\*\*Environmental surveillance initiated in Pakistan in August 2009 showed the following:

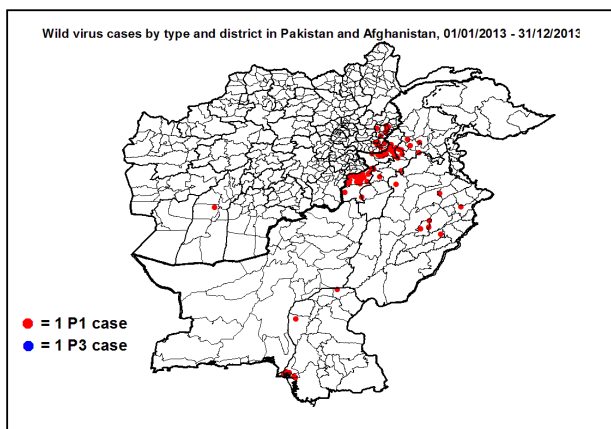
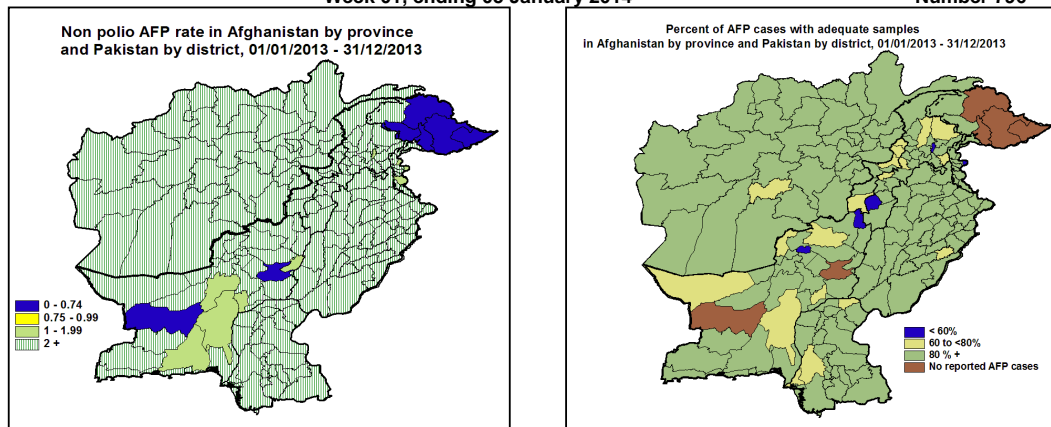
Status	2009	2010	2011	2012	2013
Negative	27	77	68	150	254
pending					22
Wild	18	79	136	89	55
Grand Total	45	156	204	239	331

Year	SITEDIST	SITENAME	Count	Wild	First date	Last date
2013	FAISALABAD	SAJJAN GOTH	2	25/10/2013	27/11/2013	
		KHI.GADAP TOWN	7	11/04/2013	12/11/2013	
		COMPOSITE SAMPLE	5	29/01/2013	23/10/2013	
		SOHRAB GOTH	4	22/07/2013	08/11/2013	
		KHI.GULSHAN-E-IQBAL TOWN	1	18/11/2013	18/11/2013	
		RASHID MINHAS RD LAY	8	24/01/2013	26/11/2013	
		MULTAN ROAD STATION	12	11/01/2013	10/12/2013	
		LARA MA	5	25/03/2013	25/11/2013	
		SHAHEEN TOWN	1	20/02/2013	20/02/2013	
		SAFDAR ABAD	1	18/09/2013	18/09/2013	
RAWALPINDI	1	28/08/2013	28/08/2013			
SUR PUL	7	10/01/2013	12/08/2013			
ALI TOWN	1	03/01/2013	03/01/2013			
KOTLA ABDUL FATAH	1	03/01/2013	03/01/2013			
TULSIDAS PUMPING STATION	1	03/01/2013	03/01/2013			
FAISALABAD COMPOSITE SITE	55	03/01/2013	10/12/2013			
2013 Total			55			



**Wild polio cases by country and date of onset of paralysis in EMR, 2013-2014**

Year	COUNTRY	P1			Total Count	First Case	Last Case
		Count	First Case	Last Case			
2013	AFG	12	31/01/2013	11/12/2013	12	31/01/2013	11/12/2013
	PAK	85	14/01/2013	16/12/2013	85	14/01/2013	16/12/2013
	SOM	183	17/04/2013	09/10/2013	183	17/04/2013	09/10/2013
	SYR	17	14/07/2013	08/10/2013	17	14/07/2013	08/10/2013
2013 Total		297	14/01/2013	16/12/2013	297	14/01/2013	16/12/2013



### Wild Polio cases by district and date of onset of paralysis, Afghanistan 2013

PROVINCE	DISTRICT	Count	First case	Last case
HILMAND	NAD-E-ALI	1	11/12/2013	11/12/2013
NANGARHAR	BATIKOT	2	08/08/2013	12/11/2013
	BEHSUD	1	11/11/2013	11/11/2013
	SHINWAR	1	06/06/2013	06/06/2013
	LALPUR	1	31/01/2013	31/01/2013
KUNAR	CHAPADARA	1	27/09/2013	27/09/2013
	NARANG	1	19/09/2013	19/09/2013
	WATAPUR	3	23/07/2013	15/09/2013
	KHASKUNAR	1	28/03/2013	28/03/2013
<b>Grand Total</b>		<b>12</b>	<b>31/01/2013</b>	<b>11/12/2013</b>

### Wild Polio cases by district and date of onset of paralysis, Pakistan 2013

PROVINCE	DISTRICT	Count	First case	Last case
FATA	WAZIR-S	2	04/12/2013	16/12/2013
	WAZIR-N	31	24/05/2013	10/12/2013
	KHYBER	19	24/04/2013	06/11/2013
	FR BANNU	7	03/05/2013	04/11/2013
	FR DIKHAN	1	26/08/2013	26/08/2013
PUNJAB	TTSINGH	3	09/10/2013	12/12/2013
	SAHIWAL	1	21/10/2013	21/10/2013
	SHEIKUPURA	1	26/09/2013	26/09/2013
	MBDIN	1	26/05/2013	26/05/2013
SINDH	MIANWALI	1	07/02/2013	07/02/2013
	KHIGIQBAL	1	11/12/2013	11/12/2013
	KHIBALDIA	1	09/11/2013	09/11/2013
	KHIBINQASIM	2	14/01/2013	18/10/2013
	KASHMORE	1	03/10/2013	03/10/2013
	KHIGADAP	2	09/07/2013	19/09/2013
KHYBER PAKHTOON	DADU	1	22/03/2013	22/03/2013
	PESHAWAR	4	30/06/2013	26/10/2013
	SWABI	1	10/09/2013	10/09/2013
	KOHAT	1	19/08/2013	19/08/2013
	MARDAN	2	12/02/2013	22/04/2013
	MALAKAND	1	08/02/2013	08/02/2013
	BANNU	1	26/01/2013	26/01/2013
<b>Grand Total</b>		<b>85</b>	<b>14/01/2013</b>	<b>16/12/2013</b>



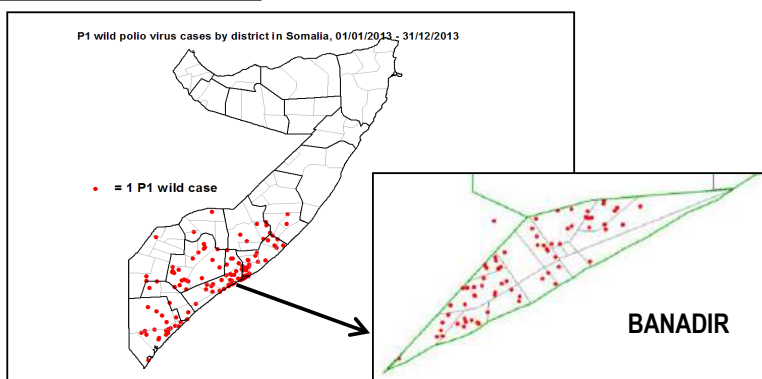
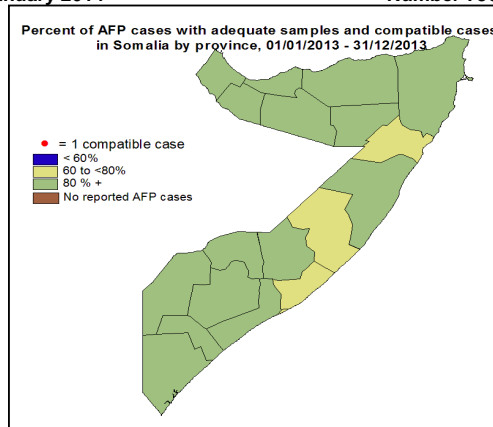
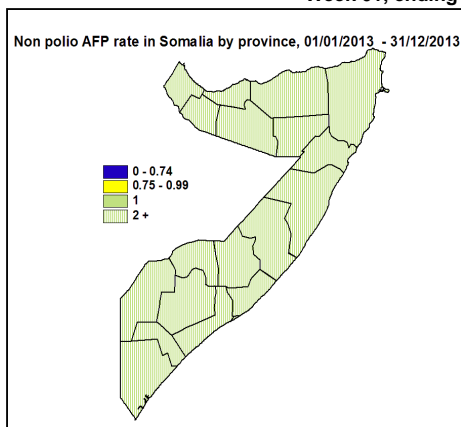
## World Health Organization – Regional Office for Eastern Mediterranean

## AFP SURVEILLANCE

6-Jan-14

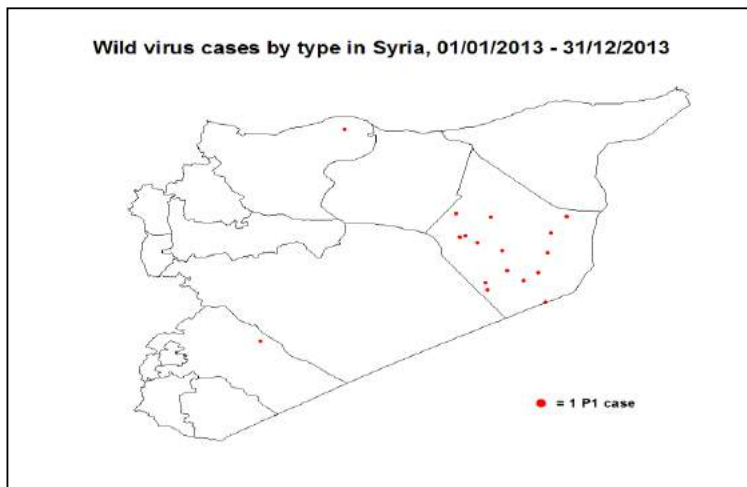
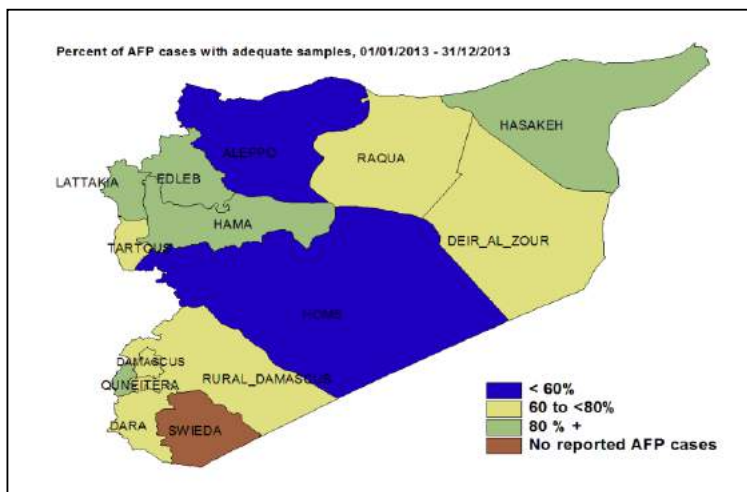
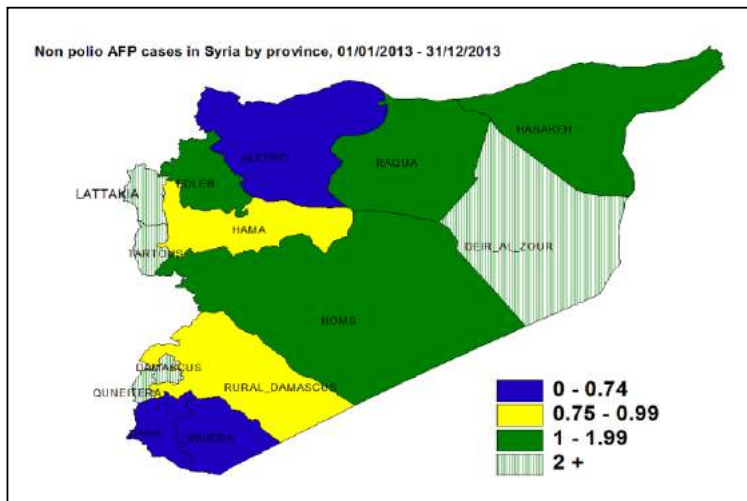
Week 01, ending 05 January 2014

Number 796



## Wild Polio cases by district and date of onset of paralysis, Somalia 2013

PROVINCE	DISTRICT	P1		First case	Last case
		Count			
LOWER SHABELLE	KURTUNWAAREY	4		03/06/2013	09/10/2013
	MARKA	11		30/05/2013	30/09/2013
	WANLEWEYNE	5		08/06/2013	18/07/2013
	QORYOLEY	2		23/05/2013	08/07/2013
	AFGOI	10		12/05/2013	20/06/2013
	AWDHEEGLE	1		11/06/2013	11/06/2013
	BRAVA	1		17/05/2013	17/05/2013
LOWER JUBA	AFMADOW / HAGAR	4		14/07/2013	01/10/2013
	KISMAYO	12		17/05/2013	02/09/2013
	BADADE	1		04/08/2013	04/08/2013
	JAMAAME EAST	2		26/05/2013	24/07/2013
	JAMAAME WEST	2		29/06/2013	05/07/2013
	JILIB WEST	1		28/06/2013	28/06/2013
HIRAN	MAHAS	5		12/06/2013	29/09/2013
	BULO BURTI	2		19/07/2013	02/08/2013
BAKOOL	WAJID	1		24/09/2013	24/09/2013
	EL BARDE	1		12/06/2013	12/06/2013
BAY	BAIDOA	5		10/06/2013	19/09/2013
	DINSOR	12		06/06/2013	18/08/2013
	BURHAKABA	4		26/04/2013	08/08/2013
GEDO	BARDERA	2		28/08/2013	13/09/2013
	BELET HAWA	1		28/06/2013	28/06/2013
MIDDLE JUBA	BUAALE	1		25/08/2013	25/08/2013
	SALAGLE	2		07/07/2013	10/08/2013
	JILIB EAST	2		29/05/2013	02/08/2013
MIDDLE SHABELLE	JOWHAR	4		08/06/2013	14/08/2013
	BALAD	6		13/06/2013	07/08/2013
	RUNINGOD	1		23/07/2013	23/07/2013
	ADEN YABAL	5		24/05/2013	22/07/2013
	ADALE	1		09/07/2013	09/07/2013
	MAHADAY	1		14/06/2013	14/06/2013
GALGADUD	GALHARERI	1		30/07/2013	30/07/2013
	EL BUR	1		14/07/2013	14/07/2013
BANADIR	DHARKENLEY	6		04/05/2013	19/07/2013
	HODAN	13		17/04/2013	14/07/2013
	HELIWA	8		05/05/2013	14/07/2013
	DAYNILE	6		09/05/2013	11/07/2013
	YAQSHID	9		21/05/2013	11/07/2013
	WARDIGLEY	7		13/05/2013	30/06/2013
	WABERI	3		20/05/2013	25/06/2013
	KARAN	3		26/05/2013	09/06/2013
	HAMAR JABJAB	3		18/04/2013	08/06/2013
	MEDINA	8		12/05/2013	04/06/2013
	HAWALWADAG	1		29/05/2013	29/05/2013
	HAMARWEYNE	1		21/05/2013	21/05/2013
	ABDUL AZIZ	1		19/05/2013	19/05/2013
Grand Total		183		17/04/2013	09/10/2013



Wild cases are plotted within boundaries of province and not by district

**Wild Polio cases by district and date of onset of paralysis, Syria 2013**

PROVINCE	DISTRICT	Count	First case	Last case
DEIR_AL_ZOUR	MAYADEEN	15	10/09/2013	08/10/2013
RURAL_DAMASCUS	DOUMA	1	17/09/2013	17/09/2013
ALEPPO	FARDOUS	1	14/07/2013	14/07/2013
Grand Total		17	14/07/2013	08/10/2013





**Circulating VDPV cases and date of onset of paralysis in EMR countries by districts  
2013-2014**

				VDTYPE <input type="checkbox"/> Data						
				cVDP2			cVDP3			
Year <input type="checkbox"/>	COUNTR <input type="checkbox"/>	PROVINCE <input type="checkbox"/>	DISTRICT <input type="checkbox"/>	Count	First Case	Last Case	Count	First Case	Last Case	
<input type="checkbox"/> 2013	<input type="checkbox"/> AFG	<input type="checkbox"/> BALKH	MAZAR-E-SHARIF	1	22/10/2013	22/10/2013				
		<input type="checkbox"/> KANDAHAR	SHAHWALIKOT	1	13/03/2013	13/03/2013				
		<input type="checkbox"/> HILMAND	NAD-E-ALI	2	22/01/2013	20/02/2013				
	AFG Total				4	22/01/2013	22/10/2013			
	<input type="checkbox"/> PAK	<input type="checkbox"/> BALOCHISTAN	JAFARABAD	1	11/01/2013	11/01/2013				
			MASTUNG	1	27/06/2013	27/06/2013				
		<input type="checkbox"/> SINDH	KHIGADAP	4	21/02/2013	03/07/2013				
		<input type="checkbox"/> FATA	MOHMAND	1	13/07/2013	13/07/2013				
			WAZIR-N	39	10/04/2013	03/12/2013				
	PAK Total				46	11/01/2013	03/12/2013			
	<input type="checkbox"/> SOM	<input type="checkbox"/> LOWER SHABELLE	AFGOI	1	09/01/2013	09/01/2013				
	SOM Total				1	09/01/2013	09/01/2013			
	<input type="checkbox"/> YEM	<input type="checkbox"/> SAADAH	SAHAR				1	12/07/2013	12/07/2013	
	YEM Total							1	12/07/2013	12/07/2013
2013 Total				51	09/01/2013	03/12/2013	1	12/07/2013	12/07/2013	

In 2013, 1 AFP case in Somalia was identified as VDPV by contact