



Table 1: Acute Flaccid Paralysis (AFP) cases by week of onset

Country	Reported AFP cases by week of onset - Week (03/14) / Ending on : 19/01/14														
	Total AFP 2012	Total AFP 2013	Total AFP to date, 2014	W 44 03 Nov 13	W 45 10 Nov 13	W 46 17 Nov 13	W 47 24 Nov 13	W 48 01 Dec 13	W 49 08 Dec 13	W 50 15 Dec 13	W 51 22 Dec 13	W 52 29 Dec 13	W 01 05 Jan 14	W 02 12 Jan 14	W 03 19 Jan 14
Afghanistan	1829	1892	63	28	29	36	34	36	33	27	37	25	32	25	9
Bahrain	19	12	1	1	0	0	1	1	0	0	1	1	1	0	0
Djibouti	6	7	0	1	0	0	0	0	0	0	0	0	0	0	0
Egypt	1022	1007	44	15	20	28	29	19	26	24	12	18	18	27	2
Iran	689	708	0	11	13	18	12	14	32	14	13	14	0	0	
Iraq	467	444	4	9	10	10	17	13	11	9	6	8	5		
Jordan ****	34	34	0	1	3	1	4	0	1	1	0	0	0		
Kuwait	36	38	1	2	3	2	1	1	0	0	0	1	1	0	0
Lebanon ****	24	33	0	1	3	1	0	1	1	0	1	0			
Libya	42	58	1	1	1	3	0	1	1	2	1	0	1	0	
Morocco	81	106	1	1	3	2	3	1	2	5	2	0	1		
Oman	31	20	0	0	0	0	1	0	0	0	0	1	0	0	0
Pakistan	5036	4688	37	87	92	94	91	83	76	76	49	73	40	8	0
Palestine ****	21	38	2	0	0	1	1	1	0	0	2	0	1	2	0
Qatar	13	8	0	0	0	0	0	0	0	0	0	0	0	0	0
Saudi Arabia	227	220	2	4	5	4	4	6	4	7	1	3	4	0	0
Somalia	148	542	3	5	7	7	6	5	10	6	7	6	2	1	
Sudan	384	409	8	5	8	9	9	12	5	2	7	9	10	0	0
South Sudan	326	295	0	South Sudan has moved to AFRO Region starting October 2013											
Syria ****	109	161	3	5	10	13	0	8	4	7	2	5	4	0	
Tunisia	61	43	1	2	0	2	3	3	0	0	1	0	0	1	
U.A.E	40	31	0	1	1	0	1	0	0	0	0	0	0	0	0
Yemen	475	614	19	13	9	7	9	10	10	19	13	20	12	9	1
Total EMR	11120	11408	190	193	217	238	226	215	216	199	155	184	132	73	12

No data = No report received

Table 2: Confirmed polio cases by month of onset

Country	Total year 2012	Total year 2013	19/01		Confirmed polio cases by month of onset											
			2013	2014	February 2013	March 2013	April 2013	May 2013	June 2013	July 2013	August 2013	September 2013	October 2013	November 2013	December 2013	January 2014
Afghanistan	37	13	0	0	0	1	0	0	1	1	2	3	0	2	2	
Bahrain	0	0	0	0	0	0	0	0	0	0	0	0	0	0		
Djibouti	0	0	0	0	0	0	0	0	0	0	0	0	0	0		
Egypt	0	0	0	0	0	0	0	0	0	0	0	0	0	0		
Iran	0	0	0	0	0	0	0	0	0	0	0	0	0	0		
Iraq	0	0	0	0	0	0	0	0	0	0	0	0	0	0		
Jordan ****	0	0	0	0	0	0	0	0	0	0	0	0	0	0		
Kuwait	0	0	0	0	0	0	0	0	0	0	0	0	0	0		
Lebanon ****	0	0	0	0	0	0	0	0	0	0	0	0	0	0		
Libya	0	0	0	0	0	0	0	0	0	0	0	0	0	0		
Morocco	0	0	0	0	0	0	0	0	0	0	0	0	0	0		
Oman	0	0	0	0	0	0	0	0	0	0	0	0	0	0		
Pakistan	58	91	1	4	3	1	2	9	4	4	8	19	14	10	15	4
Palestine ****	0	0	0	0	0	0	0									
Qatar	0	0	0	0	0	0	0	0	0	0	0	0	0	0		
Saudi Arabia	0	0	0	0	0	0	0	0	0	0	0	0	0	0		
Somalia	0	189	0	0	0	0	4	41	68	45	19	7	2	2	1	
Sudan	0	0	0	0	0	0	0	0	0	0	0	0	0	0		
South Sudan	0	0	0	0	0	0	0	0	0							
Syria ****	0	17	0	0	0	0	0	0	0	1	0	6	10			
Tunisia	0	0	0	0	0	0	0	0	0	0	0	0	0	0	0	
U.A.E	0	0	0	0	0	0	0	0	0	0	0	0	0	0	0	
Yemen	0	0	0	0	0	0	0	0	0	0	0	0	0	0	0	
Total EMR	95	310	1	4	3	2	6	50	73	51	29	35	26	14	18	4

**** UNRWA cases are included with those of country of residence

Advance notification from Syria of a new wild P1 case with EPID # SYRHASRAS20139 from Ras Al Ien District, Hasakeh Province, with date of onset 28/11/2013



Table 3: Investigation of AFP cases with paralysis onset in 2013 & 2014 up to Week (03/14) / Ending on : (19/01/2014)

COUNTRY	2013												2014												Latest line List Date		
	AFP										Specimen	Wild cases ****		AFP										Specimen		Wild cases ****	
	Total AFP cases onset 2013	Case classification					Non polio AFP rate **	AFP cases pending classification > 90 days from onset of paralysis	AFP cases pending classification and lab > 90 days from onset of paralysis	% with *** adequate specimens		Wild P1 Poliovirus	Wild P3 Poliovirus	Total AFP cases onset 2014	Case classification					Annualized Non polio AFP rate **	AFP cases pending classification > 90 days from onset of paralysis	AFP cases pending classification and lab > 90 days from onset of paralysis	% with *** adequate specimens			Wild P1 Poliovirus	Wild P3 Poliovirus
		Total Confirmed Polio Cases *	Polio Compatible	Pending Classification	Discarded (non polio AFP)	VDPV					Total Confirmed Polio Cases *				Polio Compatible	Pending Classification	Discarded (non polio AFP)	VDPV									
Afghanistan	1892	13	1	49	1825	4	9.9	8	0	93.2	13	0	63	0	0	62	1	0	6.4	0	0	98.4	0	0	19/01/2014		
Bahrain	12	0	0	4	8	0	4.4	0	0	91.7	0	0	1	0	0	1	0	0	7.1	0	0	100.0	0	0	19/01/2014		
Djibouti	7	0	0	6	1	0	2.4	5	1	85.7	0	0	0	0	0	0	0	0	0.0	0	0		0	0	19/01/2014		
Egypt	1007	0	0	60	947	0	3.0	1	0	92.4	0	0	44	0	0	44	0	0	2.5	0	0	43.2	0	0	16/01/2014		
Iran	708	0	0	88	619	1	4.0	0	0	95.8	0	0	0	0	0	0	0	0	0.0	0	0		0	0	18/01/2014		
Iraq	444	0	0	45	399	0	3.1	19	5	84.0	0	0	4	0	0	4	0	0	0.5	0	0	100.0	0	0	11/01/2014		
Jordan	34	0	0	12	22	0	1.4	0	0	88.2	0	0	0	0	0	0	0	0	0.0	0	0		0	0	09/01/2014		
Kuwait	38	0	0	0	38	0	5.0	0	0	94.7	0	0	1	0	0	1	0	0	2.3	0	0	100.0	0	0	19/01/2014		
Lebanon	33	0	0	25	8	0	3.3	16	0	45.5	0	0	0	0	0	0	0	0	0.0	0	0		0	0	04/01/2014		
Libya	58	0	0	5	53	0	2.8	0	0	93.1	0	0	1	0	0	1	0	0	0.9	0	0	100.0	0	0	18/01/2014		
Morocco	106	0	0	19	87	0	1.0	8	1	71.7	0	0	1	0	0	1	0	0	0.2	0	0	0.0	0	0	10/01/2014		
Oman	20	0	0	1	19	0	2.5	0	0	95.0	0	0	0	0	0	0	0	0	0.0	0	0		0	0	19/01/2014		
Pakistan	4688	91	3	273	4274	47	6.0	188	8	89.4	91	0	37	4	0	33	0	0	0.8	0	0	89.2	4	0	19/01/2014		
Palestine	38	0	0	7	31	0	2.2	1	0	94.7	0	0	2	0	0	2	0	0	2.2	0	0	100.0	0	0	19/01/2014		
Qatar	8	0	0	0	8	0	3.4	0	0	100.0	0	0	0	0	0	0	0	0	0.0	0	0		0	0	19/01/2014		
Saudi Arabia	220	0	0	37	183	0	2.4	0	0	95.5	0	0	2	0	0	2	0	0	0.4	0	0	100.0	0	0	19/01/2014		
Somalia	542	189	0	59	293	1	6.4	27	2	86.9	189	0	3	0	0	3	0	0	1.0	0	0	100.0	0	0	14/01/2014		
Sudan	409	0	0	13	395	1	2.6	0	0	97.8	0	0	8	0	0	8	0	0	0.9	0	0	87.5	0	0	19/01/2014		
South Sudan	295	0	0	75	220	0	3.5	74	60	93.2	0	0	South Sudan has moved to AFRO Region starting October 2013												18/11/2013		
Syria	161	17	4	35	105	0	1.7	6	0	72.0	17	0	3	0	0	3	0	0	0.7	0	0	100.0	0	0	16/01/2014		
Tunisia	43	0	0	3	40	0	1.6	1	0	76.7	0	0	1	0	0	1	0	0	0.7	0	0	100.0	0	0	17/01/2014		
U.A.E	31	0	0	0	31	0	3.1	0	0	100.0	0	0	0	0	0	0	0	0	0.0	0	0		0	0	19/01/2014		
Yemen	614	0	0	72	541	1	5.1	2	0	91.2	0	0	19	0	0	19	0	0	3.0	0	0	94.7	0	0	19/01/2014		
EMR	11408	310	8	888	10147	55	4.6	356	77	90.5	310	0	190	4	0	185	1	0	1.5	0	0	82.6	4	0			
2012	11120	95	15	0	10973	40	4.5	0	0	90.6	93 #	3 #															

* Confirmed polio cases refer to wild isolation from AFP cases or from contacts of negative index AFP cases

** Non-polio AFP per 100,000 children <15 years

*** Adequate here refers to two stool specimens collected at least 24 hours apart, within 14 days of paralysis onset

**** AFP cases co infected with P1 and P3 are counted separately as wild isolates

In 2012, 1 AFP case in Pakistan had co infection P1 & P3 from 2 contacts P1 & P3

Advance notification from Syria of a new P1 wild case with EPID # SYRHASRAS20139 from Ras Al Ien District, Hasakeh Province, with date of onset 28/11/2013



Table 4: Investigation of contacts of AFP cases with paralysis onset in 2014 up to Week (03/14) / Ending on : (19/01/2014)

Country	No. of AFP cases	No. of eligible AFP cases for contact sampling*	% of eligible AFP cases with contact samplings	% of eligible AFP cases with 3+ contacts	Total number of Contacts**	% of contacts under 5 years	% of contacts with specimens collected within 7 days of notification of index	% Contact specimens in lab within 3 days of collection	% Contact specimens positive for NPEV	% Contact specimens positive for Sabin like virus	No. of contacts positive for wild virus	% of wild polio virus isolation from contacts	No. of Contacts positive for VDPVs	No. of -ve index AFP cases identified positive by contact	No. of district identified infected from contacts
Afghanistan	63	1	0.0	0.0	15	100.0	100.0				0			0	0
Bahrain	1	0			0						0			0	0
Djibouti											0			0	0
Egypt	44	25	4.0	4.0	3	100.0	100.0				0			0	0
Iran											0			0	0
Iraq	4	0			0						0			0	0
Jordan											0			0	0
Kuwait	1	0			0						0			0	0
Lebanon											0			0	0
Libya	1	0			0						0			0	0
Morocco	1	1	0.0	0.0	0						0			0	0
Oman											0			0	0
Pakistan	37	4	0.0	0.0	0						0			0	0
Palestine	2	0			0						0			0	0
Qatar											0			0	0
Saudi Arabia	2	0			0						0			0	0
Somalia	3	0			0						0			0	0
Sudan	8	1	0.0	0.0	5	40.0	100.0				0			0	0
South Sudan	South Sudan has moved to AFRO Region starting October 2013														
Syria	3	0			4	0.0	100.0				0			0	0
Tunisia	1	0			0						0			0	0
U.A.E.											0			0	0
Yemen	19	1	100.0	100.0	49	42.9	100.0				0			0	0
Grand Total 2014	190	33	6.1	6.1	76	53.9	100.0				0			0	0
Grand Total 2013	11408	1096	76.5	71.6	7704	79.5	73.7	38.9	17.5	5.4	300	4.5	2	53	19

* Eligible refers to AFP cases with inadequate stool specimens

** Total number of contacts from eligible AFP cases and from other AFP cases as per with country criteria for contact sampling

Last wild contacts in EMRO, 01/01/2013- 19/01/2014

Year	Country	Data	Date of Most Recent stool collection
		Count of wild contacts	
2013	Pakistan	7	21/12/2013
	SOM	292	25/10/2013
	SYR	1	04/09/2013
2013 Total		300	21/12/2013

Number and distribution by district of -ve index AFP cases identified as wild positive by contact in EMR, 2013

COUNTRY	PROVINCE	DISTRICT	P1 Count	First case	Last case
PAK	SINDH	KHIBALDIA	2	09/11/2013	10/12/2013
		KHIBINQASIM	1	18/10/2013	18/10/2013
		KASHMIRE	1	03/10/2013	03/10/2013
		WAZIR-S	1	04/12/2013	04/12/2013
		KHYBER PAKHTOON	1	10/09/2013	10/09/2013
		SWABI	1	10/09/2013	10/09/2013
PAK Total			6	10/09/2013	10/12/2013
SOM	BARI	BOSSASO	1	21/11/2013	21/11/2013
	LOWER SHABELLE	KURTUNWAAREY	1	09/10/2013	09/10/2013
		WANLEWEYNE	1	08/06/2013	08/06/2013
	BAY	BRAVA	1	17/05/2013	17/05/2013
		BAIDOA	4	16/06/2013	19/09/2013
		DINSOR	3	03/07/2013	16/07/2013
		BURHAKABA	2	26/04/2013	24/06/2013
	LOWER JUBA	AFMADOW / HAGAR	2	08/08/2013	14/09/2013
		BADADE	1	04/08/2013	04/08/2013
		JAMAME EAST	2	26/05/2013	24/07/2013
		KISMAYO	3	17/05/2013	10/07/2013
		JILIB WEST	1	28/06/2013	28/06/2013
	MIDDLE JUBA	BUAALE	1	25/08/2013	25/08/2013
		JILIB EAST	1	02/08/2013	02/08/2013
	HIRAN	MAHAS	1	27/07/2013	27/07/2013
	MIDDLE SHABELLE	JOWHAR	2	10/06/2013	23/07/2013
		ADEN YABAL	1	27/06/2013	27/06/2013
	BANADIR	HODAN	4	17/04/2013	14/07/2013
		DHARKENLEY	4	04/05/2013	04/07/2013
		HELWA	1	10/06/2013	10/06/2013
		HAMAR JABIAB	2	27/04/2013	08/06/2013
		MEDINA	2	28/05/2013	04/06/2013
		WABERI	1	25/05/2013	25/05/2013
		ABDIL AZIZ	1	19/05/2013	19/05/2013
		DAYNILE	1	13/05/2013	13/05/2013
	GEDO	BELET HAWA	1	28/06/2013	28/06/2013
	BAKOOL	EL BARDE	1	12/06/2013	12/06/2013
SOM Total			46	12/06/2013	21/12/2013
SYR	ALEPPO	FARDOUS	1	14/07/2013	14/07/2013
SYR Total			1	14/07/2013	14/07/2013
Grand Total			53	17/04/2013	10/12/2013



Table 5: Laboratory investigation of AFP cases with paralysis onset in 2013 up to Week (03/14) / Ending on : (19/01/2014)

Country	Polio laboratories Sequencing performed by CDC and RIVM laboratories	AFP cases with specimens	Preliminary virus isolation results of AFP cases						Poliovirus intratypic differentiation results #									Indicators				Latest report date				
			Referred for ITD			Pending			Type 1			Type 2			Type 3			% specimens positive for NPEV*	% AFP cases with culture results within 14 days	% AFP cases with ITD results within 7 days	% AFP cases with ITD results within 45 days of onset**					
			L20B+	L20B+ NPEV	NPEV only	Negative	received < 14 days	received > 14 days ago	Wild	Sabin	VDPV	Wild	Sabin	VDPV	Wild	Sabin	VDPV						Discordant pending sequence	NPEV by PCR	Non-EV	Pending ITD
Afghanistan	RRL Pakistan	35				1	34														0%	100%		100%	19/01/2014	
Bahrain	PNL Oman																								19/01/2014	
Djibouti	NPL Kenya																								19/01/2014	
Egypt***	RRL Egypt	21					17	4																	19/01/2014	
Iran	NPL Iran	18					1	17													0%	100%		100%	18/01/2014	
Iraq	RRL Egypt	8						8																	17/01/2014	
Jordan	RRL Tunisia	2				1	1														33%	100%			19/01/2014	
Kuwait	RRL Kuwait																								09/01/2014	
Lebanon	RRL Egypt																								19/01/2014	
Libya	RRL Tunisia																								06/12/2013	
Morocco	RRL Tunisia	3						3																	17/01/2014	
Oman	NPL Oman																				0%				19/01/2014	
Pakistan	RRL Pakistan	69	5				66		4												8%	100%	100%	100%	19/01/2014	
Palestine & UNRWA		2					2																		19/01/2014	
Qatar	NPL Oman																								19/01/2014	
Saudi Arabia	NPL Oman																								16/12/2013	
Somalia	NPL Kenya	3					3																		14/01/2014	
Sudan	RRL Egypt	8					8																		19/01/2014	
South Sudan	NPL Kenya																								18/11/2013	
South Sudan has moved to AFRO Region starting October 2013																										
Syria	RRL Tunisia																								27/11/2013	
Tunisia	RRL Tunisia																								06/12/2013	
U.A.E	NPL Oman																								19/01/2014	
Yemen	RRL Egypt																								19/01/2014	
Total EMR 2014		169	5			1	3	158	4	4											11%	100%	100%	100%		
Total EMR 2013		11258	785	52	1769	8329	100	227	257	266			130	52	251	1	7	14	11	1	15%	92%	98%	96%		

* Specimens from all sources including non-AFP cases, excluding environmental samples

** This indicator reflects surveillance and laboratory activities

*** Environmental surveillance initiated in Egypt in September 2000 showed the following:

Result	2010	2011	2012	2013	2014
Negative	416	448	401	417	
Pending				52	18
Wild		1		2	
VDPVP2				7	3
VDPVP1				1	
Total	417	448	411	472	18

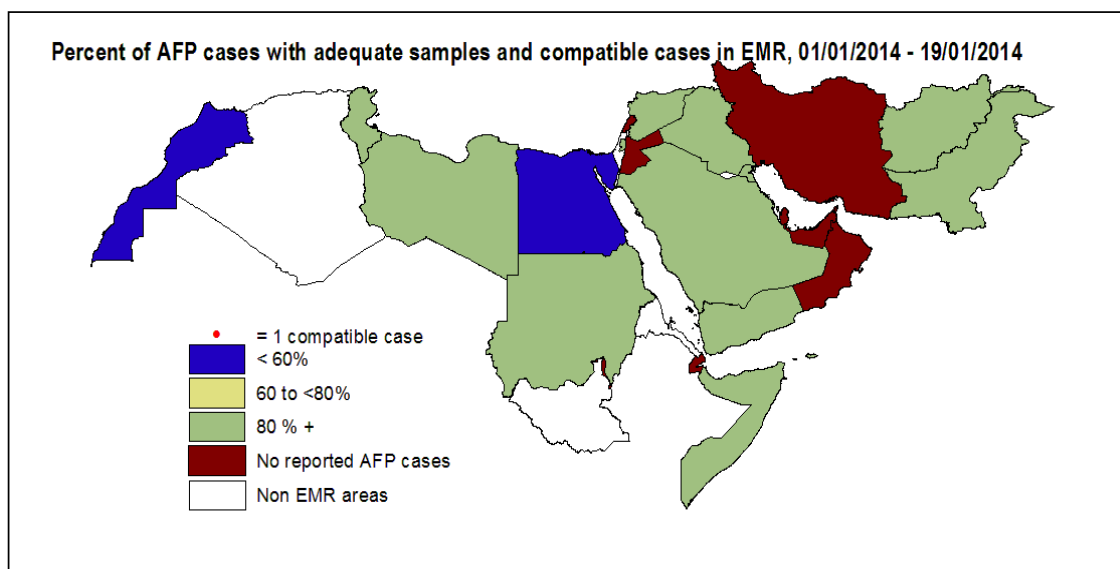
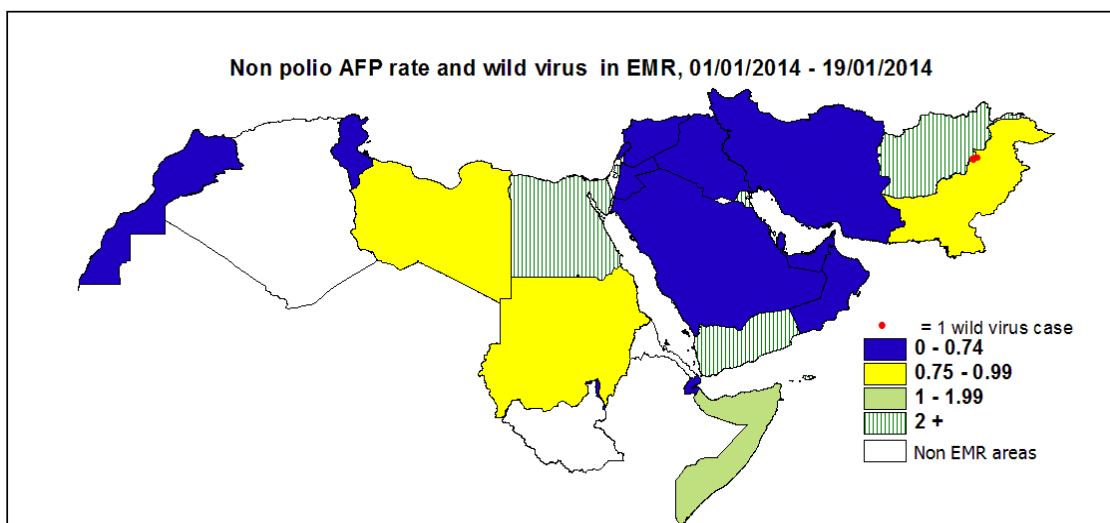
YEAR		Province	Site	Count	First date	Last Date
2013	VDPVP2	CAIRO	AL HAGGANA 2	1	08/01/2013	08/01/2013
			FAYOUM	FAYOUM CITY	1	14/04/2013
		MINYA	AQRQAS	1	04/03/2013	04/03/2013
			VDPVP2 Total			3

**** 3 Environmental specimens taken in West Bank, Palestine were positive for wild polio virus P1. 2 of them were taken from site in West Bank that drains sewage from both Israel and Palestine
Isolation of 1 wild polio virus P1 from environmental specimen collected 20 August 2013 from Gaza, Palestine

****Environmental surveillance initiated in Pakistan in August 2009 showed the following:

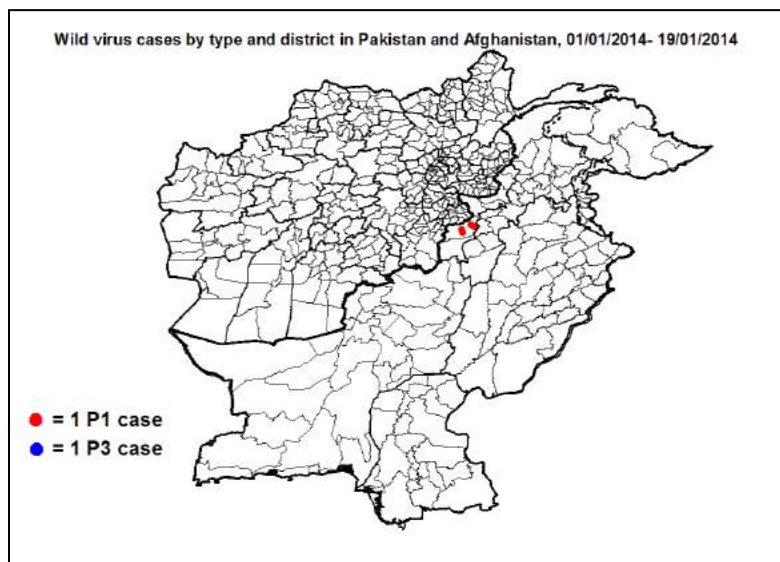
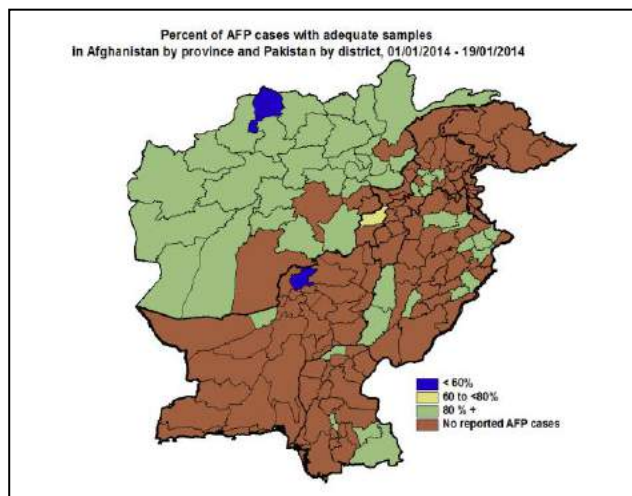
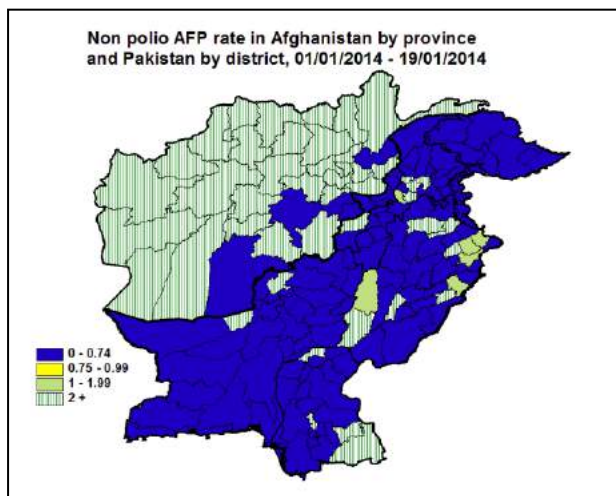
Status	2009	2010	2011	2012	2013	2014
Negative	27	77	68	150	263	
pending					8	14
Wild	18	79	136	89	60	
Grand Total	45	156	204	239	331	14

Year	SITEDIST	SITENAME	Count	Wild	First date	Last date
2013	KHI BALDIA TOWN	SAJJAN GOTH	2	25/10/2013	27/11/2013	
	KHI GADAP TOWN	COMPOSITE SAMPLE	8	11/04/2013	11/12/2013	
		SOHRAB GOTH	5	29/01/2013	23/10/2013	
	KHI GULSHAN-E IQBAL TOWN	RASHID MINHAS RD LAY	4	22/07/2013	08/11/2013	
	LAHORE	GULSHAN RAVI STATION		1	05/12/2013	05/12/2013
		MULTAN ROAD STATION		1	18/11/2013	18/11/2013
		OUTFALL STATION		2	12/12/2013	12/12/2013
	PESHAWAR	LARA MA		8	24/01/2013	26/11/2013
		SHAHEEN TOWN		12	11/01/2013	10/12/2013
	RAWALPINDI	SAFDAR ABAD	5	25/03/2013	25/11/2013	
	QUETTA	SUR PUL	1	20/02/2013	20/02/2013	
	MULTAN	ALI TOWN		1	18/09/2013	18/09/2013
		KOTLA ABDUL FATAH		1	28/08/2013	28/08/2013
		SURAJ MIANI		1	09/12/2013	09/12/2013
HYDERABAD	TULSIDAS PUMPING STATION		7	10/01/2013	12/08/2013	
FAISALABAD	FAISALABAD COMPOSITE SITE		1	03/01/2013	03/01/2013	
2013 Total			60	03/01/2013	12/12/2013	



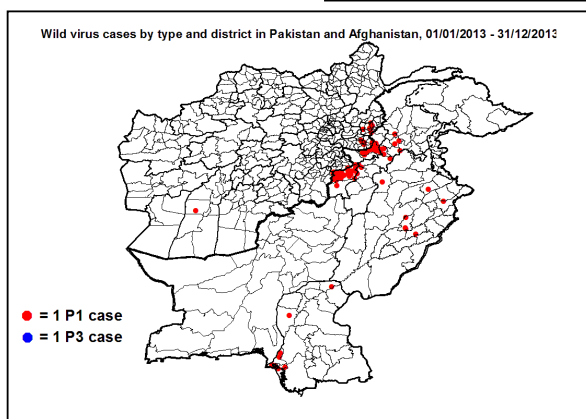
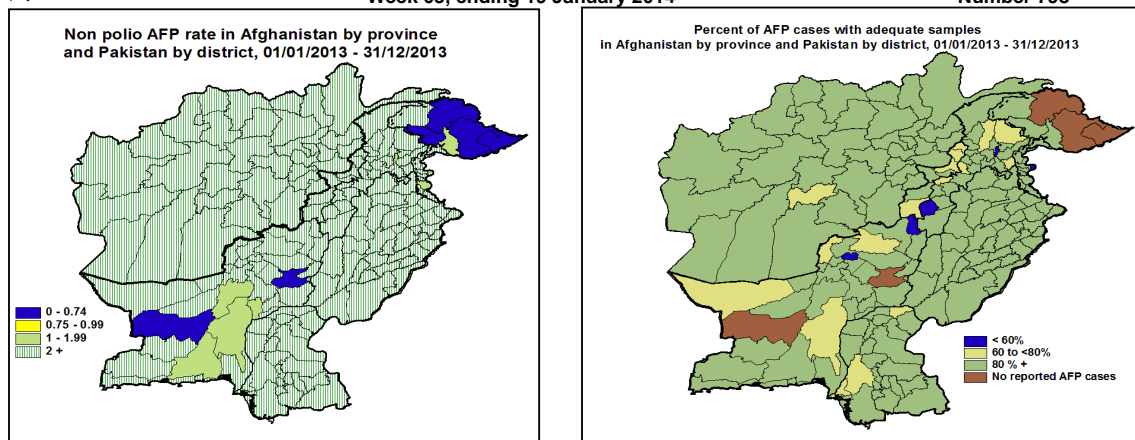
Wild polio cases by country and date of onset of paralysis in EMR, 2013-2014

Year	COUNTRY	P1			Total Count	First Case	Last Case
		Count	First Case	Last Case			
2013	AFG	13	31/01/2013	20/12/2013	13	31/01/2013	20/12/2013
	PAK	91	14/01/2013	28/12/2013	91	14/01/2013	28/12/2013
	SOM	189	17/04/2013	20/12/2013	189	17/04/2013	20/12/2013
	SYR	17	14/07/2013	08/10/2013	17	14/07/2013	08/10/2013
2013 Total		310	14/01/2013	28/12/2013	310	14/01/2013	28/12/2013
2014	PAK	4	03/01/2014	05/01/2014	4	03/01/2014	05/01/2014
2014 Total		4	03/01/2014	05/01/2014	4	03/01/2014	05/01/2014



Wild Polio cases by district and date of onset of paralysis, Pakistan 2014

PROVINCE	DISTRICT	P1 Count	First case	Last case
FATA	WAZIR-N	4	03/01/2014	05/01/2014
Grand Total		4	03/01/2014	05/01/2014



Wild Polio cases by district and date of onset of paralysis, Afghanistan 2013

PROVINCE	DISTRICT	Count	First case	Last case
KUNAR	WATAPUR	4	23/07/2013	20/12/2013
	CHAPADARA	1	27/09/2013	27/09/2013
	NARANG	1	19/09/2013	19/09/2013
	KHASKUNAR	1	28/03/2013	28/03/2013
HILMAND	NAD-E-ALI	1	11/12/2013	11/12/2013
NANGARHAR	BATIKOT	2	08/08/2013	12/11/2013
	BEHSUD	1	11/11/2013	11/11/2013
	SHINWAR	1	06/06/2013	06/06/2013
	LALPUR	1	31/01/2013	31/01/2013
Grand Total		13	31/01/2013	20/12/2013

Wild Polio cases by district and date of onset of paralysis, Pakistan 2013

PROVINCE	DISTRICT	Count	First case	Last case
FATA	KHYBER	20	24/04/2013	28/12/2013
	WAZIR-N	35	24/05/2013	26/12/2013
	WAZIR-S	2	04/12/2013	16/12/2013
	FR BANNU	7	03/05/2013	04/11/2013
	FR DIKHAN	1	26/08/2013	26/08/2013
PUNJAB	TTSINGH	3	09/10/2013	12/12/2013
	SAHIWAL	1	21/10/2013	21/10/2013
	SHEIKUPURA	1	26/09/2013	26/09/2013
	MBDIN	1	26/05/2013	26/05/2013
	MIANWALI	1	07/02/2013	07/02/2013
SINDH	KHIGIQBAL	1	11/12/2013	11/12/2013
	KHIBALDIA	2	09/11/2013	10/12/2013
	KHIBINQASIM	2	14/01/2013	18/10/2013
	KASHMORE	1	03/10/2013	03/10/2013
	KHIGADAP	2	09/07/2013	19/09/2013
	DADU	1	22/03/2013	22/03/2013
KHYBER PAKHTOON	PESHAWAR	4	30/06/2013	26/10/2013
	SWABI	1	10/09/2013	10/09/2013
	KOHAT	1	19/08/2013	19/08/2013
	MARDAN	2	12/02/2013	22/04/2013
	MALAKAND	1	08/02/2013	08/02/2013
	BANNU	1	26/01/2013	26/01/2013
Grand Total		91	14/01/2013	28/12/2013



World Health Organization – Regional Office for Eastern Mediterranean

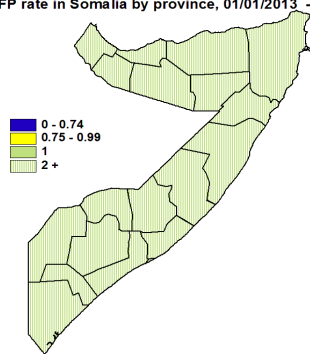
AFP SURVEILLANCE

20-Jan-14

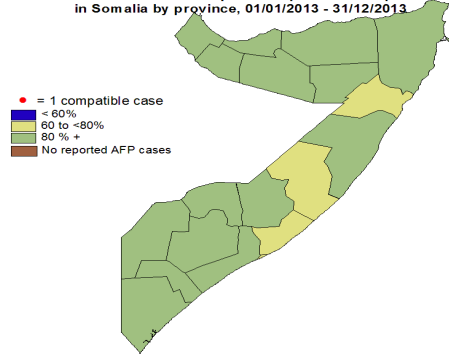
Week 03, ending 19 January 2014

Number 798

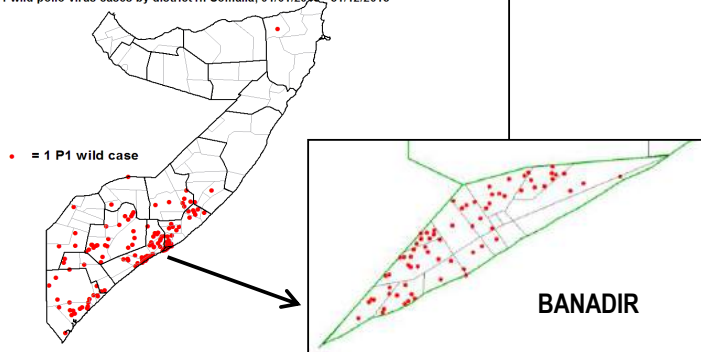
Non polio AFP rate in Somalia by province, 01/01/2013 - 31/12/2013



Percent of AFP cases with adequate samples and compatible cases in Somalia by province, 01/01/2013 - 31/12/2013

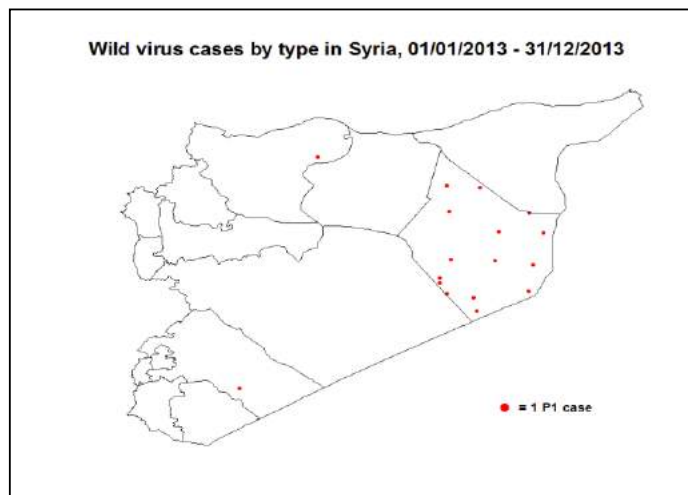
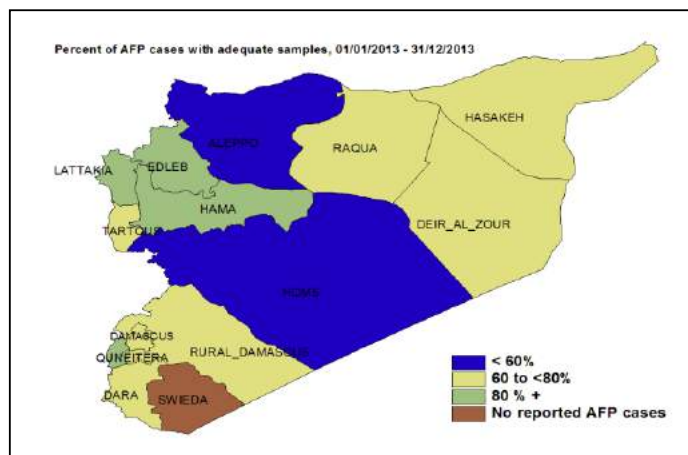
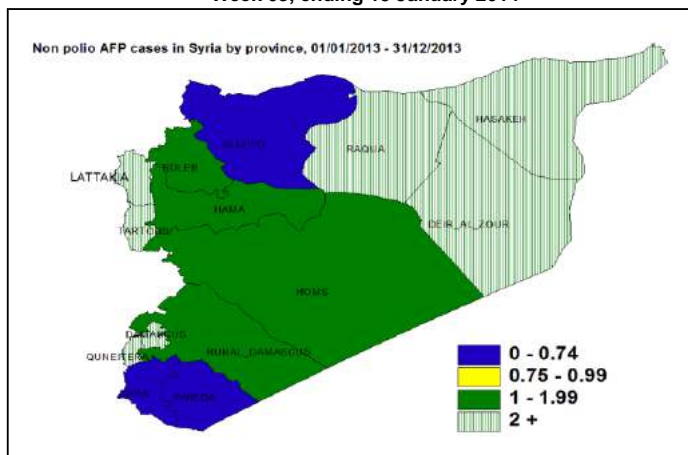


P1 wild polio virus cases by district in Somalia, 01/01/2013 - 31/12/2013



Wild Polio cases by district and date of onset of paralysis, Somalia 2013

PROVINCE	DISTRICT	Count	First case	Last case
BARI	BOSSASO	2	21/11/2013	20/12/2013
GEDO	BARDERA	3	28/08/2013	26/11/2013
	BELET HAWA	1	28/06/2013	28/06/2013
LOWER SHABELLE	KURTUNWAAREY	4	03/06/2013	09/10/2013
	MARKA	11	30/05/2013	30/09/2013
	WANLEWEYNE	5	08/06/2013	18/07/2013
	QORYOLEY	2	23/05/2013	08/07/2013
	AFGOI	10	12/05/2013	20/06/2013
	AWDHEEGLE	1	11/06/2013	11/06/2013
LOWER JUBA	BRAVA	1	17/05/2013	17/05/2013
	AFMADOW / HAGAR	4	14/07/2013	01/10/2013
	KISMAYO	12	17/05/2013	02/09/2013
	BADADE	1	04/08/2013	04/08/2013
HIRAN	JAMAAME EAST	2	26/05/2013	24/07/2013
	JAMAAME WEST	2	29/06/2013	05/07/2013
	JILIB WEST	1	28/06/2013	28/06/2013
	MAHAS	5	12/06/2013	29/09/2013
BAKOOL	BULO BURTI	2	19/07/2013	02/08/2013
	WAJID	1	24/09/2013	24/09/2013
BAY	EL BARDE	1	12/06/2013	12/06/2013
	BAIDOA	7	10/06/2013	19/09/2013
	DINSOR	12	06/06/2013	18/08/2013
MIDDLE JUBA	BURHAKABA	4	26/04/2013	08/08/2013
	BUAALE	1	25/08/2013	25/08/2013
MIDDLE SHABELLE	SALAGLE	2	07/07/2013	10/08/2013
	JILIB EAST	2	29/05/2013	02/08/2013
	JOWHAR	4	08/06/2013	14/08/2013
	BALAD	6	13/06/2013	07/08/2013
GALGADUD	RUNINGOD	1	23/07/2013	23/07/2013
	ADEN YABAL	5	24/05/2013	22/07/2013
	ADALE	1	09/07/2013	09/07/2013
	MAHADAY	1	14/06/2013	14/06/2013
	GALHARERI	1	30/07/2013	30/07/2013
	EL BUR	1	14/07/2013	14/07/2013
	BANADIR	DHARKENLEY	6	04/05/2013
HODAN		13	17/04/2013	14/07/2013
HELIWA		8	05/05/2013	14/07/2013
DAYNILE		7	09/05/2013	11/07/2013
YAQSHID		9	21/05/2013	11/07/2013
WARDIGLEY		7	13/05/2013	30/06/2013
WABERI		3	20/05/2013	25/06/2013
KARAN		3	26/05/2013	09/06/2013
HAMAR JABJAB		3	18/04/2013	08/06/2013
MEDINA		8	12/05/2013	04/06/2013
HAWALWADAG		1	29/05/2013	29/05/2013
HAMARWEYNE		1	21/05/2013	21/05/2013
ABDUL AZIZ		1	19/05/2013	19/05/2013
Grand Total		189	17/04/2013	20/12/2013



Wild cases are plotted within boundaries of province and not by district

Wild Polio cases by district and date of onset of paralysis, Syria 2013

PROVINCE	DISTRICT	Count	First case	Last case
DEIR_AL_ZOUR	MAYADEEN	15	10/09/2013	08/10/2013
RURAL_DAMASCUS	DOUMA	1	17/09/2013	17/09/2013
ALEPPO	FARDOUS	1	14/07/2013	14/07/2013
Grand Total		17	14/07/2013	08/10/2013

Advance notification from Syria of a new P1 wild case with EPID # SYRHASRAS20139 from Ras Al Ien District, Hasakeh Province, with date of onset 28/11/2013



**Circulating VDPV cases and date of onset of paralysis in EMR countries by districts
2013-2014**

Year	COUNTRY	PROVINCE	DISTRICT	cVDP2			cVDP3		
				Count	First Case	Last Case	Count	First Case	Last Case
2013	AFG	KANDAHAR	SHAHWALIKOT	1	13/03/2013	13/03/2013			
		HILMAND	NAD-E-ALI	2	22/01/2013	20/02/2013			
	AFG Total			3	22/01/2013	13/03/2013			
	PAK	BALOCHISTAN	JAFARABAD	1	11/01/2013	11/01/2013			
			MASTUNG	1	27/06/2013	27/06/2013			
		SINDH	KHIGADAP	4	21/02/2013	03/07/2013			
		FATA	MOHMAND	1	13/07/2013	13/07/2013			
	PAK Total			47	11/01/2013	18/12/2013			
	SOM	LOWER SHABELLE	AFGOI	1	09/01/2013	09/01/2013			
	SOM Total			1	09/01/2013	09/01/2013			
	YEM	SAADAH	SAHAR				1	12/07/2013	12/07/2013
	YEM Total						1	12/07/2013	12/07/2013
	2013 Total				51	09/01/2013	18/12/2013	1	12/07/2013

In 2013, 1 AFP case in Somalia was identified as VDPV by contact