



World Health Organization – Regional Office for Eastern Mediterranean

AFP SURVEILLANCE

27-Jan-14

Week 04, ending 26 January 2014

Number 799

Table 1: Acute Flaccid Paralysis (AFP) cases by week of onset

Country	Reported AFP cases by week of onset - Week (04/14)/ Ending on : (26/01/2014)														
	Total AFP 2012	Total AFP 2013	Total AFP to date, 2014	W 45 10 Nov 13	W 46 17 Nov 13	W 47 24 Nov 13	W 48 01 Dec 13	W 49 08 Dec 13	W 50 15 Dec 13	W 51 22 Dec 13	W 52 29 Dec 13	W 01 05 Jan 14	W 02 12 Jan 14	W 03 19 Jan 14	W 04 26 Jan 14
Afghanistan	1829	1893	107	29	36	34	36	33	27	38	25	33	34	40	3
Bahrain	19	12	2	0	0	1	1	0	0	1	1	1	0	1	0
Djibouti	6	7	0	0	0	0	0	0	0	0	0	0	0	0	
Egypt	1022	1007	64	20	28	29	19	26	24	12	18	18	29	15	5
Iran	689	708	16	13	18	12	14	32	14	13	14	11	4	1	0
Iraq	467	444	15	10	10	17	13	11	9	6	8	7	4	5	
Jordan ****	34	34	0	3	1	4	0	1	1	0	0	0			
Kuwait	36	39	1	3	2	1	1	0	0	0	1	1	0	1	0
Lebanon ****	24	33	0	3	1	0	1	1	0	1	0				
Libya	42	58	3	1	3	0	1	1	2	1	0	1	1	0	1
Morocco	81	106	1	3	2	3	1	2	5	2	0	1			
Oman	31	20	1	0	0	1	0	0	0	0	1	0	1	0	0
Pakistan	5036	4718	83	92	94	91	86	78	78	53	84	52	36	8	
Palestine ****	21	38	2	0	1	1	1	0	0	2	0	1	2	0	0
Qatar	13	8	0	0	0	0	0	0	0	0	0	0	0	0	
Saudi Arabia	227	220	6	5	4	4	6	4	7	1	3	5	2	1	0
Somalia	148	545	5	7	7	6	5	10	6	7	9	3	2	0	
Sudan	384	410	20	8	9	9	12	5	2	7	10	11	5	6	0
South Sudan	326	295	South Sudan has now moved to African Region starting October 2013												
Syria ****	109	162	5	10	14	0	8	4	7	2	5	4	1	1	
Tunisia	61	43	1	0	2	3	3	0	0	1	0	0	1	0	
U.A.E	40	31	0	1	0	1	0	0	0	0	0	0	0	0	0
Yemen	475	614	19	9	7	9	10	10	19	13	20	12	9	1	
Total EMR	11120	11445	351	217	239	226	218	218	201	160	199	161	131	80	9

No data = No report received

Table 2: Confirmed polio cases by month of onset

Country	Total year 2012	Total year 2013	26/01		Confirmed polio cases by month of onset												
			2013	2014	February 2013	March 2013	April 2013	May 2013	June 2013	July 2013	August 2013	September 2013	October 2013	November 2013	December 2013	January 2014	
Afghanistan	37	14	0	1	0	1	0	0	0	1	1	2	3	0	3	2	1
Bahrain	0	0	0	0	0	0	0	0	0	0	0	0	0	0	0	0	
Djibouti	0	0	0	0	0	0	0	0	0	0	0	0		0	0		
Egypt	0	0	0	0	0	0	0	0	0	0	0	0	0	0	0		
Iran	0	0	0	0	0	0	0	0	0	0	0	0	0	0	0		
Iraq	0	0	0	0	0	0	0	0	0	0	0	0	0	0	0		
Jordan ****	0	0	0	0	0	0	0	0	0	0	0	0	0				
Kuwait	0	0	0	0	0	0	0	0	0	0	0	0	0	0	0		
Lebanon ****	0	0	0	0	0	0	0	0	0	0	0	0	0				
Libya	0	0	0	0	0	0	0	0	0	0	0	0	0	0	0		
Morocco	0	0	0	0	0	0	0	0	0	0			0	0			
Oman	0	0	0	0	0	0	0	0	0	0	0	0	0	0	0		
Pakistan	58	92	2	5	3	1	2	9	4	4	8	19	14	10	16	5	
Palestine ****	0	0	0	0	0	0	0										
Qatar	0	0	0	0	0	0	0	0	0	0	0	0	0	0	0		
Saudi Arabia	0	0	0	0	0	0	0	0	0	0	0	0	0				
Somalia	0	190	0	0	0	0	4	41	69	45	19	7	2	2	1		
Sudan	0	0	0	0	0	0	0	0	0	0	0	0	0	0	0		
South Sudan	0	0	0	0	0	0	0	0	0	0	0	0					
Syria ****	0	23	0	0	0	0	0	0	0	1	0	5	10	6	1		
Tunisia	0	0	0	0	0	0	0	0	0	0	0	0		0	0		
U.A.E	0	0	0	0	0	0	0	0	0	0	0	0	0	0	0		
Yemen	0	0	0	0	0	0	0	0	0	0	0	0	0	0	0		
Total EMR	95	319	2	6	3	2	6	50	74	51	29	34	26	21	20	6	

**** UNRWA cases are included with those of country of residence



Table 3: Investigation of AFP cases with paralysis onset in 2013 & 2014 up to Week (04/14)/ Ending on : (26/01/2014)

COUNTRY	2013											2014											Latest line List Date		
	AFP									Specimen	Wild isolates ****		AFP									Specimen		Wild isolates ****	
	Total AFP cases onset 2013	Case classification					Non polio AFP rate **	AFP cases pending classification > 90 days from onset of paralysis	AFP cases pending classification and lab > 90 days from onset of paralysis		% with *** adequate specimens	Wild P1 Poliovirus	Wild P3 Poliovirus	Total AFP cases onset 2014	Case classification					Annualized Non polio AFP rate **	AFP cases pending classification > 90 days from onset of paralysis			AFP cases pending classification and lab > 90 days from onset of paralysis	% with *** adequate specimens
		Total Confirmed Polio Cases *	Polio Compatible	Pending Classification	Discarded (non polio AFP)	VDPV				Total Confirmed Polio Cases *					Polio Compatible	Pending Classification	Discarded (non polio AFP)	VDPV							
Afghanistan	1893	14	1	25	1849	4	9.9	0	0	93.2	14	0	107	1	0	98	8	0	7.9	0	0	97.2	1	0	26/01/2014
Bahrain	12	0	0	3	9	0	4.4	0	0	91.7	0	0	2	0	0	2	0	0	10.4	0	0	100.0	0	0	26/01/2014
Djibouti	7	0	0	6	1	0	2.4	5	1	85.7	0	0	0	0	0	0	0	0	0.0	0	0		0	0	19/01/2014
Egypt	1007	0	0	18	989	0	3.0	0	0	92.5	0	0	64	0	0	61	3	0	2.7	0	0	78.1	0	0	27/01/2014
Iran	708	0	0	54	653	1	4.0	0	0	95.8	0	0	16	0	0	16	0	0	1.3	0	0	100.0	0	0	26/01/2014
Iraq	444	0	0	27	417	0	3.1	15	5	84.2	0	0	15	0	0	11	4	0	1.5	0	0	100.0	0	0	25/01/2014
Jordan	34	0	0	12	22	0	1.4	1	0	88.2	0	0	0	0	0	0	0	0	0.0	0	0		0	0	09/01/2014
Kuwait	39	0	0	0	39	0	5.1	0	0	94.9	0	0	1	0	0	1	0	0	1.7	0	0	100.0	0	0	26/01/2014
Lebanon	33	0	0	25	8	0	3.3	17	0	45.5	0	0	0	0	0	0	0	0	0.0	0	0		0	0	04/01/2014
Libya	58	0	0	1	57	0	2.8	0	0	93.1	0	0	3	0	0	2	1	0	2.0	0	0	100.0	0	0	25/01/2014
Morocco	106	0	0	19	87	0	1.0	8	1	71.7	0	0	1	0	0	1	0	0	0.1	0	0	0.0	0	0	10/01/2014
Oman	20	0	0	0	20	0	2.5	0	0	95.0	0	0	1	0	0	1	0	0	1.8	0	0	100.0	0	0	26/01/2014
Pakistan	4718	92	3	250	4326	47	6.1	197	9	89.5	92	0	83	5	0	61	16	1	1.4	0	0	91.6	5	0	25/01/2014
Palestine	38	0	0	5	33	0	2.2	0	0	94.7	0	0	2	0	0	2	0	0	1.6	0	0	100.0	0	0	26/01/2014
Qatar	8	0	0	0	8	0	3.4	0	0	100.0	0	0	0	0	0	0	0	0	0.0	0	0		0	0	19/01/2014
Saudi Arabia	220	0	0	32	188	0	2.4	0	0	96.4	0	0	6	0	0	6	0	0	0.9	0	0	100.0	0	0	26/01/2014
Somalia	545	190	0	34	320	1	6.4	25	1	87.0	190	0	5	0	0	5	0	0	1.3	0	0	100.0	0	0	24/01/2014
Sudan	410	0	0	3	406	1	2.6	0	0	97.6	0	0	20	0	0	16	4	0	1.7	0	0	95.0	0	0	26/01/2014
South Sudan	295	0	0	14	281	0	3.5	14	8	93.2	0	0	South Sudan has now moved to African Region starting October 2013											14/01/2014	
Syria	162	23	4	22	113	0	1.6	7	0	72.2	23	0	5	0	0	4	1	0	0.9	0	0	100.0	0	0	23/01/2014
Tunisia	43	0	0	3	40	0	1.6	1	0	76.7	0	0	1	0	0	0	1	0	0.5	0	0	100.0	0	0	24/01/2014
U.A.E	31	0	0	0	31	0	3.1	0	0	100.0	0	0	0	0	0	0	0	0	0.0	0	0		0	0	26/01/2014
Yemen	614	0	0	72	541	1	5.1	2	0	91.2	0	0	19	0	0	19	0	0	2.2	0	0	94.7	0	0	19/01/2014
EMR	11445	319	8	625	10438	55	4.6	292	25	90.6	319	0	351	6	0	306	38	1	2.0	0	0	92.3	6	0	
2012 #	11120	95	15	0	10973	40	4.5	0	0	90.6	93	3													

* Confirmed polio cases refer to wild isolation from AFP cases or from contacts of negative index AFP cases

** Non-polio AFP per 100,000 children <15 years

*** Adequate here refers to two stool specimens collected at least 24 hours apart, within 14 days of paralysis onset

**** AFP cases co infected with P1 and P3 are counted separately as wild isolates

In 2012, 1 AFP case in Pakistan had co-infection P1 & P3 from 2 contacts P1 & P3



Table 4: Investigation of contacts of AFP cases with paralysis onset in 2014 up to Week (04/14)/ Ending on : (26/01/2014)

Country	No. of AFP cases	No. of eligible AFP cases for contact sampling*	% of eligible AFP cases with contact samplings	% of eligible AFP cases with 3+ contacts	Total number of Contacts* *	% of contacts under 5 years	% of contacts with specimens collected within 7 days of notification of index	% Contact specimens in lab within 3 days of collection	% Contact specimens positive for NPEV	% Contact specimens positive for Sabin like virus	No. of contacts positive for wild virus	% of wild polio virus isolation from contacts	No. of Contacts positive for VDPVs	No. of -ve index AFP cases identified positive by contact	No. of district infected from contacts
Afghanistan	107	3	0.0	0.0	18	100.0	100.0	0.0	16.7	0.0	0	0.0		0	0
Bahrain	2	0			0						0			0	0
Djibouti											0				0
Egypt	64	15	20.0	20.0	21	85.7	71.4				0			0	0
Iran	16	0			0						0			0	0
Iraq	15	0			0						0			0	0
Jordan											0				0
Kuwait	1	0			0						0			0	0
Lebanon											0				0
Libya	3	0			0						0			0	0
Morocco	1	1	0.0	0.0	0						0			0	0
Oman	1	0			0						0			0	0
Pakistan	83	7	14.3	14.3	9	88.9	33.3				0			0	0
Palestine	2	0			0						0			0	0
Qatar											0				0
Saudi Arabia	6	0			0						0			0	0
Somalia	5	0			0						0			0	0
Sudan	20	1	0.0	0.0	9	55.6	100.0	100.0	0.0	0.0	0	0.0		0	0
South Sudan	South Sudan has now moved to African Region starting October 2013														
Syria	5	0			10	10.0	100.0				0			0	0
Tunisia	1	0			0						0			0	0
U.A.E.											0				0
Yemen	19	1	100.0	100.0	49	42.9	100.0				0			0	0
Grand Total 2014	351	28	17.9	17.9	116	61.2	89.7	45.5	9.1	0.0	0	0.0		0	0
Grand Total 2013	11445	1093	77.5	72.6	7735	79.4	73.4	39.1	17.4	5.3	303	4.5	2	54	19

* Eligible refers to AFP cases with inadequate stool specimens

Number and distribution by district of -ve index AFP cases identified wild P1 by contact in EMR, 2014

** Total number of contacts from eligible AFP cases and from other AFP cases as per with country criteria for contact sampling

Last wild contacts in EMR, 01/01/2013- 26/01/2014

Year	Country	Data	Date of Most Recent stool collection
		Count of wild contacts	
2013	Afghanistan	1	01/01/2014
	Pakistan	7	21/12/2013
	Syria	2	15/11/2013
	Somalia	293	25/10/2013
2013 Total		303	01/01/2014

COUNTRY	PROVINCE	DISTRICT	Count	First case	Last case
PAK	FATA	WAZIR-N	1	04/01/2014	04/01/2014
PAK Total			1	04/01/2014	04/01/2014
Grand Total			1	04/01/2014	04/01/2014

Advanced notification of one wild contact from Pakistan (WAZIR-N) not yet reflected in 2014 contact line list



Table 5: Laboratory investigation of AFP cases with paralysis onset in 2014 up to Week (04/14) Ending on : (26/01/2014)

Country	Polio laboratories	AFP cases with specimens	Preliminary virus isolation results of AFP cases						Poliovirus intratypic differentiation results #										Indicators				Latest report Date			
			Referred for ITD		NPEV only	Negative	Pending		Type 1			Type 2			Type 3			Discordant pending sequence	NPEV by PCR	Non-EV	Pending ITD	% specimens positive for NPEV*		% AFP cases with culture results within 14 days	% AFP cases with ITD results within 7 days	% AFP cases with ITD results within 45 days of onset**
			L20B+	L20B+&NPEV			received <= 14 days	received > 14 days ago	Wild	Sabin	VDPV	Wild	Sabin	VDPV	Wild	Sabin	VDPV									
Afghanistan	RRL Pakistan	77	2		3	10	62			1					1							14%	100%	100%	100%	25/01/2014
Bahrain	PNL Oman																									27/01/2014
Djibouti	NPL Kenya																									19/01/2014
Egypt**	RRL Egypt	36					26	10																		27/01/2014
Iran	NPL Iran	35			1	12	22															8%	100%		100%	25/01/2014
Iraq	NPL Iraq, RRL Egypt	15				4	11															0%	100%			25/01/2014
Jordan	NPL Jordan, RRL Tunisia	2			1	1																33%	100%			26/01/2014
Kuwait	RRL Kuwait	1					1																			27/01/2014
Lebanon	RRL Egypt																									27/01/2014
Libya	RRL Tunisia																									06/12/2013
Morocco	NPL Morocco, RRL Tunisia	3					2	1																		24/01/2014
Oman	NPL Oman	1					1															0%	100%			27/01/2014
Pakistan	RRL Pakistan	145	8	1	1	31	105		5	1				1	1					2		13%	100%	100%	100%	25/01/2014
Palestine & UNRWA		2					1	1																		26/01/2014
Qatar	NPL Oman																									27/01/2014
Saudi Arabia	NPL Saudi Arabia, NPL Oman	6					2	3														0%	100%			27/01/2014
Somalia	NPL Kenya	5					1	4																		24/01/2014
Sudan	NPL Sudan, RRL Egypt	20	1		1	3	15															13%	100%			26/01/2014
South Sudan	NPL Kenya																									14/01/2014
Syria	NPL Syria, RRL Tunisia																							100%		27/11/2013
Tunisia	RRL Tunisia																									06/12/2013
U.A.E	NPL Oman																									27/01/2014
Yemen	RRL Egypt																									27/01/2014
Total EMR 2014		348	11	1	7	63	250	17	6	1				2	1				3		12%	100%	100%	100%		
Total EMR 2013		11275	789	53	1788	8460	20	166	265	269			131	52			254	1	7	14	11	1	15%	92%	98%	96%

* Specimens from all sources including non-AFP cases, excluding environmental samples

** This indicator reflects surveillance and laboratory activities

*** Environmental surveillance initiated in Egypt in September 2000.

Result	2010	2011	2012	2013	2014
Negative	416	448	401	417	1
Pending				52	24
Wild			2		
VDPVP2			7	3	
VDPVP1			1		
Total	416	448	411	472	25

**** Environmental surveillance initiated in Pakistan in August 2009.

Status	2009	2010	2011	2012	2013	2014
Negative	27	77	68	150	265	3
pending					1	16
Wild	18	79	136	89	65	
Grand Total	45	156	204	239	331	19

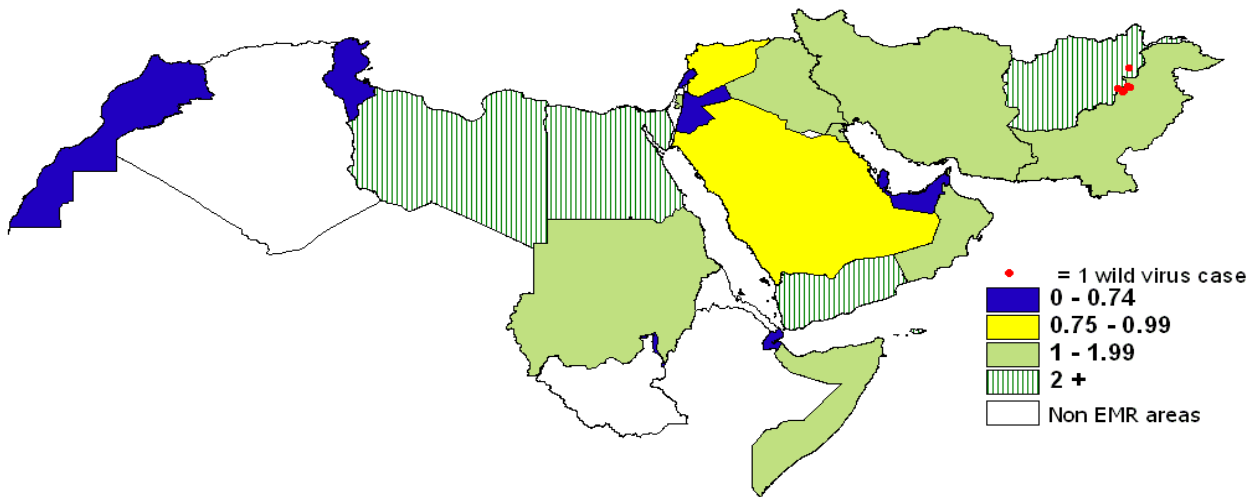
YEA	Province	Site	Count	First date	Last Date
2013	CAIRO	AL HAGGANA 2	1	08/01/2013	08/01/2013
	FAYOUM	FAYOUM CITY	1	14/04/2013	14/04/2013
	MINYA	AQURQAS	1	04/03/2013	04/03/2013
	VDPVP2 Total		3	08/01/2013	14/04/2013

***** 3 Environmental specimens taken in West Bank, Palestine were positive for wild polio virus P1. 2 of them were taken from site in West Bank that drains sewage from both Israel and Palestine
 Isolation of 1 wild polio virus P1 from environmental specimen collected 20 August 2013 from Gaza, Palestine

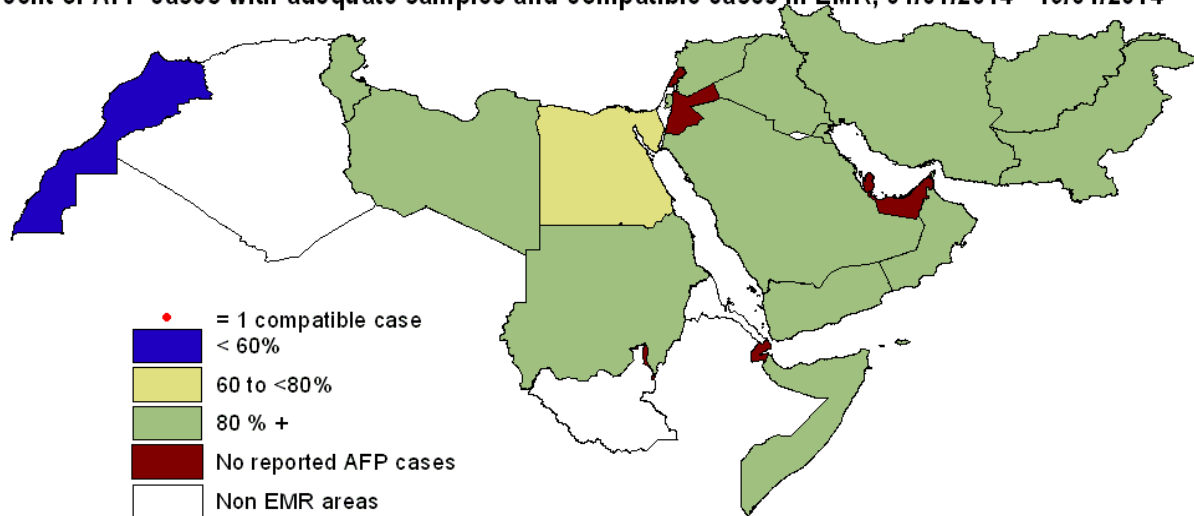
Year	SITEDIST	SITENAME	Count	Wild	First date	Last date
2013	KHI.BALDIA TOWN	SAJJAN GOTH	3		25/10/2013	23/12/2013
	KHI.GADAP TOWN	COMPOSITE SAMPLE	8		11/04/2013	11/12/2013
		SOHRAB GOTH	6		29/01/2013	20/12/2013
	KHI.GULSHAN-E-IQ	RASHID MINHAS RD LAY	5		22/07/2013	18/12/2013
	LAHORE	GULSHAN RAVI STATION	1		05/12/2013	05/12/2013
		MULTAN ROAD STATION	1		18/11/2013	18/11/2013
		OUTFALL STATION	2		12/12/2013	12/12/2013
	PESHAWAR	LARA MA	9		24/01/2013	27/12/2013
		SHAHEEN TOWN	12		11/01/2013	10/12/2013
	RAWALPINDI	SAFDAR ABAD	6		25/03/2013	24/12/2013
	QUETTA	SUR PUL	1		20/02/2013	20/02/2013
	MULTAN	ALI TOWN	1		18/09/2013	18/09/2013
		KOTLA ABDUL FATAH	1		28/08/2013	28/08/2013
		SURAJ MIANI	1		09/12/2013	09/12/2013
	HYDERABAD	TULSIDAS PUMPING STATION	7		10/01/2013	12/08/2013
	FAISALABAD	FAISALABAD COMPOSITE SITE	1		03/01/2013	03/01/2013
2013 Total			65		03/01/2013	27/12/2013



Non polio AFP rate and wild virus in EMR, 01/01/2014 - 19/01/2014



Percent of AFP cases with adequate samples and compatible cases in EMR, 01/01/2014 - 19/01/2014

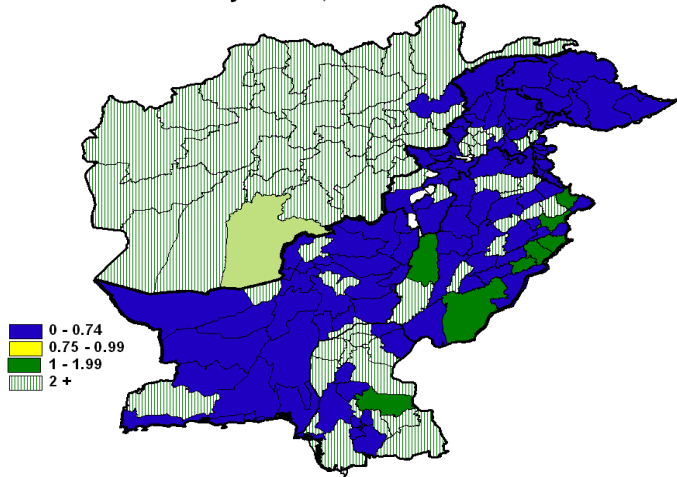


Wild polio cases by country and date of onset of paralysis in EMR, 2013-2014

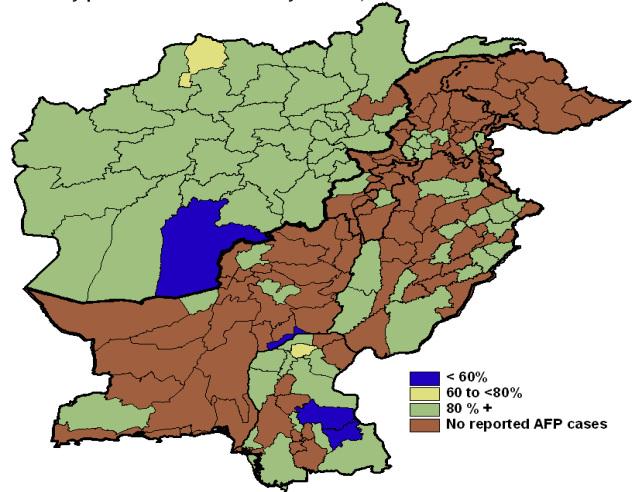
Year	COUNTRY	P1			Total Count	Total First Case	Total Last Case
		Count	First Case	Last Case			
2013	AFG	14	31/01/2013	20/12/2013	14	31/01/2013	20/12/2013
	PAK	92	14/01/2013	31/12/2013	92	14/01/2013	31/12/2013
	SOM	190	17/04/2013	20/12/2013	190	17/04/2013	20/12/2013
	SYR	23	14/07/2013	17/12/2013	23	14/07/2013	17/12/2013
2013 Total		319	14/01/2013	31/12/2013		14/01/2013	31/12/2013
2014	AFG	1	14/01/2014	14/01/2014	1	14/01/2014	14/01/2014
	PAK	5	03/01/2014	05/01/2014	5	03/01/2014	05/01/2014
2014 Total		6	03/01/2014	14/01/2014		03/01/2014	14/01/2014



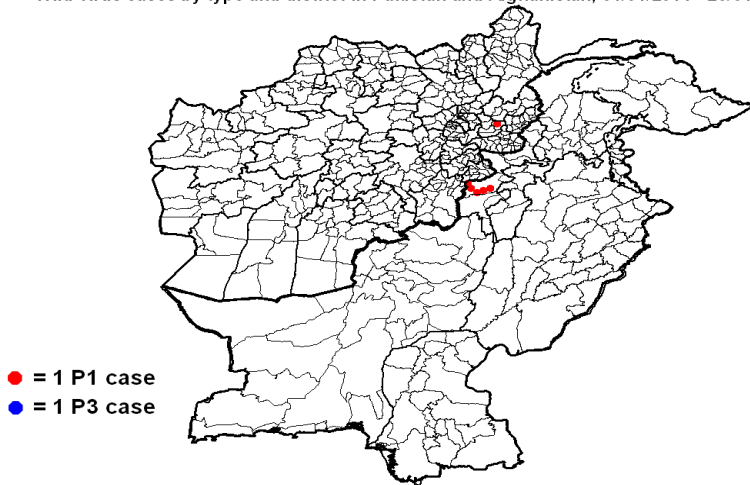
Non polio AFP rate in Afghanistan by province and Pakistan by district, 01/01/2014 - 26/01/2014



Percent of AFP cases with adequate samples in Afghanistan by province and Pakistan by district, 01/01/2014 - 26/01/2014



Wild virus cases by type and district in Pakistan and Afghanistan, 01/01/2014 - 26/01/2014



Wild polio cases by district and date of onset of paralysis in Pakistan, 2014

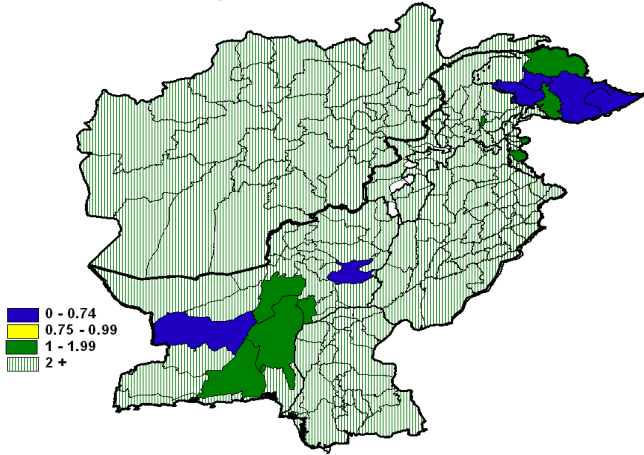
		P1		
PROVINCE	DISTRICT	Count	First case	Last case
FATA	WAZIR-N	5	03/01/2014	05/01/2014
Grand Total		5	03/01/2014	05/01/2014

Wild polio cases by district and date of onset of paralysis in Afghanistan, 2014

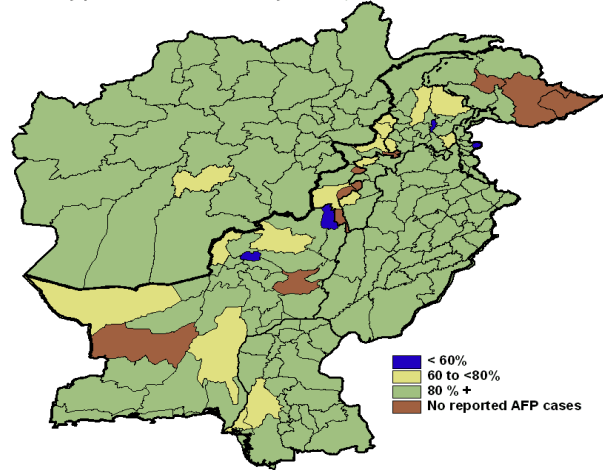
		P1		
PROVINCE	DISTRICT	Count	First case	Last case
LAGHMAN	ALINGAR	1	14/01/2014	14/01/2014
Grand Total		1	14/01/2014	14/01/2014



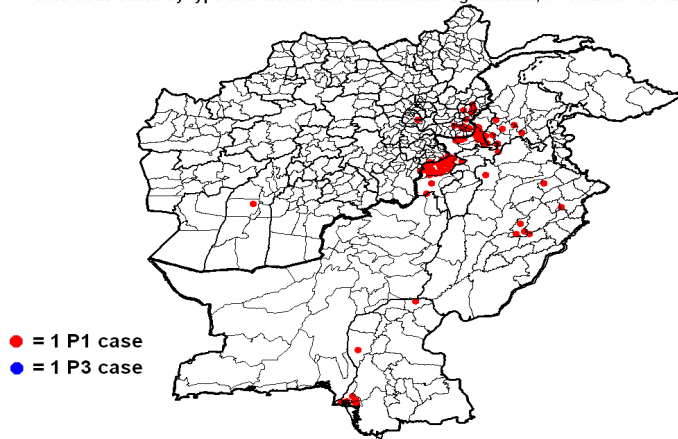
Non polio AFP rate in Afghanistan by province and Pakistan by district, 01/01/2013 - 31/12/2013



Percent of AFP cases with adequate samples in Afghanistan by province and Pakistan by district, 01/01/2013 - 31/12/2013



Wild virus cases by type and district in Pakistan and Afghanistan, 01/01/2013 - 31/12/2013



Wild polio cases by district and date of onset of paralysis in Pakistan, 2013

PROVINCE	DISTRICT	P1		
		Count	First case	Last case
KHYBER PAKHTOON	PESHAWAR	5	30/06/2013	31/12/2013
	SWABI	1	10/09/2013	10/09/2013
	KOHAT	1	19/08/2013	19/08/2013
	MARDAN	2	12/02/2013	22/04/2013
	MALAKAND	1	08/02/2013	08/02/2013
	BANNU	1	26/01/2013	26/01/2013
FATA	KHYBER	20	24/04/2013	28/12/2013
	WAZIR-N	35	24/05/2013	26/12/2013
	WAZIR-S	2	04/12/2013	16/12/2013
	FR BANNU	7	03/05/2013	04/11/2013
	FR DIKHAN	1	26/08/2013	26/08/2013
	PUNJAB	TTSINGH	3	09/10/2013
SINDH	SAHIWAL	1	21/10/2013	21/10/2013
	SHEIKUPURA	1	26/09/2013	26/09/2013
	MBDIN	1	26/05/2013	26/05/2013
	MIANWALI	1	07/02/2013	07/02/2013
	KHIGIQBAL	1	11/12/2013	11/12/2013
	KHIBALDIA	2	09/11/2013	10/12/2013
	KHIBINQASIM	2	14/01/2013	18/10/2013
	KASHMORE	1	03/10/2013	03/10/2013
KHIGADAP	2	09/07/2013	19/09/2013	
DADU	1	22/03/2013	22/03/2013	
Grand Total		92	14/01/2013	31/12/2013

Wild polio cases by district and date of onset of paralysis in Afghanistan, 2013

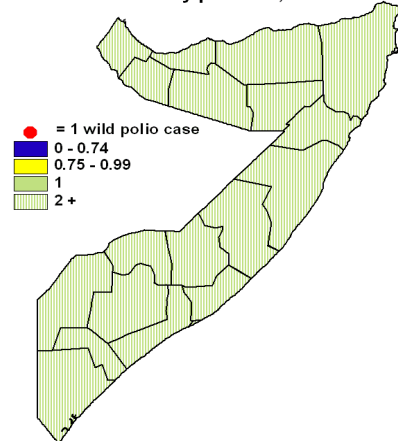
PROVINCE	DISTRICT	P1		
		Count	First case	Last case
KUNAR	WATAPUR	4	23/07/2013	20/12/2013
	CHAPADARA	1	27/09/2013	27/09/2013
	NARANG	1	19/09/2013	19/09/2013
	KHASKUNAR	1	28/03/2013	28/03/2013
HILMAND	NAD-E-ALI	1	11/12/2013	11/12/2013
KABUL	KABUL	1	24/11/2013	24/11/2013
NANGARHAR	BATIKOT	2	08/08/2013	12/11/2013
	BEHSUD	1	11/11/2013	11/11/2013
	SHINWAR	1	06/06/2013	06/06/2013
	LALPUR	1	31/01/2013	31/01/2013
Grand Total		14	31/01/2013	20/12/2013



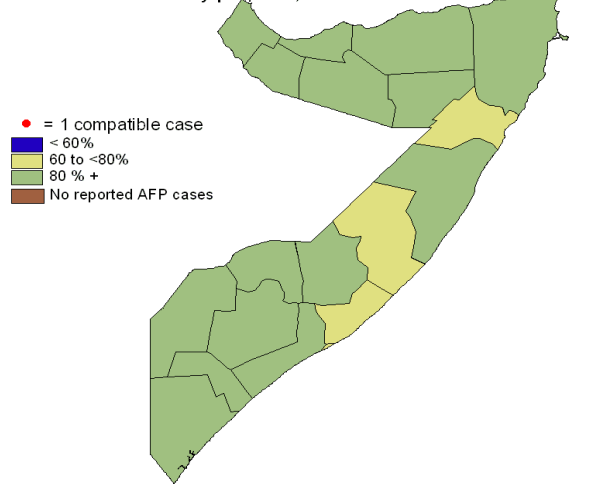
Wild polio cases by district and date of onset of paralysis in Somalia, 2013

PROVINCE	DISTRICT	P1		
		Count	First case	Last case
BARI	BOSSASO	2	21/11/2013	20/12/2013
GEDO	BARDERA	3	28/08/2013	26/11/2013
	BELET HAWA	1	28/06/2013	28/06/2013
LOWER SHABEL	KURTUNWAAREY	4	03/06/2013	09/10/2013
	MARKA	11	30/05/2013	30/09/2013
	WANLEWEYNE	6	08/06/2013	18/07/2013
	QORYOLEY	2	23/05/2013	08/07/2013
	AFGOI	10	12/05/2013	20/06/2013
	AWDHEEGLE	1	11/06/2013	11/06/2013
	BRAVA	1	17/05/2013	17/05/2013
LOWER JUBA	AFMADOW / HAGAR	4	14/07/2013	01/10/2013
	KISMAYO	12	17/05/2013	02/09/2013
	BADADE	1	04/08/2013	04/08/2013
	JAMAAME EAST	2	26/05/2013	24/07/2013
	JAMAAME WEST	2	29/06/2013	05/07/2013
HIRAN	MAHAS	5	12/06/2013	29/09/2013
	BULO BURTI	2	19/07/2013	02/08/2013
BAKOOL	WAJID	1	24/09/2013	24/09/2013
	EL BARDE	1	12/06/2013	12/06/2013
BAY	BAIDOA	7	10/06/2013	19/09/2013
	DINSOR	12	06/06/2013	18/08/2013
	BURHAKABA	4	26/04/2013	08/08/2013
MIDDLE JUBA	BUAALE	1	25/08/2013	25/08/2013
	SALAGLE	2	07/07/2013	10/08/2013
	JILIB EAST	2	29/05/2013	02/08/2013
MIDDLE SHABEL	JOWHAR	4	08/06/2013	14/08/2013
	BALAD	6	13/06/2013	07/08/2013
	RUNINGOD	1	23/07/2013	23/07/2013
	ADEN YABAL	5	24/05/2013	22/07/2013
	ADALE	1	09/07/2013	09/07/2013
	MAHADAY	1	14/06/2013	14/06/2013
GALGADUD	GALHARERI	1	30/07/2013	30/07/2013
	EL BUR	1	14/07/2013	14/07/2013
BANADIR	DHARKENLEY	6	04/05/2013	19/07/2013
	HODAN	13	17/04/2013	14/07/2013
	HELIWA	8	05/05/2013	14/07/2013
	DAYNILE	7	09/05/2013	11/07/2013
	YAQSHID	9	21/05/2013	11/07/2013
	WARDIGLEY	7	13/05/2013	30/06/2013
	WABERI	3	20/05/2013	25/06/2013
	KARAN	3	26/05/2013	09/06/2013
	HAMAR JABJAB	3	18/04/2013	08/06/2013
	MEDINA	8	12/05/2013	04/06/2013
	HAWALWADAG	1	29/05/2013	29/05/2013
	HAMARWEYNE	1	21/05/2013	21/05/2013
	ABDUL AZIZ	1	19/05/2013	19/05/2013
	Grand Total		190	17/04/2013

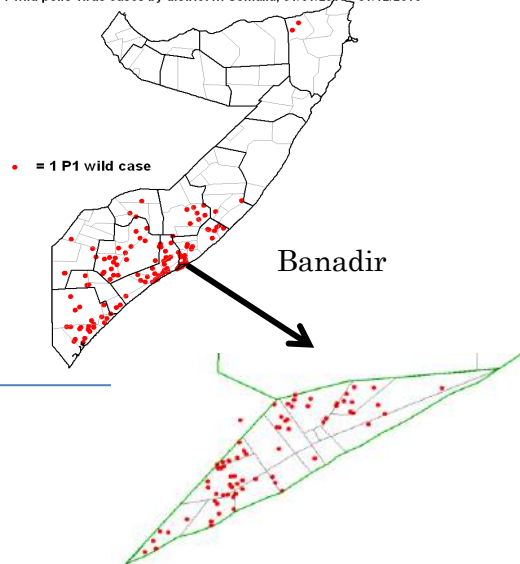
Non polio AFP rate in Somalia by province, 01/01/2013 - 31/12/2013



Percent of AFP cases with adequate samples and compatible cases in Somalia by province, 01/01/2013 - 31/12/2013



P1 wild polio virus cases by district in Somalia, 01/01/2013 - 31/12/2013





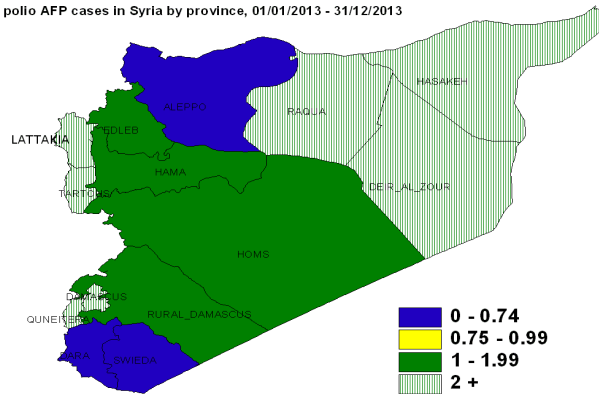
World Health Organization – Regional Office for Eastern Mediterranean
AFP SURVEILLANCE

27-Jan-14

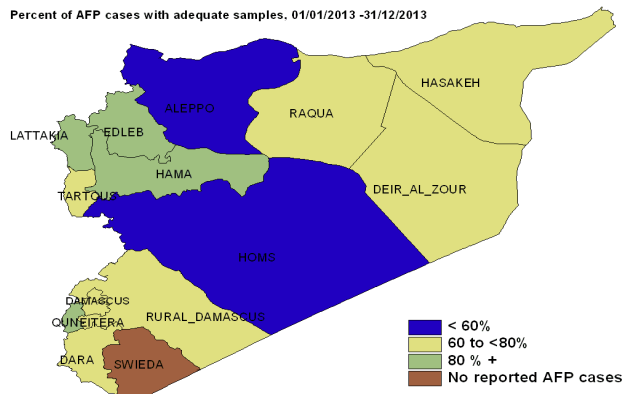
Week 04, ending 26 January 2014

Number 799

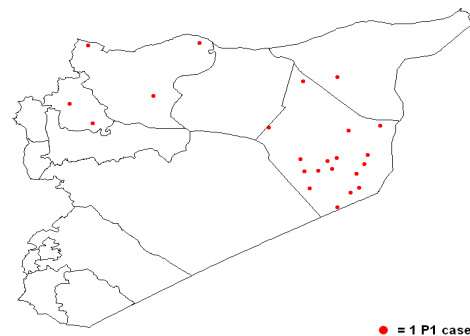
Non polio AFP cases in Syria by province, 01/01/2013 - 31/12/2013



Percent of AFP cases with adequate samples, 01/01/2013 - 31/12/2013



Wild virus cases by type in Syria, 01/01/2013 - 31/12/2013



Wild cases are within boundaries of province and not by district

Wild polio cases by district and date of onset of paralysis in Syria, 2013

PROVINCE	DISTRICT	P1		
		Count	First case	Last case
EDLEB	ADLEB	1	09/11/2013	09/11/2013
	MARA	1	17/12/2013	17/12/2013
HASAKEH	RAS,AL,IEN	1	28/11/2013	28/11/2013
DEIR_AL_ZOUR	DIER,ALZOUR	1	14/11/2013	14/11/2013
	MAYADEEN	16	10/09/2013	11/11/2013
ALEPPO	ALEPPOCITY	1	10/11/2013	10/11/2013
	FARDOUS	1	14/07/2013	14/07/2013
	ATAREB	1	08/11/2013	08/11/2013
Grand Total		23	14/07/2013	17/12/2013



**Circulating VDPV cases and date of onset of paralysis in EMR countries
by districts , 2013-2014**

Year	COUNTRY	PROVINCE	DISTRICT	cVDP2			cVDP3		
				Count	First Case	Last Case	Count	First Case	Last Case
2013	AFG	KANDAHAR	SHAHWALIKOT	1	13/03/2013	13/03/2013			
		HILMAND	NAD-E-ALI	2	22/01/2013	20/02/2013			
	AFG Total			3	22/01/2013	13/03/2013			
	PAK	FATA	WAZIR-N	40	10/04/2013	18/12/2013			
			MOHMAND	1	13/07/2013	13/07/2013			
		SINDH	KHIGADAP	4	21/02/2013	03/07/2013			
		BALOCHISTAN	MASTUNG	1	27/06/2013	27/06/2013			
			JAFARABAD	1	11/01/2013	11/01/2013			
	PAK Total			47	11/01/2013	18/12/2013			
	SOM	LOWER SHABELLE	AFGOI	1	09/01/2013	09/01/2013			
	SOM Total			1	09/01/2013	09/01/2013			
	YEM	SAADAH	SAHAR				1	12/07/2013	12/07/2013
YEM Total						1	12/07/2013	12/07/2013	
2013 Total			51	09/01/2013	18/12/2013	1	12/07/2013	12/07/2013	
2014	PAK	FATA	WAZIR-N	1	03/01/2014	03/01/2014			
	PAK Total			1	03/01/2014	03/01/2014			
2014 Total			1	03/01/2014	03/01/2014				

In 2013, 1 AFP case in Somalia was identified as VDPV by contact