



AFP SURVEILLANCE

10-Feb-14

Week 06, ending 09 February 2014

Number 801

Table 1: Acute Flaccid Paralysis (AFP) cases by week of onset

Country	Reported AFP cases by week of onset - Week (06/14) / Ending on : 09/02/14)														
	Total AFP 2012	Total AFP 2013	Total AFP to date, 2014	W 47 24 Nov 13	W 48 01 Dec 13	W 49 08 Dec 13	W 50 15 Dec 13	W 51 22 Dec 13	W 52 29 Dec 13	W 01 05 Jan 14	W 02 12 Jan 14	W 03 19 Jan 14	W 04 26 Jan 14	W 05 02 Feb 14	W 06 09 Feb 14
Afghanistan	1829	1896	188	35	36	33	28	38	25	33	36	55	43	21	3
Bahrain	19	12	2	1	1	0	0	1	1	1	0	1	0	0	0
Djibouti	6	7	0	0	0	0	0	0	0	0	0	0	0	0	0
Egypt	1022	1007	109	29	19	26	24	12	18	18	29	16	30	19	
Iran	689	708	61	12	14	32	14	13	14	17	14	15	7	8	
Iraq	467	444	34	17	13	11	9	6	8	6	6	14	6	3	
Jordan ****	34	35	4	4	0	1	1	0	1	2	0	1	1	0	
Kuwait	36	39	2	1	1	0	0	0	1	1	0	1	0	1	0
Lebanon ****	24	33	2	0	1	1	0	1	0	0	1	1	0		
Libya	42	58	4	0	1	1	2	1	0	1	1	0	2	0	
Morocco	81	106	1	3	1	2	5	2	0	1					
Oman	31	20	1	1	0	0	0	0	1	0	1	0	0	0	0
Pakistan	5036	4763	268	96	87	84	83	64	95	59	75	81	52	15	0
Palestine ****	21	38	2	1	1	0	0	2	0	1	2	0	0	0	
Qatar	13	8	0	0	0	0	0	0	0	0	0	0	0	0	0
Saudi Arabia	227	220	9	4	6	4	7	1	3	5	2	2	2	0	0
Somalia	148	545	22	6	5	10	6	7	9	4	2	6	9	1	
Sudan	384	410	28	9	12	5	2	7	10	11	6	10	3	0	
South Sudan	326	295	0	South Sudan has now moved to African Region starting October 2013											
Syria ****	109	162	8	0	8	4	7	2	5	4	3	2	0		
Tunisia	61	43	1	3	3	0	0	1	0	0	1	0	0	0	
U.A.E	40	31	1	1	0	0	0	0	0	0	0	0	1	0	0
Yemen	475	614	55	9	10	9	19	14	20	12	14	13	6	11	2
Total EMR	11120	11494	802	232	219	223	207	172	211	176	193	218	162	79	5

No data = No report received

Table 2: Confirmed polio cases by month of onset

Country	Total year 2012	Total year 2013	09/02		Confirmed polio cases by month of onset											
			2013	2014	March 2013	April 2013	May 2013	June 2013	July 2013	August 2013	September 2013	October 2013	November 2013	December 2013	January 2014	February 2014
Afghanistan	37	14	1	2	1	0	0	1	1	2	3	0	3	2	2	
Bahrain	0	0	0	0	0	0	0	0	0	0	0	0	0			
Djibouti	0	0	0	0	0	0	0	0	0	0			0	0	0	
Egypt	0	0	0	0	0	0	0	0	0	0	0	0	0			
Iran	0	0	0	0	0	0	0	0	0	0	0	0	0			
Iraq	0	0	0	0	0	0	0	0	0	0	0	0	0			
Jordan ****	0	0	0	0	0	0	0	0	0	0	0	0	0			
Kuwait	0	0	0	0	0	0	0	0	0	0	0	0	0			
Lebanon ****	0	0	0	0	0	0	0	0	0	0	0	0	0			
Libya	0	0	0	0	0	0	0	0	0	0	0	0	0			
Morocco	0	0	0	0	0	0	0	0	0			0	0			
Oman	0	0	0	0	0	0	0	0	0	0	0	0	0	0	0	
Pakistan	58	93	4	9	1	2	9	4	4	8	19	14	10	17	9	
Palestine ****	0	0	0	0	0	0										
Qatar	0	0	0	0	0	0	0	0	0	0	0	0	0	0	0	
Saudi Arabia	0	0	0	0	0	0	0	0	0	0	0	0				
Somalia	0	190	0	0	0	4	41	69	45	19	7	2	2	1		
Sudan	0	0	0	0	0	0	0	0	0	0	0	0	0	0		
South Sudan	0	0	0	0	0	0	0									
Syria ****	0	23	0	0	0	0	0	0	1	0	5	10	6	1		
Tunisia	0	0	0	0	0	0	0	0	0	0	0	0	0	0	0	
U.A.E	0	0	0	0	0	0	0	0	0	0	0	0	0	0		
Yemen	0	0	0	0	0	0	0	0	0	0	0	0	0	0		
Total EMR	95	320	5	11	2	6	50	74	51	29	34	26	21	21	11	0

**** UNRWA cases are included with those of country of residence



Table 3: Investigation of AFP cases with paralysis onset in 2013 & 2014 up to Week (06/14) / Ending on : (09/02/2014)

COUNTRY	2013											2014											Latest line List Date		
	AFP									Specimen	Wild cases ****		AFP									Specimen		Wild cases ****	
	Total AFP cases onset 2013	Case classification					Non polio AFP rate **	AFP cases pending classification > 90 days from onset of paralysis	AFP cases pending classification and lab > 90 days from onset of paralysis	% with *** adequate specimens	Wild P1 Poliovirus	Wild P3 Poliovirus	Total AFP cases onset 2014	Case classification					Annualized Non polio AFP rate **	AFP cases pending classification > 90 days from onset of paralysis	AFP cases pending classification and lab > 90 days from onset of paralysis	% with *** adequate specimens		Wild P1 Poliovirus	Wild P3 Poliovirus
		Total Confirmed Polio Cases *	Polio Compatible	Pending Classification	Discarded (non polio AFP)	VDPV								Total Confirmed Polio Cases *	Polio Compatible	Pending Classification	Discarded (non polio AFP)	VDPV							
Afghanistan	1896	14	2	22	1854	4	9.9	3	0	93.0	14	0	188	2	0	89	97	0	9.0	0	0	95.2	2	0	09/02/2014
Bahrain	12	0	0	2	10	0	4.4	0	0	91.7	0	0	2	0	0	2	0	0	6.7	0	0	100.0	0	0	09/02/2014
Djibouti	7	0	0	6	1	0	2.4	6	2	85.7	0	0	0	0	0	0	0	0	0.0	0	0		0	0	09/02/2014
Egypt	1007	0	0	12	995	0	3.0	0	0	92.5	0	0	109	0	0	99	10	0	3.0	0	0	80.7	0	0	06/02/2014
Iran	708	0	0	25	682	1	4.0	0	0	95.8	0	0	61	0	0	58	3	0	3.1	0	0	98.4	0	0	08/02/2014
Iraq	444	0	0	24	420	0	3.1	20	8	84.2	0	0	34	0	0	20	14	0	2.2	0	0	94.1	0	0	07/02/2014
Jordan	35	0	0	3	32	0	1.4	0	0	88.6	0	0	4	0	0	4	0	0	1.5	0	0	75.0	0	0	02/02/2014
Kuwait	39	0	0	0	39	0	5.1	0	0	94.9	0	0	2	0	0	1	1	0	2.2	0	0	100.0	0	0	09/02/2014
Lebanon	33	0	0	25	8	0	3.3	21	0	45.5	0	0	2	0	0	2	0	0	1.8	0	0	100.0	0	0	01/02/2014
Libya	58	0	0	0	58	0	2.8	0	0	93.1	0	0	4	0	0	3	1	0	1.8	0	0	100.0	0	0	08/02/2014
Morocco	106	0	0	19	87	0	1.0	9	1	71.7	0	0	1	0	0	1	0	0	0.1	0	0	0.0	0	0	10/01/2014
Oman	20	0	0	0	20	0	2.5	0	0	95.0	0	0	1	0	0	0	1	0	1.2	0	0	100.0	0	0	09/02/2014
Pakistan	4763	93	3	211	4408	48	6.1	170	9	89.2	93	0	268	9	0	102	155	2	3.1	0	0	94.0	9	0	09/02/2014
Palestine	38	0	0	5	33	0	2.2	0	0	94.7	0	0	2	0	0	2	0	0	1.1	0	0	100.0	0	0	02/02/2014
Qatar	8	0	0	0	8	0	3.4	0	0	100.0	0	0	0	0	0	0	0	0	0.0	0	0		0	0	09/02/2014
Saudi Arabia	220	0	0	23	197	0	2.4	0	0	96.4	0	0	9	0	0	9	0	0	0.9	0	0	100.0	0	0	09/02/2014
Somalia	545	190	14	7	333	1	6.4	0	0	87.0	190	0	22	0	0	22	0	0	3.6	0	0	95.5	0	0	07/02/2014
Sudan	410	0	0	3	406	1	2.6	0	0	97.6	0	0	28	0	0	21	7	0	1.6	0	0	100.0	0	0	02/02/2014
South Sudan	295	0	0	14	281	0	3.5	14	8	93.2	0	0	South Sudan has now moved to African Region starting October 2013											14/01/2014	
Syria	162	23	4	18	117	0	1.6	9	0	72.2	23	0	8	0	0	7	1	0	0.9	0	0	100.0	0	0	29/01/2014
Tunisia	43	0	0	1	42	0	1.6	1	0	76.7	0	0	1	0	0	0	1	0	0.4	0	0	100.0	0	0	07/02/2014
U.A.E	31	0	0	0	31	0	3.1	0	0	100.0	0	0	1	0	0	1	0	0	0.9	0	0	100.0	0	0	09/02/2014
Yemen	614	0	0	13	600	1	5.1	0	0	91.5	0	0	55	0	0	55	0	0	4.1	0	0	94.5	0	0	09/02/2014
EMR	11494	320	23	433	10662	56	4.6	253	28	90.4	320	0	802	11	0	498	291	2	3.0	0	0	93.1	11	0	
2012	11120	95	15	0	10973	40	4.5	0	0	90.6	93 #	3 #													

* Confirmed polio cases refer to wild isolation from AFP cases or from contacts of negative index AFP cases

** Non-polio AFP per 100,000 children <15 years

*** Adequate here refers to two stool specimens collected at least 24 hours apart, within 14 days of paralysis onset

**** AFP cases co infected with P1 and P3 are counted separately as wild isolates

In 2012, 1 AFP case in Pakistan had co infection P1 & P3 from 2 contacts P1 & P3



World Health Organization – Regional Office for Eastern Mediterranean

AFP SURVEILLANCE

Week 06, ending 09 February 2014

10-Feb-14

Number 801

Table 4: Investigation of contacts of AFP cases with paralysis onset in 2014 up to Week (06/14) / Ending on : (09/02/2014)

Country	No. of AFP cases	No. of eligible AFP cases for contact sampling*	% of eligible AFP cases with contact samplings	% of eligible AFP cases with 3+ contacts	Total number of Contacts**	% of contacts under 5 years	% of contacts with specimens collected within 7 days of notification of index	% Contact specimens in lab within 3 days of collection	% Contact specimens positive for NPEV	% Contact specimens positive for Sabin like virus	No. of contacts positive for wild virus	% of wild polio virus isolation from contacts	No. of Contacts positive for VDPVs	No. of -ve index AFP cases identified positive by contact	No. of district identified infected from contacts
Afghanistan	188	9	44.4	44.4	41	100.0	100.0	16.1	25.8	6.5	0	0.0		0	0
Bahrain	2	0			0						0			0	0
Djibouti											0				0
Egypt	109	22	36.4	36.4	42	85.7	57.1				0			0	0
Iran	61	1	100.0	100.0	9	77.8	100.0	88.9	11.1	33.3	0	0.0		0	0
Iraq	34	2	0.0	0.0	0						0			0	0
Jordan	4	1	0.0	0.0	0						0			0	0
Kuwait	2	0			3	33.3	100.0	100.0	0.0	0.0	0	0.0		0	0
Lebanon	2	0			0						0			0	0
Libya	4	0			0						0			0	0
Morocco	1	1	0.0	0.0	0						0			0	0
Oman	1	0			0						0			0	0
Pakistan	268	16	25.0	18.8	13	92.3	84.6	100.0	25.0	25.0	0	0.0		0	0
Palestine	2	0			0						0			0	0
Qatar											0				0
Saudi Arabia	9	0			0						0			0	0
Somalia	22	1	0.0	0.0	0						0			0	0
Sudan	28	0			12	66.7	100.0	100.0	0.0	0.0	0	0.0		0	0
South Sudan	South Sudan has now moved to African Region starting October 2013														
Syria	8	0			10	10.0	100.0				0			0	0
Tunisia	1	0			0						0			0	0
U.A.E.	1	0			0						0			0	0
Yemen	55	3	33.3	33.3	157	50.3	90.4				0			0	0
Grand Total 2014	802	56	32.1	30.4	287	64.5	87.8	46.0	20.0	12.0	0	0.0		0	0
Grand Total 2013	11494	1113	77.4	72.3	7795	79.4	73.3	38.5	17.2	5.7	303	4.3	2	53	19

* Eligible refers to AFP cases with inadequate stool specimens

** Total number of contacts from eligible AFP cases and from other AFP cases as per with country criteria for contact sampling

Last wild contacts in EMRO, 01/01/2013- 09/02/2014

Year	Country	Data	Date of Most Recent stool collection
		Count of wild contacts	
2013	Afghanistan	1	01/01/2014
	Pakistan	7	21/12/2013
	Syria	2	15/11/2013
	Somalia	293	25/10/2013
2013 Total		303	01/01/2014

Number and distribution by district of -ve index AFP cases identified as wild positive by contact in EMR, 2014

None



Table 5: Laboratory investigation of AFP cases with paralysis onset in 2014 up to Week (06/14) / Ending on : (09/02/2014)

Country	Polio laboratories Sequencing performed by CDC and RIVM laboratories	AFP cases with specimens	Preliminary virus isolation results of AFP cases						Poliovirus intratypic differentiation results #										Indicators				Latest report Date										
			Referred for ITD		NPEV only	Negative	Pending		Type 1			Type 2			Type 3			Discordant pending sequence	NPEV by PCR	Non-EV	Pending ITD	% specimens positive for NPEV*		% AFP cases with culture results within 14 days	% AFP cases with ITD results within 7 days	% AFP cases with ITD results within 45 days of onset**							
			L20B+L20B+NPEV	L20B+NPEV			received < / = 14 days	received > 14 days ago	Wild	Sabin	VDPV	Wild	Sabin	VDPV	Wild	Sabin	VDPV																
Afghanistan	RRL Pakistan	163	2	1	23	79	58		2													20%	100%	100%	100%	08/02/2014							
Bahrain	PNL Oman	2					2																			02/02/2014							
Djibouti	NPL Kenya																									09/02/2014							
Egypt**	RRL Egypt	100	7	1	2	41	43	6		4			2			2						5%	100%	83%	100%	09/02/2014							
Iran	NPL Iran	62			2	41	19															4%	100%		100%	08/02/2014							
Iraq	RRL Egypt	34			1	13	17	3														13%	100%			08/02/2014							
Jordan	RRL Tunisia	5			1	3	1															27%	100%			09/02/2014							
Kuwait	RRL Kuwait	2				1	1															25%	100%		100%	06/02/2014							
Lebanon	RRL Egypt	2				1	1															0%	100%		100%	09/02/2014							
Libya	RRL Tunisia																									06/12/2013							
Morocco	RRL Tunisia	5	1			3	1									1						0%	100%	100%	100%	07/02/2014							
Oman	NPL Oman	1				1																0%			100%	02/02/2014							
Pakistan	RRL Pakistan	346	20	3	46	120	156	1	9	6			1	2		5			2			23%	100%	100%	100%	08/02/2014							
Palestine & UNRWA		2				2																0%				02/02/2014							
Qatar	NPL Oman																									02/02/2014							
Saudi Arabia	NPL Oman	10				2	4	4														0%	100%			06/02/2014							
Somalia	NPL Kenya	22					13	9																		07/02/2014							
Sudan	RRL Egypt	33	1		3	19	10															13%	100%			09/02/2014							
South Sudan	NPL Kenya								South Sudan has moved to AFRO Region starting October 2013																								14/01/2014
Syria	RRL Egypt	10	2			3	5		2							2			1			0%	100%	100%	100%	05/02/2014							
Tunisia	RRL Tunisia																										06/12/2013						
U.A.E	NPL Oman																									02/02/2014							
Yemen	RRL Egypt	40	2		4	21	13															11%	100%		100%	09/02/2014							
Total EMR 2014		839	35	5	82	350	344	23	13	10			4	2		10			3			15%	100%	97%	100%								
Total EMR 2013		11330	818	55	1803	8579	5	69	271	279			139	53		285	1		4	15	12	2	15%	98%	98%								

* Specimens from all sources including non-AFP cases, excluding environmental samples

** This indicator reflects surveillance and laboratory activities

*** Environmental surveillance initiated in Egypt in September 2000 showed the following:

Result	2010	2011	2012	2013	2014
Negative	416	448	401	417	2
Pending				52	36
Wild			2		
VDPVP2			7	3	
VDPVP1			1		
Total	416	448	411	472	38

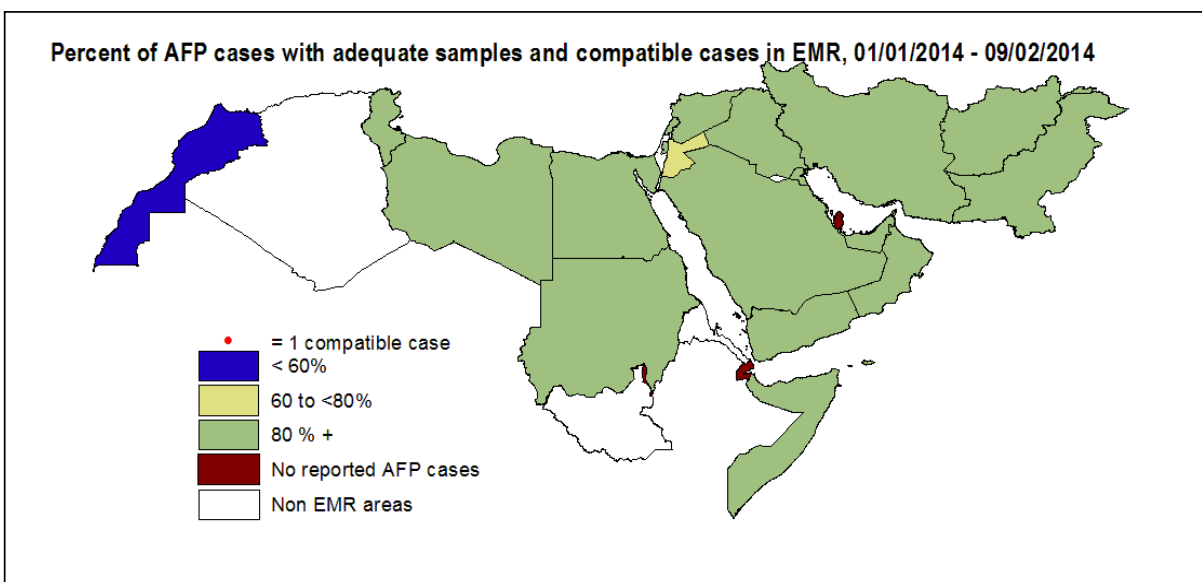
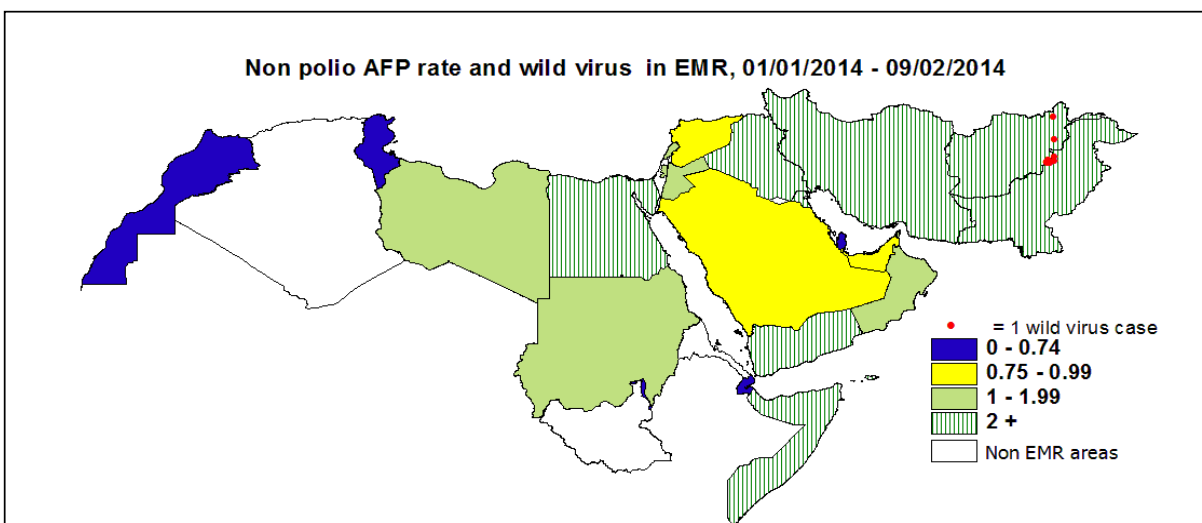
YEAR	Province	Site	Count	First date	Last Date
2013	VDPVP2	CAIRO	1	08/01/2013	08/01/2013
		FAYOUM	1	14/04/2013	14/04/2013
		MINYA	1	04/03/2013	04/03/2013
		VDPVP2 Total	3	08/01/2013	14/04/2013

****Environmental surveillance initiated in Pakistan in August 2009 showed the following:

Status	2009	2010	2011	2012	2013	2014
Negative	27	77	68	150	265	11
pending						17
Wild	18	79	136	89	66	4
Grand Total	45	156	204	239	331	32

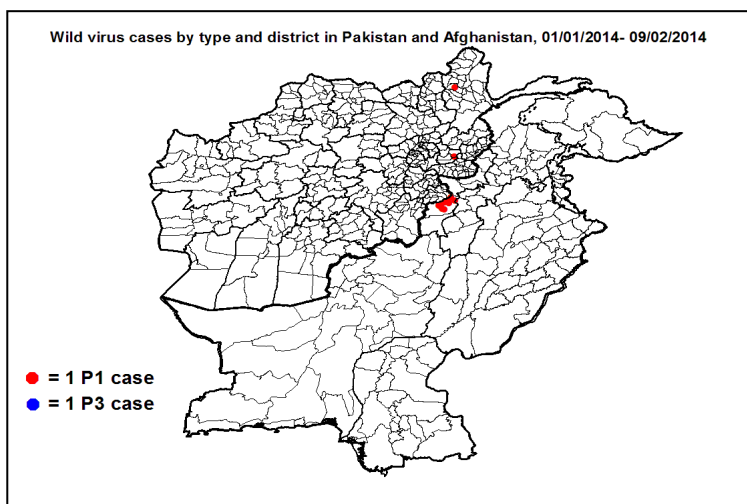
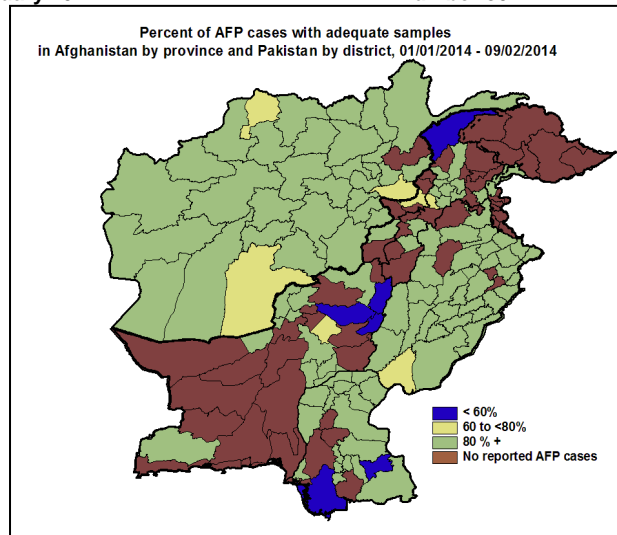
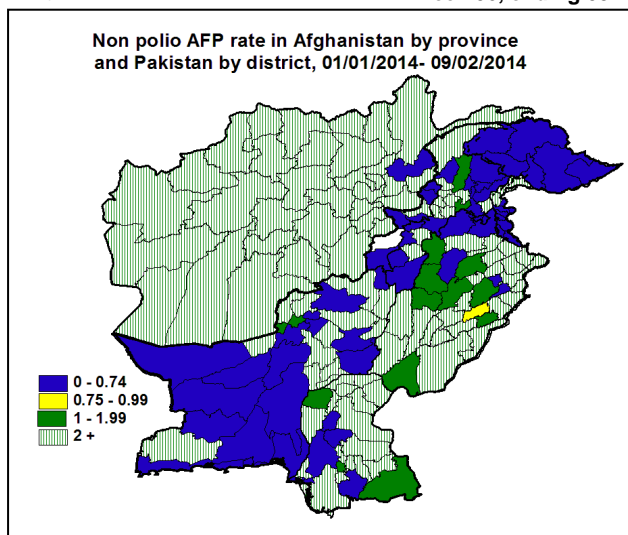
Year	SITEDIST	SITENAME	Count	Wild	First date	Last date
2014	KHILGADAP TOWN	BALDIA COMPOSITE	1	08/01/2014	08/01/2014	
		COMPOSITE SAMPLE	1	10/01/2014	10/01/2014	
		RASHID MINHAS RD LAY	1	17/01/2014	17/01/2014	
		SHAHEEN TOWN	1	10/01/2014	10/01/2014	
2014 Total			4	08/01/2014	17/01/2014	

***** 3 Environmental specimens taken in West Bank, Palestine were positive for wild polio virus P1. 2 of them were taken from site in West Bank that drains sewage from both Israel and Palestine
Isolation of 1 wild polio virus P1 from environmental specimen collected 20 August 2013 from Gaza, Palestine



Wild polio cases by country and date of onset of paralysis in EMR, 2013-2014

Year	COUNTRY	P1			Total Count	First Case	Last Case
		Count	First Case	Last Case			
2013	AFG	14	31/01/2013	20/12/2013	14	31/01/2013	20/12/2013
	PAK	93	14/01/2013	31/12/2013	93	14/01/2013	31/12/2013
	SOM	190	17/04/2013	20/12/2013	190	17/04/2013	20/12/2013
	SYR	23	14/07/2013	17/12/2013	23	14/07/2013	17/12/2013
2013 Total		320	14/01/2013	31/12/2013	320	14/01/2013	31/12/2013
2014	AFG	2	14/01/2014	15/01/2014	2	14/01/2014	15/01/2014
	PAK	9	03/01/2014	25/01/2014	9	03/01/2014	25/01/2014
2014 Total		11	03/01/2014	25/01/2014	11	03/01/2014	25/01/2014

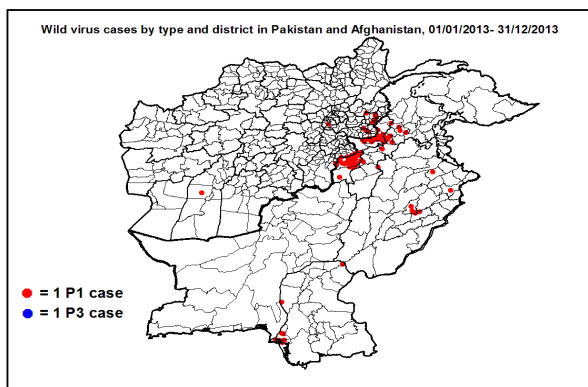
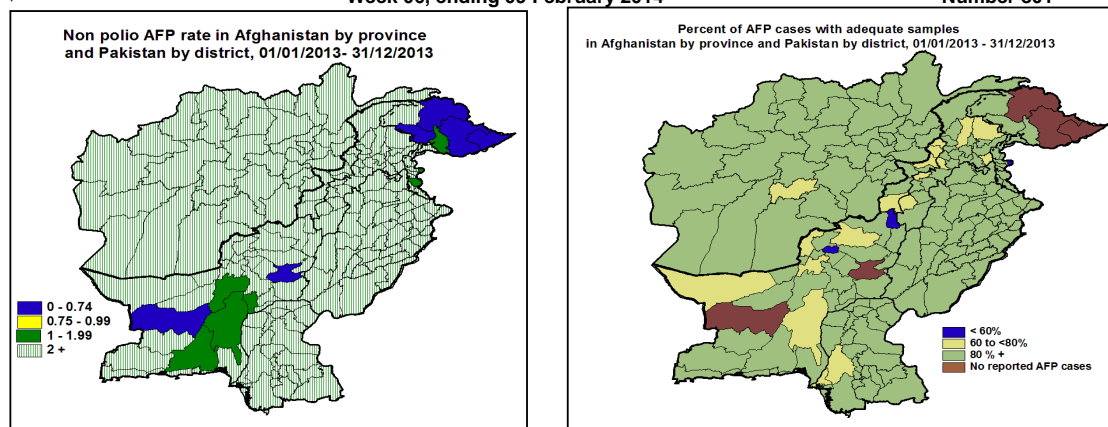


Wild Polio cases by district and date of onset of paralysis, Afghanistan 2014

PROVINCE	DISTRICT	P1		
		Count	First case	Last case
BADAKHSHAN	ARGO	1	15/01/2014	15/01/2014
LAGHMAN	ALINGAR	1	14/01/2014	14/01/2014
Grand Total		2	14/01/2014	15/01/2014

Wild Polio cases by district and date of onset of paralysis, Pakistan 2014

PROVINCE	DISTRICT	P1		
		Count	First case	Last case
FATA	WAZIR-N	9	03/01/2014	25/01/2014
Grand Total		9	03/01/2014	25/01/2014

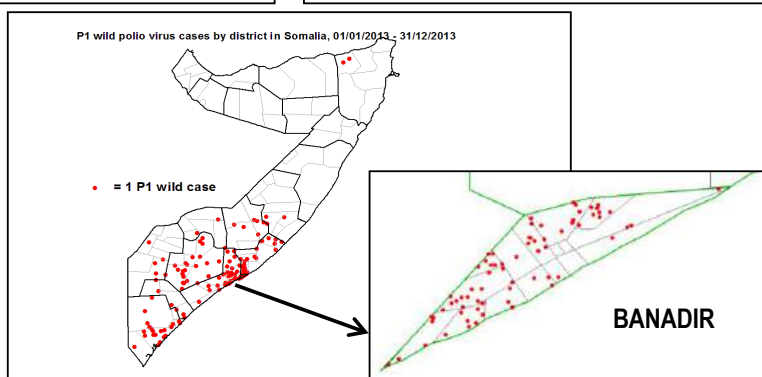
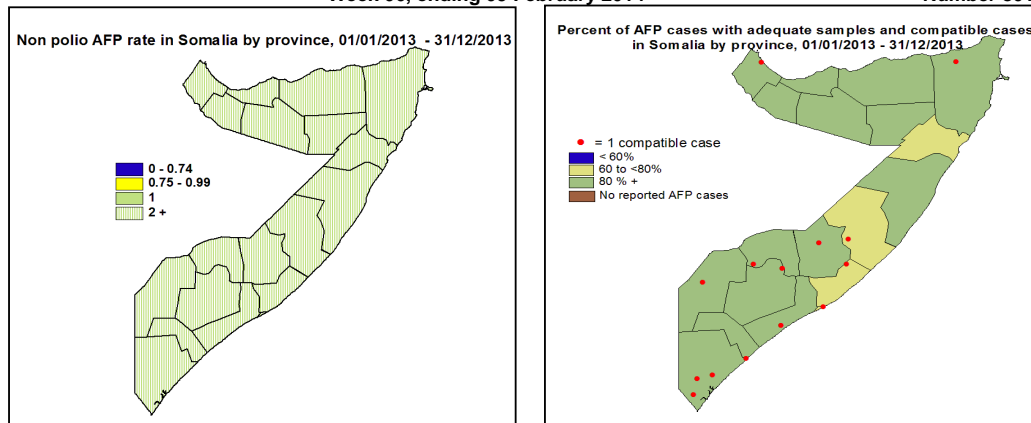


Wild Polio cases by district and date of onset of paralysis, Afghanistan 2013

PROVINCE	DISTRICT	P1		
		Count	First case	Last case
KUNAR	WATAPUR	4	23/07/2013	20/12/2013
	CHAPADARA	1	27/09/2013	27/09/2013
	NARANG	1	19/09/2013	19/09/2013
	KHASKUNAR	1	28/03/2013	28/03/2013
HILMAND	NAD-E-ALI	1	11/12/2013	11/12/2013
KABUL	KABUL	1	24/11/2013	24/11/2013
NANGARHAR	BATIKOT	2	08/08/2013	12/11/2013
	BEHSUD	1	11/11/2013	11/11/2013
	SHINWAR	1	06/06/2013	06/06/2013
	LALPUR	1	31/01/2013	31/01/2013
Grand Total		14	31/01/2013	20/12/2013


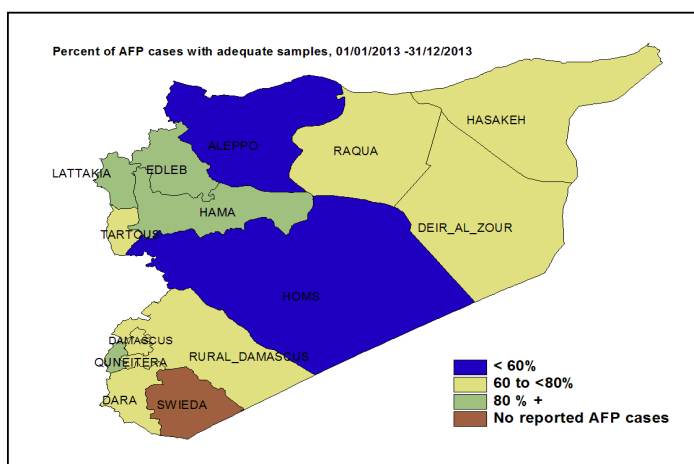
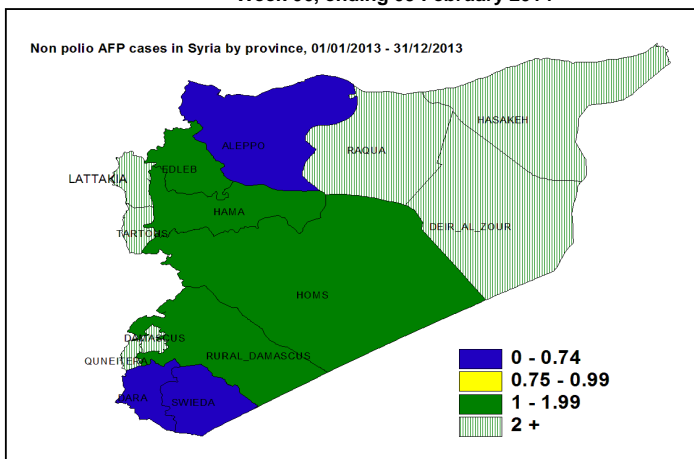
Wild Polio cases by district and date of onset of paralysis, Pakistan 2013

PROVINCE	DISTRICT	P1		
		Count	First case	Last case
KHYBER PAKHTOON	PESHAWAR	5	30/06/2013	31/12/2013
	SWABI	1	10/09/2013	10/09/2013
	KOHAT	1	19/08/2013	19/08/2013
	MARDAN	2	12/02/2013	22/04/2013
	MALAKAND	1	08/02/2013	08/02/2013
	BANNU	1	26/01/2013	26/01/2013
SINDH	KHILANDHI	1	31/12/2013	31/12/2013
	KHIGIQBAL	1	11/12/2013	11/12/2013
	KHIBALDIA	2	09/11/2013	10/12/2013
	KHIBINQASIM	2	14/01/2013	18/10/2013
	KASHMORE	1	03/10/2013	03/10/2013
	KHIGADAP	2	09/07/2013	19/09/2013
	DADU	1	22/03/2013	22/03/2013
FATA	KHYBER	20	24/04/2013	28/12/2013
	WAZIR-N	35	24/05/2013	26/12/2013
	WAZIR-S	2	04/12/2013	16/12/2013
	FR BANNU	7	03/05/2013	04/11/2013
	FR DIKHAN	1	26/08/2013	26/08/2013
PUNJAB	TTSINGH	3	09/10/2013	12/12/2013
	SAHIWAL	1	21/10/2013	21/10/2013
	SHEIKUPURA	1	26/09/2013	26/09/2013
	MBDIN	1	26/05/2013	26/05/2013
	MIANWALI	1	07/02/2013	07/02/2013
Grand Total		93	14/01/2013	31/12/2013



Wild Polio cases by district and date of onset of paralysis, Somalia 2013

PROVINCE	DISTRICT	P1		
		Count	First case	Last case
BARI	BOSSASO	2	21/11/2013	20/12/2013
GEDO	BARDERA	3	28/08/2013	26/11/2013
	BELET HAWA	1	28/06/2013	28/06/2013
LOWER SHABELLE	KURTUNWAAREY	4	03/06/2013	09/10/2013
	MARKA	11	30/05/2013	30/09/2013
	WANLEWEYNE	6	08/06/2013	18/07/2013
	QORYOLEY	2	23/05/2013	08/07/2013
	AFGOI	10	12/05/2013	20/06/2013
	AWDHEEGLE	1	11/06/2013	11/06/2013
	BRAVA	1	17/05/2013	17/05/2013
LOWER JUBA	AFMADOW / HAGAR	4	14/07/2013	01/10/2013
	KISMAYO	12	17/05/2013	02/09/2013
	BADADE	1	04/08/2013	04/08/2013
	JAMAAME EAST	2	26/05/2013	24/07/2013
	JAMAAME WEST	2	29/06/2013	05/07/2013
HIRAN	JILIB WEST	1	28/06/2013	28/06/2013
	MAHAS	5	12/06/2013	29/09/2013
BAKOOL	BULO BURTI	2	19/07/2013	02/08/2013
	WAJID	1	24/09/2013	24/09/2013
BAY	EL BARDE	1	12/06/2013	12/06/2013
	BAIDOA	7	10/06/2013	19/09/2013
	DINSOR	12	06/06/2013	18/08/2013
MIDDLE JUBA	BURHAKABA	4	26/04/2013	08/08/2013
	BUAALE	1	25/08/2013	25/08/2013
	SALAGLE	2	07/07/2013	10/08/2013
MIDDLE SHABELLE	JILIB EAST	2	29/05/2013	02/08/2013
	JOWHAR	4	08/06/2013	14/08/2013
	BALAD	6	13/06/2013	07/08/2013
GALGADUD	RUNINGOD	1	23/07/2013	23/07/2013
	ADEN YABAL	5	24/05/2013	22/07/2013
	ADALE	1	09/07/2013	09/07/2013
	MAHADAY	1	14/06/2013	14/06/2013
	GALHARERI	1	30/07/2013	30/07/2013
BANADIR	EL BUR	1	14/07/2013	14/07/2013
	DHARKENLEY	6	04/05/2013	19/07/2013
	HODAN	13	17/04/2013	14/07/2013
	HELIWA	8	05/05/2013	14/07/2013
	DAYNILE	7	09/05/2013	11/07/2013
	YAQSHID	9	21/05/2013	11/07/2013
	WARDIGLEY	7	13/05/2013	30/06/2013
	WABERI	3	20/05/2013	25/06/2013
	KARAN	3	26/05/2013	09/06/2013
	HAMAR JABJAB	3	18/04/2013	08/06/2013
	MEDINA	8	12/05/2013	04/06/2013
	HAWALWADAG	1	29/05/2013	29/05/2013
	HAMARWEYNE	1	21/05/2013	21/05/2013
	ABDULAZIZ	1	19/05/2013	19/05/2013
	Grand Total		190	17/04/2013



Wild cases are plotted within boundaries of province and not by district

Wild Polio cases by district and date of onset of paralysis, Syria 2013 - 2014

PROVINCE	DISTRICT	P1		
		Count	First case	Last case
EDLEB	MARA	1	17/12/2013	17/12/2013
	ADLEB	1	09/11/2013	09/11/2013
HASAKEH	RAS,AL,IEN	1	28/11/2013	28/11/2013
DEIR_AL_ZOUR	DIER,ALZOUR	1	14/11/2013	14/11/2013
	MAYADEEN	16	10/09/2013	11/11/2013
ALEPPO	ALEPPCITY	1	10/11/2013	10/11/2013
	ATAREB	1	08/11/2013	08/11/2013
	FARDOUS	1	14/07/2013	14/07/2013
Grand Total		23	14/07/2013	17/12/2013



**Circulating VDPV cases and date of onset of paralysis in EMR countries by districts
2013-2014**

Year	COUNTRY	PROVINCE	DISTRICT	cVDP2			cVDP3		
				Count	First Case	Last Case	Count	First Case	Last Case
2013	AFG	KANDAHAR	SHAHWALIKOT	1	13/03/2013	13/03/2013			
		HILMAND	NAD-E-ALI	2	22/01/2013	20/02/2013			
	AFG Total			3	22/01/2013	13/03/2013			
	PAK	FATA	WAZIR-N	41	10/04/2013	30/12/2013			
			MOHMAND	1	13/07/2013	13/07/2013			
		SINDH	KHIGADAP	4	21/02/2013	03/07/2013			
		BALOCHISTAN	MASTUNG	1	27/06/2013	27/06/2013			
	JAFARABAD		1	11/01/2013	11/01/2013				
	PAK Total			48	11/01/2013	30/12/2013			
	SOM	LOWER SHABELLE	AFGOI	1	09/01/2013	09/01/2013			
SOM Total			1	09/01/2013	09/01/2013				
YEM	SAADAH	SAHAR				1	12/07/2013	12/07/2013	
YEM Total						1	12/07/2013	12/07/2013	
2013 Total				52	09/01/2013	30/12/2013	1	12/07/2013	12/07/2013
2014	PAK	FATA	WAZIR-N	2	03/01/2014	08/01/2014			
	PAK Total			2	03/01/2014	08/01/2014			
2014 Total				2	03/01/2014	08/01/2014			

In 2013, 1 AFP case in Somalia was identified as VDPV by contact