



AFP SURVEILLANCE

10-Mar-14

Week 10, ending 09 March 2014

Number 805

Table 1: Acute Flaccid Paralysis (AFP) cases by week of onset

Country	Reported AFP cases by week of onset - Week (10/14) / Ending on : 09/03/14														
	Total AFP 2012	Total AFP 2013	Total AFP to date, 2014	W 51 22 Dec 13	W 52 29 Dec 13	W 01 05 Jan 14	W 02 12 Jan 14	W 03 19 Jan 14	W 04 26 Jan 14	W 05 02 Feb 14	W 06 09 Feb 14	W 07 16 Feb 14	W 08 23 Feb 14	W 09 02 Mar 14	W 10 09 Mar 14
Afghanistan	1829	1897	386	38	25	33	36	58	46	33	47	54	40	39	3
Bahrain	19	12	3	1	1	1	0	1	0	0	0	1	0	0	0
Djibouti	6	7	0	0	0	0	0	0	0	0	0				
Egypt	1022	1007	188	12	18	18	29	17	30	20	18	17	28	13	1
Iran	689	708	114	13	14	17	14	15	9	15	14	9	15	6	
Iraq	467	444	63	6	8	7	6	14	8	7	7	10	5	0	
Jordan ****	34	35	5	0	1	2	0	1	2	0	0				
Kuwait	36	39	4	0	1	1	0	1	0	1	1	1	0	0	0
Lebanon ****	24	33	4	1	0	0	1	2	0	0	1	0	0	0	
Libya	42	58	10	1	0	1	1	0	3	0	2	0	2	1	
Morocco	81	106	15	2	1	2	5	1	0	3	2	2	0	0	
Oman	31	20	4	0	1	0	1	0	0	0	1	2	0	0	0
Pakistan	5036	4777	626	67	99	63	82	93	92	74	80	86	57	13	0
Palestine ****	21	38	8	2	0	1	2	0	1	0	0	2	3	0	0
Qatar	13	8	0	0	0	0	0	0	0	0	0	0	0	0	0
Saudi Arabia	227	220	21	1	3	5	2	2	3	4	3	4	0	0	0
Somalia	148	546	61	7	10	4	2	7	13	8	4	10	9	4	
Sudan	384	410	49	7	10	11	6	10	4	6	5	3	2	4	0
South Sudan	326	295	0	South Sudan has now moved to African Region starting October 2013											
Syria ****	109	166	38	2	5	4	3	4	3	4	7	9	5	0	0
Tunisia	61	43	4	1	0	0	1	0	1	0	2	0	0		
U.A.E	40	31	3	0	0	0	0	0	1	0	0	0	0	1	1
Yemen	475	614	110	14	20	12	14	13	6	15	10	15	12	16	0
<b>Total EMR</b>	<b>11120</b>	<b>11514</b>	<b>1716</b>	<b>175</b>	<b>217</b>	<b>182</b>	<b>205</b>	<b>239</b>	<b>222</b>	<b>190</b>	<b>204</b>	<b>225</b>	<b>178</b>	<b>97</b>	<b>5</b>

No data = No report received

Table 2: Confirmed polio cases by month of onset

Country	Total year 2012	Total year 2013	09/03		Confirmed polio cases by month of onset											
			2013	2014	April 2013	May 2013	June 2013	July 2013	August 2013	September 2013	October 2013	November 2013	December 2013	January 2014	February 2014	March 2014
Afghanistan	37	14	1	3	0	0	1	1	2	3	0	3	2	3		
Bahrain	0	0	0	0	0	0	0	0	0	0	0	0				
Djibouti	0	0	0	0	0	0	0	0	0			0	0	0		
Egypt	0	0	0	0	0	0	0	0	0	0	0	0	0			
Iran	0	0	0	0	0	0	0	0	0	0	0	0	0			
Iraq	0	0	0	0	0	0	0	0	0	0	0	0	0			
Jordan ****	0	0	0	0	0	0	0	0	0	0	0	0	0			
Kuwait	0	0	0	0	0	0	0	0	0	0	0	0	0	0	0	
Lebanon ****	0	0	0	0	0	0	0	0	0	0	0	0	0	0		
Libya	0	0	0	0	0	0	0	0	0	0	0	0	0	0		
Morocco	0	0	0	0	0	0	0	0	0	0	0	0	0			
Oman	0	0	0	0	0	0	0	0	0	0	0	0	0	0	0	
Pakistan	58	93	5	27	2	9	4	4	8	19	14	10	17	17	10	
Palestine ****	0	0	0	0	0	0	0	0	0	0	0	0	0	0		
Qatar	0	0	0	0	0	0	0	0	0	0	0	0	0	0	0	
Saudi Arabia	0	0	0	0	0	0	0	0	0	0	0	0	0			
Somalia	0	194	0	0	4	41	72	45	20	7	2	2	1			
Sudan	0	0	0	0	0	0	0	0	0	0	0	0	0	0		
South Sudan	0	0	0	0	0	0										
Syria ****	0	25	0	0	0	0	1	0	5	11	6	2				
Tunisia	0	0	0	0	0	0	0	0	0	0	0	0				
U.A.E	0	0	0	0	0	0	0	0	0	0	0	0	0	0		
Yemen	0	0	0	0	0	0	0	0	0	0	0	0	0			
<b>Total EMR</b>	<b>95</b>	<b>326</b>	<b>6</b>	<b>30</b>	<b>6</b>	<b>50</b>	<b>77</b>	<b>51</b>	<b>30</b>	<b>34</b>	<b>27</b>	<b>21</b>	<b>22</b>	<b>20</b>	<b>10</b>	<b>0</b>

\*\*\*\* UNRWA cases are included with those of country of residence



## World Health Organization – Regional Office for Eastern Mediterranean

## AFP SURVEILLANCE

10-Feb-14

Week 10, ending 09 March 2014

Number 805

Table 3: Investigation of AFP cases with paralysis onset in 2013 &amp; 2014 up to Week (10/14) / Ending on : (09/03/2014)

COUNTRY	2013											2014											Latest line List Date		
	AFP									Specimen	Wild cases ****		AFP									Specimen		Wild cases ****	
	Total AFP cases onset 2013	Case classification					Non polio AFP rate **	AFP cases pending classification > 90 days from onset of paralysis	AFP cases pending classification and lab > 90 days from onset of paralysis	% with *** adequate specimens	Wild P1 Poliovirus	Wild P3 Poliovirus	Total AFP cases onset 2014	Case classification					Annualized Non polio AFP rate **	AFP cases pending classification > 90 days from onset of paralysis	AFP cases pending classification and lab > 90 days from onset of paralysis	% with *** adequate specimens		Wild P1 Poliovirus	Wild P3 Poliovirus
		Total Confirmed Polio Cases *	Polio Compatible	Pending Classification	Discarded (non polio AFP)	VDPV								Total Confirmed Polio Cases *	Polio Compatible	Pending Classification	Discarded (non polio AFP)	VDPV							
Afghanistan	1897	14	4	0	1875	4	9.9	0	0	93.0	14	0	386	3	0	155	228	0	10.9	0	0	94.8	3	0	09/03/2014
Bahrain	12	0	0	0	12	0	4.4	0	0	91.7	0	0	3	0	0	2	1	0	5.9	0	0	100.0	0	0	09/03/2014
Djibouti	7	0	0	6	1	0	2.4	6	2	85.7	0	0	0	0	0	0	0	0	0.0	0	0		0	0	09/02/2014
Egypt	1007	0	0	0	1007	0	3.0	0	0	92.5	0	0	188	0	0	79	109	0	3.0	0	0	85.1	0	0	06/03/2014
Iran	708	0	0	0	707	1	4.0	0	0	95.8	0	0	114	0	0	104	10	0	3.4	0	0	99.1	0	0	08/03/2014
Iraq	444	0	0	0	444	0	3.1	0	0	84.2	0	0	63	0	0	26	37	0	2.3	0	0	96.8	0	0	08/03/2014
Jordan	35	0	0	1	34	0	1.4	0	0	91.4	0	0	5	0	0	5	0	0	1.1	0	0	100.0	0	0	13/02/2014
Kuwait	39	0	0	0	39	0	5.1	0	0	94.9	0	0	4	0	0	0	4	0	2.6	0	0	100.0	0	0	09/03/2014
Lebanon	33	0	0	2	31	0	3.3	2	0	45.5	0	0	4	0	0	4	0	0	2.2	0	0	100.0	0	0	08/03/2014
Libya	58	0	0	0	58	0	2.8	0	0	93.1	0	0	10	0	0	3	7	0	2.6	0	0	100.0	0	0	08/03/2014
Morocco	106	0	0	11	95	0	1.0	11	0	72.6	0	0	15	0	0	11	4	0	0.8	0	0	66.7	0	0	07/03/2014
Oman	20	0	0	0	20	0	2.5	0	0	95.0	0	0	4	0	0	0	4	0	2.7	0	0	100.0	0	0	09/03/2014
Pakistan	4777	93	3	190	4443	48	6.1	174	8	89.1	93	0	626	27	0	144	449	6	4.2	0	0	94.7	27	0	09/03/2014
Palestine	38	0	0	1	37	0	2.2	1	0	94.7	0	0	8	0	0	8	0	0	2.5	0	0	100.0	0	0	09/03/2014
Qatar	8	0	0	0	8	0	3.4	0	0	100.0	0	0	0	0	0	0	0	0	0.0	0	0		0	0	09/03/2014
Saudi Arabia	220	0	0	0	220	0	2.4	0	0	96.4	0	0	21	0	0	21	0	0	1.3	0	0	100.0	0	0	09/03/2014
Somalia	546	194	13	3	335	1	6.4	0	0	86.8	194	0	61	0	0	31	30	0	5.9	0	0	93.4	0	0	07/03/2014
Sudan	410	0	0	0	409	1	2.6	0	0	97.6	0	0	49	0	0	8	41	0	1.6	0	0	100.0	0	0	09/03/2014
South Sudan	295	0	0	14	281	0	3.5	14	8	93.2	0	0	South Sudan has now moved to African Region starting October 2013												14/01/2014
Syria	166	25	11	0	130	0	1.7	0	0	69.9	25	0	38	0	0	26	12	0	2.5	0	0	89.5	0	0	09/03/2014
Tunisia	43	0	0	0	43	0	1.6	0	0	74.4	0	0	4	0	0	3	1	0	0.8	0	0	100.0	0	0	28/02/2014
U.A.E	31	0	0	0	31	0	3.1	0	0	100.0	0	0	3	0	0	2	1	0	1.6	0	0	66.7	0	0	09/03/2014
Yemen	614	0	0	1	612	1	5.1	0	0	91.4	0	0	110	0	0	55	55	0	4.9	0	0	95.5	0	0	09/03/2014
EMR	11514	326	31	229	10872	56	4.6	208	18	90.3	326	0	1716	30	0	687	993	6	3.7	0	0	94.0	30	0	
2012	11120	95	15	0	10973	40	4.5	0	0	90.6	93 #	3 #													

\* Confirmed polio cases refer to wild isolation from AFP cases or from contacts of negative index AFP cases

\*\* Non-polio AFP per 100,000 children &lt;15 years

\*\*\* Adequate here refers to two stool specimens collected at least 24 hours apart, within 14 days of paralysis onset

\*\*\*\* AFP cases co infected with P1 and P3 are counted separately as wild isolates

# In 2012, 1 AFP case in Pakistan had co infection P1 &amp; P3 from 2 contacts P1 &amp; P3



**Table 4: Investigation of contacts of AFP cases with paralysis onset in 2014 up to Week (10/14) / Ending on : (09/03/2014)**

Country	No. of AFP cases	No. of eligible AFP cases for contact sampling*	% of eligible AFP cases with contact samplings	% of eligible AFP cases with 3+ contacts	Total number of Contacts**	% of contacts under 5 years	% of contacts with specimens collected within 7 days of notification of index	% Contact specimens in lab within 3 days of collection	% Contact specimens positive for NPEV	% Contact specimens positive for Sabin like virus	No. of contacts positive for wild virus	% of wild polio virus isolation from contacts	No. of Contacts positive for VDPVs	No. of -ve index AFP cases identified positive by contact	No. of district identified infected from contacts
Afghanistan	386	20	90.0	90.0	142	100.0	63.4	20.8	19.8	7.3	0	0.0		0	0
Bahrain	3	0			0						0			0	0
Djibouti											0				
Egypt	188	30	50.0	50.0	72	87.5	58.3	94.1	13.7	0.0	0	0.0		0	0
Iran	114	1	100.0	100.0	9	77.8	100.0	88.9	11.1	33.3	0	0.0		0	0
Iraq	63	2	0.0	0.0	3	66.7	0.0				0			0	0
Jordan	5	0			0						0			0	0
Kuwait	4	0			3	33.3	100.0	100.0	33.3	0.0	0	0.0		0	0
Lebanon	4	0			0						0			0	0
Libya	10	0			0						0			0	0
Morocco	15	5	0.0	0.0	0						0			0	0
Oman	4	0			0						0			0	0
Pakistan	626	33	69.7	66.7	109	84.4	43.1	61.2	13.4	11.9	0	0.0		0	0
Palestine	8	0			0						0			0	0
Qatar											0				
Saudi Arabia	21	0			0						0			0	0
Somalia	61	4	0.0	0.0	0						0			0	0
Sudan	49	0			24	70.8	100.0	33.3	8.3	4.2	0	0.0		0	0
<b>South Sudan</b>	<b>South Sudan has now moved to African Region starting October 2013</b>														
Syria	38	4	25.0	0.0	51	33.3	84.3	62.5	0.0	0.0	0	0.0		0	0
Tunisia	4	0			1	0.0	100.0	100.0	0.0	0.0	0	0.0		0	0
U.A.E.	3	1	0.0	0.0	0						0			0	0
Yemen	110	5	80.0	80.0	316	53.8	89.9	5.6	8.0	4.3	0	0.0		0	0
<b>Grand Total 2014</b>	<b>1716</b>	<b>105</b>	<b>59.0</b>	<b>57.1</b>	<b>730</b>	<b>70.0</b>	<b>74.4</b>	<b>35.5</b>	<b>11.7</b>	<b>5.8</b>	<b>0</b>	<b>0.0</b>		<b>0</b>	<b>0</b>
<b>Grand Total 2013</b>	<b>11514</b>	<b>1129</b>	<b>77.5</b>	<b>72.5</b>	<b>7820</b>	<b>79.4</b>	<b>73.5</b>	<b>38.2</b>	<b>17.1</b>	<b>5.9</b>	<b>313</b>	<b>4.4</b>	<b>2</b>	<b>55</b>	<b>19</b>

\* Eligible refers to AFP cases with inadequate stool specimens

\*\* Total number of contacts from eligible AFP cases and from other AFP cases as per with country criteria for contact sampling

**Last wild contacts in EMRO, 01/01/2013- 09/03/2014**

Year	Country	Count of wild contacts	Date of Most Recent stool collection
2013	Afghanistan	1	01/01/2014
	Pakistan	7	21/12/2013
	Somalia	303	30/11/2013
	Syria	2	15/11/2013
<b>2013 Total</b>		<b>313</b>	<b>01/01/2014</b>

Number and distribution by district of -ve index AFP cases identified as wild positive by contact in EMR, 2014

**None**



Table 5: Laboratory investigation of AFP cases with paralysis onset in 2014 up to Week (10/14) / Ending on : (09/03/2014)

Country	Polio laboratories  Sequencing performed by CDC and RIVM laboratories	AFP cases with specimens	Preliminary virus isolation results of AFP cases						Poliovirus intratypic differentiation results #										Indicators				Latest report Date								
			Referred for ITD		NPEV only	Negative	Pending		Type 1			Type 2			Type 3			Discordant pending sequence	NPEV by PCR	Non-EV	Pending ITD	% specimens positive for NPEV*		% AFP cases with culture results within 14 days	% AFP cases with ITD results within 7 days	% AFP cases with ITD results within 45 days of onset**					
			L20B+	L20B+NPEV			received <= 14 days	received > 14 days ago	Wild	Sabin	VDPV	Wild	Sabin	VDPV	Wild	Sabin	VDPV														
Afghanistan	RRL Pakistan	355	17	3	45	215	75			3	8				5								1				14%	100%	100%	99%	08/03/2014
Bahrain	PNL Oman	3			1	1	1																				50%	100%		100%	09/03/2014
Djibouti	NPL Kenya																														09/02/2014
Egypt***	RRL Egypt	177	9	2	9	125	32				5			3										2			6%	100%	91%	100%	09/03/2014
Iran	NPL Iran	116	1		3	91	21																				3%	100%	100%	100%	08/03/2014
Iraq	RRL Egypt	71	3			12	42	14																			22%	100%			09/03/2014
Jordan	RRL Tunisia	6			1	4	1																				21%	100%			09/03/2014
Kuwait	RRL Kuwait	4				4																					8%	100%		100%	06/03/2014
Lebanon	RRL Egypt	4				3	1																				0%	100%		100%	09/03/2014
Libya	RRL Tunisia																														06/12/2013
Morocco	RRL Tunisia	16	1			10	5																				0%	100%	0%	100%	07/03/2014
Oman	NPL Oman	4				4																					0%	100%		100%	09/03/2014
Pakistan	RRL Pakistan	700	70	6	79	392	153			27	17			5	6		26							6			14%	100%	100%	100%	08/03/2014
Palestine & UNRWA		8			1	3		4																			25%			100%	09/03/2014
Qatar	NPL Oman																														09/03/2014
Saudi Arabia	NPL Oman	26				15	1	10																			0%	100%		100%	25/02/2014
Somalia	NPL Kenya	61	8			23	12	18		5							7										0%	3%		97%	07/03/2014
Sudan	RRL Egypt	51	1		5	35	8	2					3														12%	100%	100%	100%	09/03/2014
South Sudan	NPL Kenya																														14/01/2014
<b>South Sudan has moved to AFRO Region starting October 2013</b>																															
Syria	RRL Egypt	10	2			3		5						1			5										0%	100%	100%	60%	05/02/2014
Tunisia	RRL Tunisia																														06/12/2013
U.A.E	NPL Oman	1				1																					0%	100%		100%	09/03/2014
Yemen	RRL Egypt	97	3		12	55	27			2				2			2										10%	100%	100%	100%	09/03/2014
Total EMR 2014		1710	115	11	168	1026	351	39	30	37			19	6	53		15		2								11%	98%	98%	99%	
Total EMR 2013		11344	825	56	1806	8596	1	58	271	284			145	56	273	1	3	16	12								15%	92%	98%	96%	

\* Specimens from all sources including non-AFP cases, excluding environmental samples

\*\* This indicator reflects surveillance and laboratory activities

\*\*\* Environmental surveillance initiated in Egypt in September 2000 showed the following:

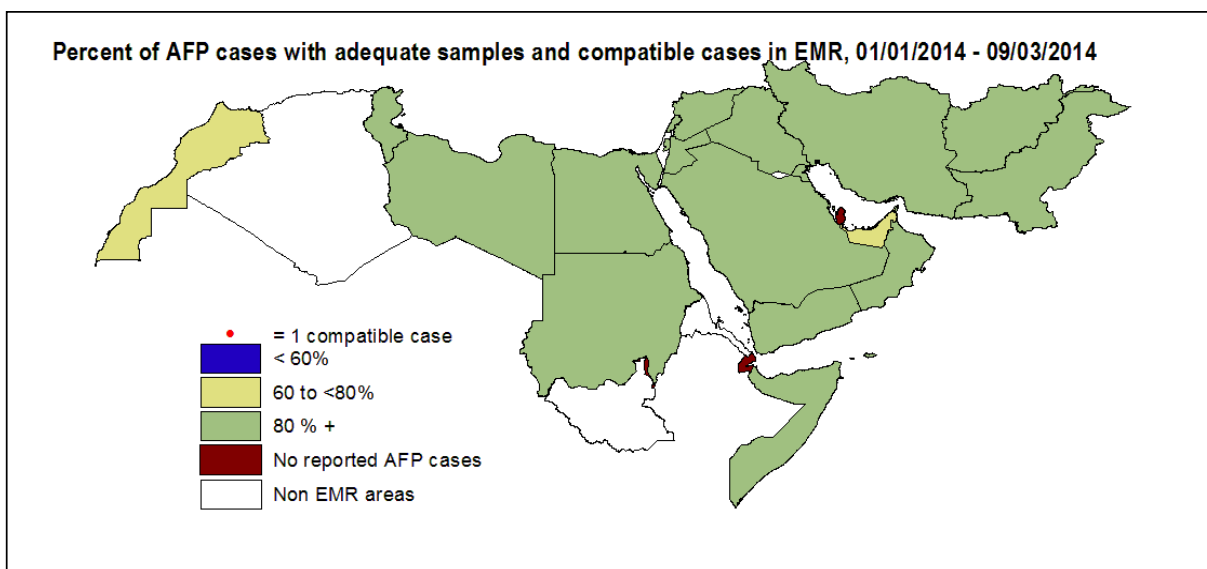
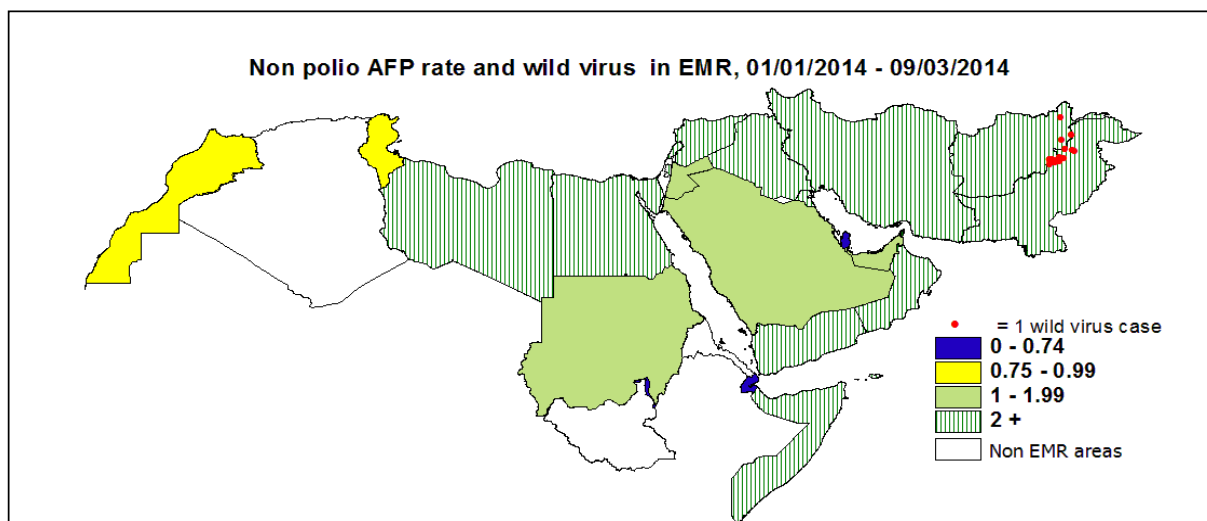
Result	2010	2011	2012	2013	2014	YEAR	Province	Site	Count	First date	Last Date			
Negative	416	448	401	417	24	2013	VDPVP2	CAIRO	AL HAGGANA 2	1	08/01/2013	08/01/2013		
Pending				52	49			FAYOUM	FAYOUM CITY	1	14/04/2013	14/04/2013		
Wild			2					MINYA	AQURQAS	1	04/03/2013	04/03/2013		
VDPVP2			7	3										
VDPVP1			1											
Total	416	448	411	472	73			VDPVP2 Total	3	08/01/2013	14/04/2013			

Environmental Surveillance in Palestine 2013-2014					
Year	Result	Site	Count	First Date	Last Date
2013	Wild P1	Gaza Rafah - Tel Sultan	3	18/08/13	17/11/13
		West Bank - Tulkarem	1	30/06/13	30/06/13
2014		Gaza Rafah - Sheik Ajlun	1	05/01/14	05/01/14

\*\*\*\*Environmental surveillance initiated in Pakistan in August 2009 showed the following:

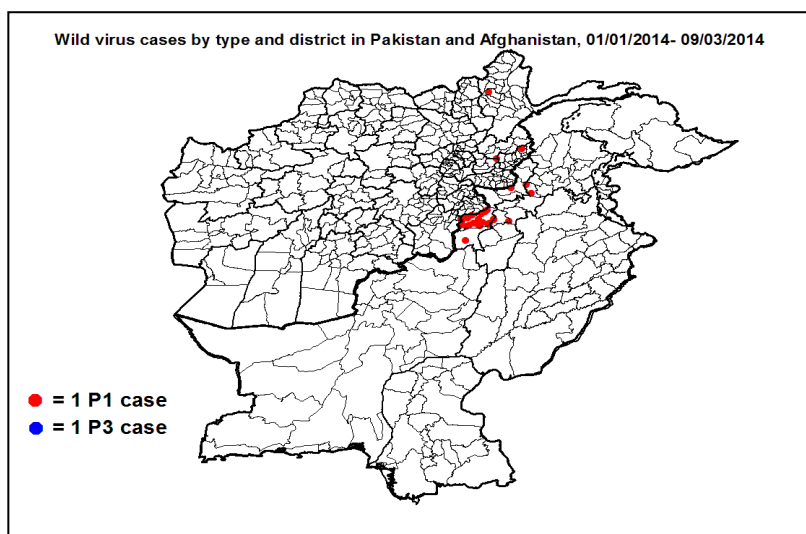
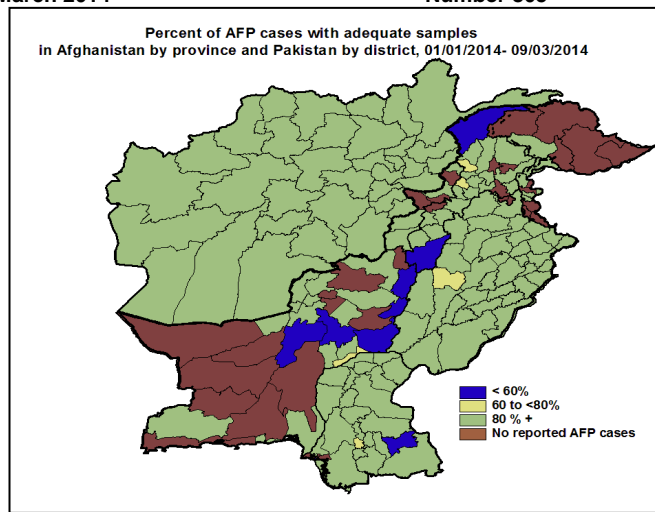
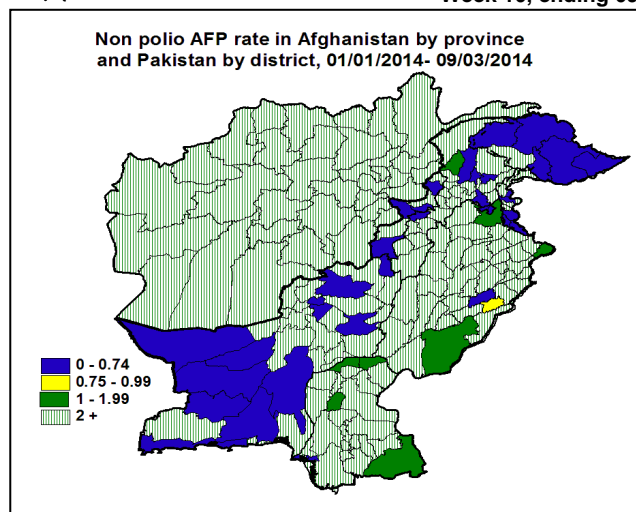
Status	2009	2010	2011	2012	2013	2014
Negative	27	77	68	150	265	38
pending						17
Wild	18	79	136	89	66	10
Grand Total	45	156	204	239	331	65

Year	SITEDIST	SITENAME	Count	Wild	First date	Last date
2014	KHI.BALDIA TOWN	SAJJAN GOTH	1		27/01/2014	27/01/2014
	KHI.GADAP TOWN	BALDIA COMPOSITE	1		08/01/2014	08/01/2014
		COMPOSITE SAMPLE	2		10/01/2014	11/02/2014
		SOHRAB GOTH	1		22/01/2014	22/01/2014
	KHI.GULSHAN-E-IQBAL	CHAKORA NULLA	1		04/02/2014	04/02/2014
		RASHID MINHAS RD LAY	1		17/01/2014	17/01/2014
	PESHAWAR	LARA MA	1		25/01/2014	25/01/2014
		SHAHEEN TOWN	1		10/01/2014	10/01/2014
	RAWALPINDI	SAFDAR ABAD	1		28/01/2014	28/01/2014
	2014 Total			10		08/01/2014



**Wild polio cases by country and date of onset of paralysis in EMR, 2013-2014**

Year	COUNTRY	P1			Total Count	First Case	Last Case
		Count	First Case	Last Case			
2013	AFG	14	31/01/2013	20/12/2013	14	31/01/2013	20/12/2013
	PAK	93	14/01/2013	31/12/2013	93	14/01/2013	31/12/2013
	SOM	194	17/04/2013	20/12/2013	194	17/04/2013	20/12/2013
	SYR	25	14/07/2013	17/12/2013	25	14/07/2013	17/12/2013
<b>2013 Total</b>		<b>326</b>	<b>14/01/2013</b>	<b>31/12/2013</b>	<b>326</b>	<b>14/01/2013</b>	<b>31/12/2013</b>
2014	AFG	3	14/01/2014	31/01/2014	3	14/01/2014	31/01/2014
	PAK	27	03/01/2014	15/02/2014	27	03/01/2014	15/02/2014
<b>2014 Total</b>		<b>30</b>	<b>03/01/2014</b>	<b>15/02/2014</b>	<b>30</b>	<b>03/01/2014</b>	<b>15/02/2014</b>

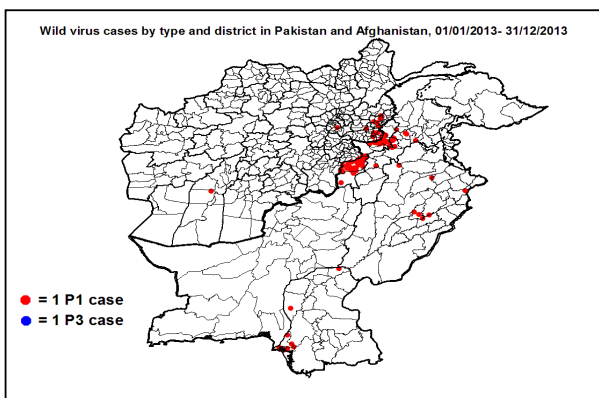
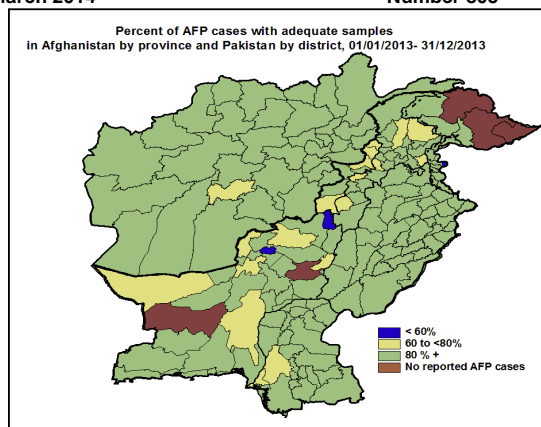
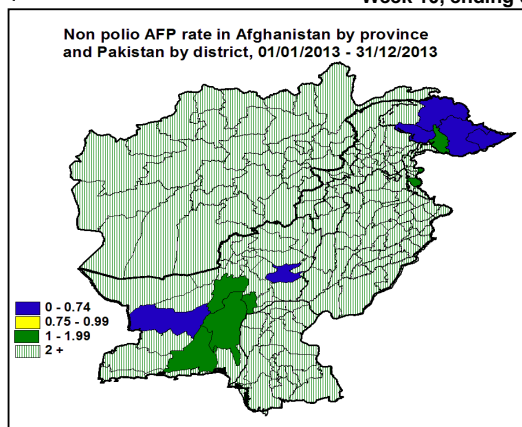


**Wild Polio cases by district and date of onset of paralysis, Afghanistan 2014**

PROVINCE	DISTRICT	Count	First case	Last case
KUNAR	GHAZIABAD	1	31/01/2014	31/01/2014
BADAKHSHAN	ARGO	1	15/01/2014	15/01/2014
LAGHMAN	ALINGAR	1	14/01/2014	14/01/2014
Grand Total		3	14/01/2014	31/01/2014

**Wild Polio cases by district and date of onset of paralysis, Pakistan 2014**

PROVINCE	DISTRICT	Count	First case	Last case
FATA	WAZIR-N	21	03/01/2014	15/02/2014
	FR BANNU	1	14/02/2014	14/02/2014
	WAZIR-S	1	12/02/2014	12/02/2014
	KHYBER	1	12/01/2014	12/01/2014
KHYBER PAKHTOON	PESHAWAR	2	31/01/2014	10/02/2014
	BANNU	1	26/01/2014	26/01/2014
Grand Total		27	03/01/2014	15/02/2014

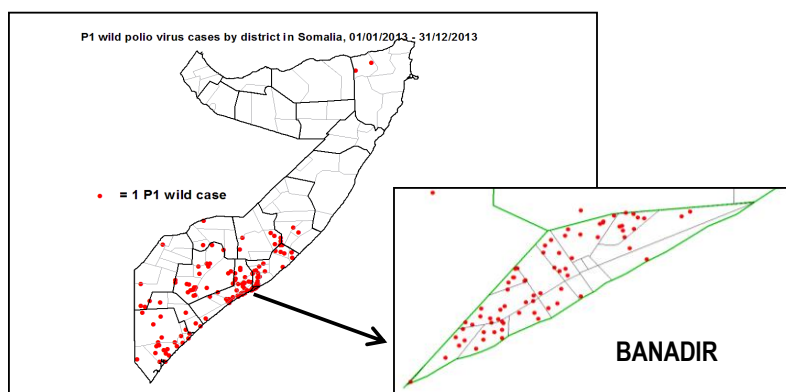
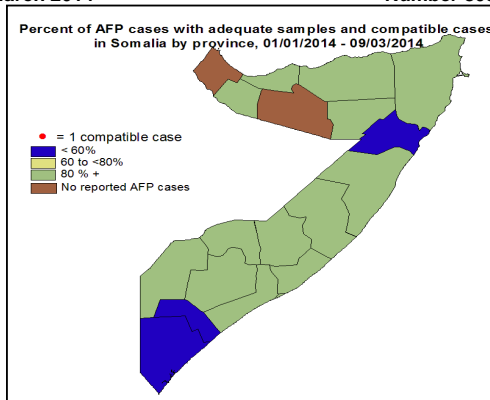
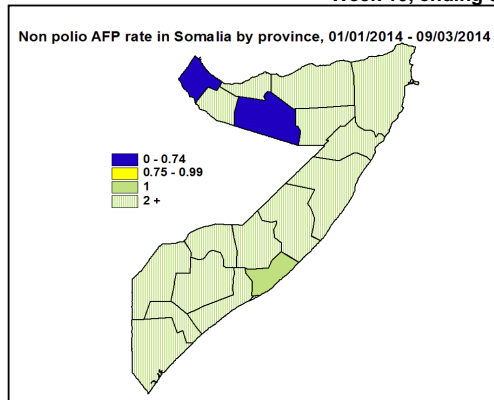


### Wild Polio cases by district and date of onset of paralysis, Afghanistan 2013

PROVINCE	DISTRICT	P1		
		Count	First case	Last case
KUNAR	WATAPUR	4	23/07/2013	20/12/2013
	CHAPADARA	1	27/09/2013	27/09/2013
	NARANG	1	19/09/2013	19/09/2013
	KHASKUNAR	1	28/03/2013	28/03/2013
HILMAND	NAD-E-ALI	1	11/12/2013	11/12/2013
KABUL	KABUL	1	24/11/2013	24/11/2013
NANGARHAR	BATIKOT	2	08/08/2013	12/11/2013
	BEHSUD	1	11/11/2013	11/11/2013
	SHINWAR	1	06/06/2013	06/06/2013
	LALPUR	1	31/01/2013	31/01/2013
<b>Grand Total</b>		<b>14</b>	<b>31/01/2013</b>	<b>20/12/2013</b>

### Wild Polio cases by district and date of onset of paralysis, Pakistan 2013

PROVINCE	DISTRICT	Count	First case	Last case
KHYBER PAKHTOON	PESHAWAR	5	30/06/2013	31/12/2013
	SWABI	1	10/09/2013	10/09/2013
	KOHAT	1	19/08/2013	19/08/2013
	MARDAN	2	12/02/2013	22/04/2013
	MALAKAND	1	08/02/2013	08/02/2013
	BANNU	1	26/01/2013	26/01/2013
SINDH	KHILANDHI	1	31/12/2013	31/12/2013
	KHIGIQBAL	1	11/12/2013	11/12/2013
	KHIBALDIA	2	09/11/2013	10/12/2013
	KHIBINQASIM	2	14/01/2013	18/10/2013
	KASHMORE	1	03/10/2013	03/10/2013
	KHIGADAP	2	09/07/2013	19/09/2013
	DADU	1	22/03/2013	22/03/2013
FATA	KHYBER	20	24/04/2013	28/12/2013
	WAZIR-N	35	24/05/2013	26/12/2013
	WAZIR-S	2	04/12/2013	16/12/2013
	FR BANNU	7	03/05/2013	04/11/2013
	FR DIKHAN	1	26/08/2013	26/08/2013
PUNJAB	TTSINGH	3	09/10/2013	12/12/2013
	SAHIWAL	1	21/10/2013	21/10/2013
	SHEIKUPURA	1	26/09/2013	26/09/2013
	MBDIN	1	26/05/2013	26/05/2013
	MIANWALI	1	07/02/2013	07/02/2013
<b>Grand Total</b>		<b>93</b>	<b>14/01/2013</b>	<b>31/12/2013</b>



### Wild Polio cases by district and date of onset of paralysis, Somalia 2013 - 2014

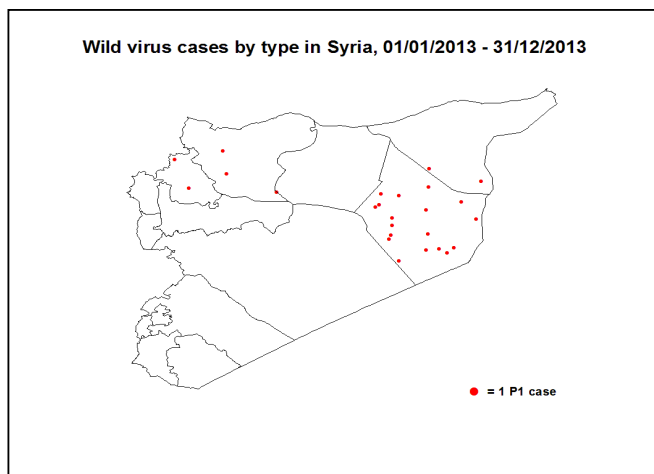
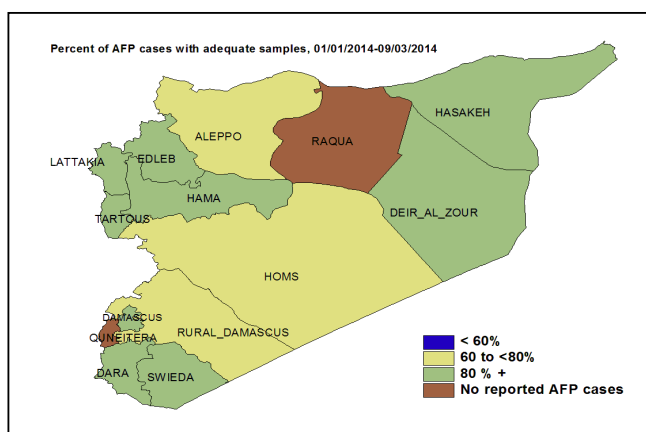
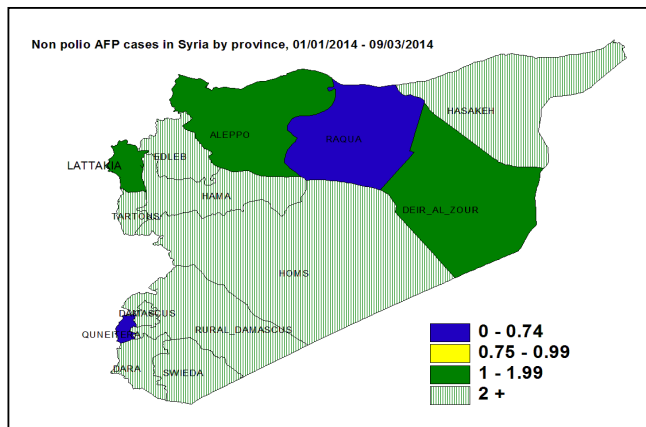
PROVINCE	DISTRICT	Count	First case	Last case
☐ BARI	BOSSASO	2	21/11/2013	20/12/2013
☐ GEDO	BARDERA	3	28/08/2013	26/11/2013
	BELET HAWA	1	28/06/2013	28/06/2013
	KURTUNWAAREY	4	03/06/2013	09/10/2013
☐ LOWER SHABELLE	MARKA	11	30/05/2013	30/09/2013
	WANLEWEYNE	6	08/06/2013	18/07/2013
	QORYOLEY	2	23/05/2013	08/07/2013
	AFGOI	10	12/05/2013	20/06/2013
	AWDHHEELLE	1	11/06/2013	11/06/2013
	BRAVA	1	17/05/2013	17/05/2013
	AFMADOW / HAGAR	4	14/07/2013	01/10/2013
☐ LOWER JUBA	KISMAYO	13	17/05/2013	02/09/2013
	BADADE	1	04/08/2013	04/08/2013
	JAMAAME EAST	2	26/05/2013	24/07/2013
	JAMAAME WEST	2	29/06/2013	05/07/2013
	JILIB WEST	1	28/06/2013	28/06/2013
☐ HIRAN	MAHAS	5	12/06/2013	29/09/2013
	BULO BURTI	2	19/07/2013	02/08/2013
☐ BAKOOL	WAJID	1	24/09/2013	24/09/2013
	EL BARDE	1	12/06/2013	12/06/2013
☐ BAY	BAIDOA	7	10/06/2013	19/09/2013
	DINSOR	12	06/06/2013	18/08/2013
	BURHAKABA	4	26/04/2013	08/08/2013
☐ MIDDLE JUBA	BUALE	1	25/08/2013	25/08/2013
	SALAGLE	2	07/07/2013	10/08/2013
	JILIB EAST	2	29/05/2013	02/08/2013
☐ MIDDLE SHABELLE	JOWHAR	4	08/06/2013	14/08/2013
	RUNINGOD	2	23/07/2013	08/08/2013
	BALAD	6	13/06/2013	07/08/2013
	ADEN YABAL	5	24/05/2013	22/07/2013
	ADALE	1	09/07/2013	09/07/2013
	MAHADAY	1	14/06/2013	14/06/2013
☐ GALGADUD	GALHARERI	1	30/07/2013	30/07/2013
	EL BUR	1	14/07/2013	14/07/2013
☐ BANADIR	DHARKENLEY	6	04/05/2013	19/07/2013
	HODAN	13	17/04/2013	14/07/2013
	HELIWA	9	05/05/2013	14/07/2013
	DAYNILE	7	09/05/2013	11/07/2013
	YAQSHID	9	21/05/2013	11/07/2013
	WARDIGLEY	8	13/05/2013	30/06/2013
	WABERI	3	20/05/2013	25/06/2013
	KARAN	3	26/05/2013	09/06/2013
	HAMAR JABJAB	3	18/04/2013	08/06/2013
	MEDINA	8	12/05/2013	04/06/2013
	HAWALWADAG	1	29/05/2013	29/05/2013
	HAMARWEYNE	1	21/05/2013	21/05/2013
	ABDULAZIZ	1	19/05/2013	19/05/2013
	<b>Grand Total</b>		<b>194</b>	<b>17/04/2013</b>





World Health Organization – Regional Office for Eastern Mediterranean  
**AFP SURVEILLANCE**  
 Week 10, ending 09 March 2014

10-Mar-14  
 Number 805



Wild cases are plotted within boundaries of province and not by district

**Wild Polio cases by district and date of onset of paralysis, Syria 2013 - 2014**

PROVINCE	DISTRICT	P1		
		Count	First case	Last case
EDLEB	MARA	1	17/12/2013	17/12/2013
	ADLEB	1	09/11/2013	09/11/2013
HASAKEH	HASAKEH	1	14/12/2013	14/12/2013
	RAS,AL,IEN	1	28/11/2013	28/11/2013
DEIR_AL_ZOUR	DIER,ALZOUR	1	14/11/2013	14/11/2013
	MAYADEEN	17	10/09/2013	11/11/2013
ALEPPO	ALEPPOCITY	1	10/11/2013	10/11/2013
	ATAREB	1	08/11/2013	08/11/2013
	FARDOUS	1	14/07/2013	14/07/2013
Grand Total		25	14/07/2013	17/12/2013



**Circulating VDPV cases and date of onset of paralysis in EMR countries by districts  
2013-2014**

Year	COUNTRY	PROVINCE	DISTRICT	cVDP2			cVDP3		
				Count	First Case	Last Case	Count	First Case	Last Case
2013	AFG	KANDAHAR	SHAHWALIKOT	1	13/03/2013	13/03/2013			
		HILMAND	NAD-E-ALI	2	22/01/2013	20/02/2013			
	AFG Total			3	22/01/2013	13/03/2013			
	PAK	FATA	WAZIR-N	41	10/04/2013	30/12/2013			
			MOHMAND	1	13/07/2013	13/07/2013			
		SINDH	KHIGADAP	4	21/02/2013	03/07/2013			
		BALOCHISTAN	MASTUNG	1	27/06/2013	27/06/2013			
	JAFARABAD		1	11/01/2013	11/01/2013				
	PAK Total			48	11/01/2013	30/12/2013			
	SOM	LOWER SHABELLE	AFGOI	1	09/01/2013	09/01/2013			
SOM Total			1	09/01/2013	09/01/2013				
YEM	SAADAH	SAHAR				1	12/07/2013	12/07/2013	
YEM Total						1	12/07/2013	12/07/2013	
2013 Total				52	09/01/2013	30/12/2013	1	12/07/2013	12/07/2013
2014	PAK	FATA	WAZIR-N	4	03/01/2014	03/02/2014			
			FR BANNU	2	24/01/2014	27/01/2014			
	PAK Total			6	03/01/2014	03/02/2014			
2014 Total				6	03/01/2014	03/02/2014			

In 2013, 1 AFP case in Somalia was identified as VDPV by contact