



AFP SURVEILLANCE

17-Mar-14

Week 11, ending 16 March 2014

Number 806

Table 1: Acute Flaccid Paralysis (AFP) cases by week of onset

Country	Reported AFP cases by week of onset - Week (11/14) / Ending on : 16/03/14														
	Total AFP 2012	Total AFP 2013	Total AFP to date, 2014	W 52 29 Dec 13	W 01 05 Jan 14	W 02 12 Jan 14	W 03 19 Jan 14	W 04 26 Jan 14	W 05 02 Feb 14	W 06 09 Feb 14	W 07 16 Feb 14	W 08 23 Feb 14	W 09 02 Mar 14	W 10 09 Mar 14	W 11 16 Mar 14
Afghanistan	1829	1897	428	25	34	36	58	46	32	48	57	41	51	23	5
Bahrain	19	12	3	1	1	0	1	0	0	0	1	0	0	0	0
Djibouti	6	7	0	0	0	0	0	0	0	0					
Egypt	1022	1007	204	18	18	29	17	30	20	18	17	28	15	10	5
Iran	689	708	121	14	17	14	16	9	15	14	8	20	8	0	
Iraq	467	444	74	8	7	6	14	8	7	7	11	7	7	1	
Jordan ****	34	35	5	1	2	0	1	2	0	0					
Kuwait	36	39	4	1	1	0	1	0	1	1	1	0	0	0	0
Lebanon ****	24	33	6	0	0	1	2	0	0	1	0	1	0	1	0
Libya	42	58	11	0	1	1	0	3	0	2	0	2	1	1	
Morocco	81	106	15	1	2	5	1	0	3	2	2	0	0		
Oman	31	20	4	1	0	1	0	0	0	1	2	0	0	0	
Pakistan	5036	4777	698	99	64	83	93	94	78	81	89	75	43	12	0
Palestine ****	21	38	8	0	1	2	0	1	0	0	2	3	0	0	0
Qatar	13	8	0	0	0	0	0	0	0	0	0	0	0	0	0
Saudi Arabia	227	220	30	3	5	2	2	3	5	3	9	3	0	0	0
Somalia	148	546	74	10	5	2	7	14	9	4	11	11	10	1	
Sudan	384	410	54	10	11	6	10	4	6	5	3	2	7	2	0
South Sudan	326	295	0	South Sudan has now moved to African Region starting October 2013											
Syria ****	109	167	52	5	4	3	4	3	4	7	9	9	4	6	
Tunisia	61	43	9	0	0	1	0	1	0	3	2	1	0	1	
U.A.E	40	31	4	0	0	0	0	1	0	0	0	1	1	1	0
Yemen	475	614	117	20	12	14	13	6	15	10	15	12	18	4	1
Total EMR	11120	11515	1921	217	185	206	240	225	195	207	239	216	165	63	11

No data = No report received

Table 2: Confirmed polio cases by month of onset

Country	Total year 2012	Total year 2013	16/03		Confirmed polio cases by month of onset											
			2013	2014	April 2013	May 2013	June 2013	July 2013	August 2013	September 2013	October 2013	November 2013	December 2013	January 2014	February 2014	March 2014
Afghanistan	37	14	1	3	0	0	1	1	2	3	0	3	2	3		
Bahrain	0	0	0	0	0	0	0	0	0	0	0	0				
Djibouti	0	0	0	0	0	0	0	0	0			0	0	0		
Egypt	0	0	0	0	0	0	0	0	0	0	0	0	0			
Iran	0	0	0	0	0	0	0	0	0	0	0	0	0			
Iraq	0	0	0	0	0	0	0	0	0	0	0	0	0	0		
Jordan ****	0	0	0	0	0	0	0	0	0	0	0	0	0			
Kuwait	0	0	0	0	0	0	0	0	0	0	0	0	0	0	0	
Lebanon ****	0	0	0	0	0	0	0	0	0	0	0	0	0	0		
Libya	0	0	0	0	0	0	0	0	0	0	0	0	0	0		
Morocco	0	0	0	0	0	0	0	0	0	0	0	0	0			
Oman	0	0	0	0	0	0	0	0	0	0	0	0	0	0	0	
Pakistan	58	93	5	29	2	9	4	4	8	19	14	10	17	17	12	
Palestine ****	0	0	0	0	0	0	0	0	0	0	0	0	0	0		
Qatar	0	0	0	0	0	0	0	0	0	0	0	0	0	0	0	
Saudi Arabia	0	0	0	0	0	0	0	0	0	0	0	0	0			
Somalia	0	194	0	0	4	41	72	45	20	7	2	2	1			
Sudan	0	0	0	0	0	0	0	0	0	0	0	0	0	0		
South Sudan	0	0	0	0	0	0	0	0	0	0	0	0	0	0	0	0
Syria ****	0	25	0	0	0	0	0	1	0	5	11	6	2	0		
Tunisia	0	0	0	0	0	0	0	0	0	0	0	0	0			
U.A.E	0	0	0	0	0	0	0	0	0	0	0	0	0	0		
Yemen	0	0	0	0	0	0	0	0	0	0	0	0	0	0		
Total EMR	95	326	6	32	6	50	77	51	30	34	27	21	22	20	12	0

**** UNRWA cases are included with those of country of residence



World Health Organization – Regional Office for Eastern Mediterranean

AFP SURVEILLANCE

17-Feb-14

Week 11, ending 16 March 2014

Number 806

Table 3: Investigation of AFP cases with paralysis onset in 2013 & 2014 up to Week (11/14) / Ending on : (16/03/2014)

COUNTRY	2013											2014											Latest line List Date		
	AFP									Specimen	Wild cases ****		AFP									Specimen		Wild cases ****	
	Total AFP cases onset 2013	Case classification					Non polio AFP rate **	AFP cases pending classification > 90 days from onset of paralysis	AFP cases pending classification and lab > 90 days from onset of paralysis	% with *** adequate specimens	Wild P1 Poliovirus	Wild P3 Poliovirus	Total AFP cases onset 2014	Case classification					Annualized Non polio AFP rate **	AFP cases pending classification > 90 days from onset of paralysis	AFP cases pending classification and lab > 90 days from onset of paralysis	% with *** adequate specimens		Wild P1 Poliovirus	Wild P3 Poliovirus
		Total Confirmed Polio Cases *	Polio Compatible	Pending Classification	Discarded (non polio AFP)	VDPV								Total Confirmed Polio Cases *	Polio Compatible	Pending Classification	Discarded (non polio AFP)	VDPV							
Afghanistan	1897	14	4	1	1875	4	9.9	1	0	93.0	14	0	428	3	0	144	281	0	11.0	0	0	93.9	3	0	16/03/2014
Bahrain	12	0	0	0	12	0	4.4	0	0	91.7	0	0	3	0	0	2	1	0	5.4	0	0	100.0	0	0	16/03/2014
Djibouti	7	0	0	6	1	0	2.4	6	2	85.7	0	0	0	0	0	0	0	0	0.0	0	0		0	0	09/02/2014
Egypt	1007	0	0	0	1007	0	3.0	0	0	92.5	0	0	204	0	0	75	129	0	2.9	0	0	85.3	0	0	13/03/2014
Iran	708	0	0	0	707	1	4.0	0	0	95.8	0	0	121	0	0	74	47	0	3.3	0	0	98.3	0	0	15/03/2014
Iraq	444	0	0	0	444	0	3.1	0	0	84.2	0	0	74	0	0	23	51	0	2.5	0	0	95.9	0	0	13/03/2014
Jordan	35	0	0	1	34	0	1.4	0	0	91.4	0	0	5	0	0	5	0	0	1.0	0	0	100.0	0	0	13/02/2014
Kuwait	39	0	0	0	39	0	5.1	0	0	94.9	0	0	4	0	0	0	4	0	2.3	0	0	100.0	0	0	16/03/2014
Lebanon	33	0	0	2	31	0	3.3	2	0	45.5	0	0	6	0	0	6	0	0	2.9	0	0	83.3	0	0	16/03/2014
Libya	58	0	0	0	58	0	2.8	0	0	93.1	0	0	11	0	0	4	7	0	2.6	0	0	100.0	0	0	15/03/2014
Morocco	106	0	0	11	95	0	1.0	11	0	72.6	0	0	15	0	0	11	4	0	0.7	0	0	66.7	0	0	07/03/2014
Oman	20	0	0	0	20	0	2.5	0	0	95.0	0	0	4	0	0	0	4	0	2.5	0	0	100.0	0	0	09/03/2014
Pakistan	4777	93	3	179	4454	48	6.1	170	8	89.1	93	0	698	29	0	152	511	6	4.3	0	0	93.7	29	0	16/03/2014
Palestine	38	0	0	1	37	0	2.2	1	0	94.7	0	0	8	0	0	8	0	0	2.3	0	0	100.0	0	0	16/03/2014
Qatar	8	0	0	0	8	0	3.4	0	0	100.0	0	0	0	0	0	0	0	0	0.0	0	0		0	0	16/03/2014
Saudi Arabia	220	0	0	0	220	0	2.4	0	0	96.4	0	0	30	0	0	30	0	0	1.6	0	0	100.0	0	0	16/03/2014
Somalia	546	194	13	3	335	1	6.4	1	0	86.8	194	0	74	0	0	43	31	0	6.5	0	0	94.6	0	0	14/03/2014
Sudan	410	0	0	0	409	1	2.6	0	0	97.6	0	0	54	0	0	11	43	0	1.6	0	0	100.0	0	0	16/03/2014
South Sudan	295	0	0	14	281	0	3.5	14	8	93.2	0	0	South Sudan has now moved to African Region starting October 2013												14/01/2014
Syria	167	25	11	0	131	0	1.7	0	0	69.5	25	0	52	0	0	34	18	0	3.3	0	0	88.5	0	0	13/03/2014
Tunisia	43	0	0	0	43	0	1.6	0	0	74.4	0	0	9	0	0	8	1	0	1.7	0	0	88.9	0	0	14/03/2014
U.A.E	31	0	0	0	31	0	3.1	0	0	100.0	0	0	4	0	0	3	1	0	1.9	0	0	100.0	0	0	16/03/2014
Yemen	614	0	0	1	612	1	5.1	0	0	91.4	0	0	117	0	0	52	65	0	4.7	0	0	95.7	0	0	16/03/2014
EMR	11515	326	31	219	10884	56	4.6	206	18	90.3	326	0	1921	32	0	685	1198	6	3.8	0	0	93.4	32	0	
2012	11120	95	15	0	10973	40	4.5	0	0	90.6	93 #	3 #													

* Confirmed polio cases refer to wild isolation from AFP cases or from contacts of negative index AFP cases

** Non-polio AFP per 100,000 children <15 years

*** Adequate here refers to two stool specimens collected at least 24 hours apart, within 14 days of paralysis onset

**** AFP cases co infected with P1 and P3 are counted separately as wild isolates

In 2012, 1 AFP case in Pakistan had co infection P1 & P3 from 2 contacts P1 & P3



World Health Organization – Regional Office for Eastern Mediterranean

AFP SURVEILLANCE

Week 11, ending 16 March 2014

17-Mar-14

Number 806

Table 4: Investigation of contacts of AFP cases with paralysis onset in 2014 up to Week (11/14) / Ending on : (16/03/2014)

Country	No. of AFP cases	No. of eligible AFP cases for contact sampling*	% of eligible AFP cases with contact samplings	% of eligible AFP cases with 3+ contacts	Total number of Contacts**	% of contacts under 5 years	% of contacts with specimens collected within 7 days of notification of index	% Contact specimens in lab within 3 days of collection	% Contact specimens positive for NPEV	% Contact specimens positive for Sabin like virus	No. of contacts positive for wild virus	% of wild polio virus isolation from contacts	No. of Contacts positive for VDPVs	No. of -ve index AFP cases identified positive by contact	No. of district identified infected from contacts
Afghanistan	428	26	88.5	88.5	172	98.3	62.8	22.0	19.3	6.4	0	0.0		0	0
Bahrain	3	0			0						0			0	0
Djibouti											0				0
Egypt	204	32	50.0	50.0	81	88.9	59.3	95.2	11.1	0.0	0	0.0		0	0
Iran	121	2	100.0	100.0	12	83.3	100.0	66.7	8.3	25.0	0	0.0		0	0
Iraq	74	3	0.0	0.0	3	66.7	0.0				0			0	0
Jordan	5	0			0						0			0	0
Kuwait	4	0			3	33.3	100.0	100.0	33.3	0.0	0	0.0		0	0
Lebanon	6	1	0.0	0.0	0						0			0	0
Libya	11	0			0						0			0	0
Morocco	15	5	0.0	0.0	0						0			0	0
Oman	4	0			0						0			0	0
Pakistan	698	44	70.5	68.2	138	86.2	50.7	57.3	16.5	9.7	2	1.9		0	0
Palestine	8	0			0						0			0	0
Qatar											0				0
Saudi Arabia	30	0			0						0			0	0
Somalia	74	4	0.0	0.0	0						0			0	0
Sudan	54	0			27	74.1	88.9	29.6	11.1	3.7	0	0.0		0	0
South Sudan	South Sudan has now moved to African Region starting October 2013														
Syria	52	6	16.7	0.0	67	35.8	79.1	59.5	0.0	0.0	0	0.0		0	0
Tunisia	9	1	0.0	0.0	1	0.0	100.0	100.0	0.0	0.0	0	0.0		0	0
U.A.E.	4	0			0						0			0	0
Yemen	117	5	100.0	100.0	346	52.9	87.6	11.5	8.0	3.5	0	0.0		0	0
Grand Total 2014	1921	129	60.5	58.9	850	70.6	73.2	37.7	11.8	5.0	2	0.4		0	0
Grand Total 2013	11515	1130	77.5	72.5	7828	79.3	73.4	38.2	17.1	5.9	313	4.4	2	55	19

* Eligible refers to AFP cases with inadequate stool specimens

** Total number of contacts from eligible AFP cases and from other AFP cases as per with country criteria for contact sampling

Last wild contacts in EMRO, 01/01/2013- 16/03/2014

Year	Country	Data	Date of Most Recent stool collection
		Count of wild contacts	
2013	Afghanistan	1	01/01/2014
2013	Pakistan	7	21/12/2013
2013	Syria	2	15/11/2013
2013	Somalia	303	25/10/2013
2013 Total		313	01/01/2014
2014	Pakistan	2	19/02/2014
2014 Total		2	19/02/2014

Number and distribution by district of -ve index AFP cases identified as wild positive by contact in EMR, 2014

None



Table 5: Laboratory investigation of AFP cases with paralysis onset in 2014 up to Week (11/14) / Ending on : (16/03/2014)

Country	Polio laboratories	AFP cases with specimens	Preliminary virus isolation results of AFP cases						Poliovirus intratypic differentiation results #										Indicators				Latest report Date				
			Referred for ITD		NPEV only	Negative	Pending		Type 1			Type 2			Type 3			Discordant pending sequence	NPEV by PCR	Non-EV	Pending ITD	% specimens positive for NPEV		% AFP cases with culture results within 14 days	% AFP cases with ITD results within 7 days	% AFP cases with ITD results within 45 days of onset**	
			L20B+	L20B+NPEV			received <= 14 days	received > 14 days ago	Wild	Sabin	VDPV	Wild	Sabin	VDPV	Wild	Sabin	VDPV										
Afghanistan	RRL Pakistan	404	20	3	50	252	79		3	11			5			8		1				14%	100%	96%	99%	16/03/2014	
Bahrain	PNL Oman	3			1	1		1														50%	100%		100%	09/03/2014	
Djibouti	NPL Kenya																									09/02/2014	
Egypt***	RRL Egypt	187	9	2	9	125	20	22		5			3			4			2			6%	100%	91%	100%	16/03/2014	
Iran	NPL Iran	120	1		3	107	9									1						2%	100%	100%	100%	16/03/2014	
Iraq	RRL Egypt	83	3		12	47	20	1														20%	100%			15/03/2014	
Jordan	RRL Tunisia	6			1	5																17%	100%			15/03/2014	
Kuwait	RRL Kuwait	4				4																8%	100%		100%	06/03/2014	
Lebanon	RRL Egypt	4				3		1														0%	100%		100%	16/03/2014	
Libya	RRL Tunisia																									06/12/2013	
Morocco	RRL Tunisia	21	1			14	6									1						0%	100%	0%	93%	14/03/2014	
Oman	NPL Oman	4				4																0%	100%		100%	09/03/2014	
Pakistan	RRL Pakistan	804	78	6	90	462	166	2	29	22			8	6	31		2					14%	100%	100%	99%	16/03/2014	
Palestine & UNRWA		8			1	3		4														25%			100%	16/03/2014	
Qatar	NPL Oman																									09/03/2014	
Saudi Arabia	NPL Oman	26				15		11														0%	100%		100%	25/02/2014	
Somalia	NPL Kenya	74	9			23	2	40		6					7							0%	3%		97%	14/03/2014	
Sudan	RRL Egypt	51	1		5	35	5	5					3									12%	100%	100%	100%	16/03/2014	
South Sudan	NPL Kenya																									14/01/2014	
South Sudan has moved to AFRO Region starting October 2013																											
Syria	RRL Egypt	10	2			3		5	1	1			4			5		7				0%	100%	100%	71%	05/02/2014	
Tunisia	RRL Tunisia																									06/12/2013	
U.A.E	NPL Oman	1				1																0%	100%		100%	09/03/2014	
Yemen	RRL Egypt	114	3		12	55	27	17		2			2			2						10%	100%	100%	100%	16/03/2014	
Total EMR 2014		1924	127	11	184	1159	334	109	33	47			25	6	59		10	2				11%	98%	98%	99%		
Total EMR 2013		11344	825	56	1807	8596		58	271	284			145	56	274	1	3	16	12			15%	92%	98%	96%		

* Specimens from all sources including non-AFP cases, excluding environmental samples

** This indicator reflects surveillance and laboratory activities

*** Environmental surveillance initiated in Egypt in September 2000 showed the following:

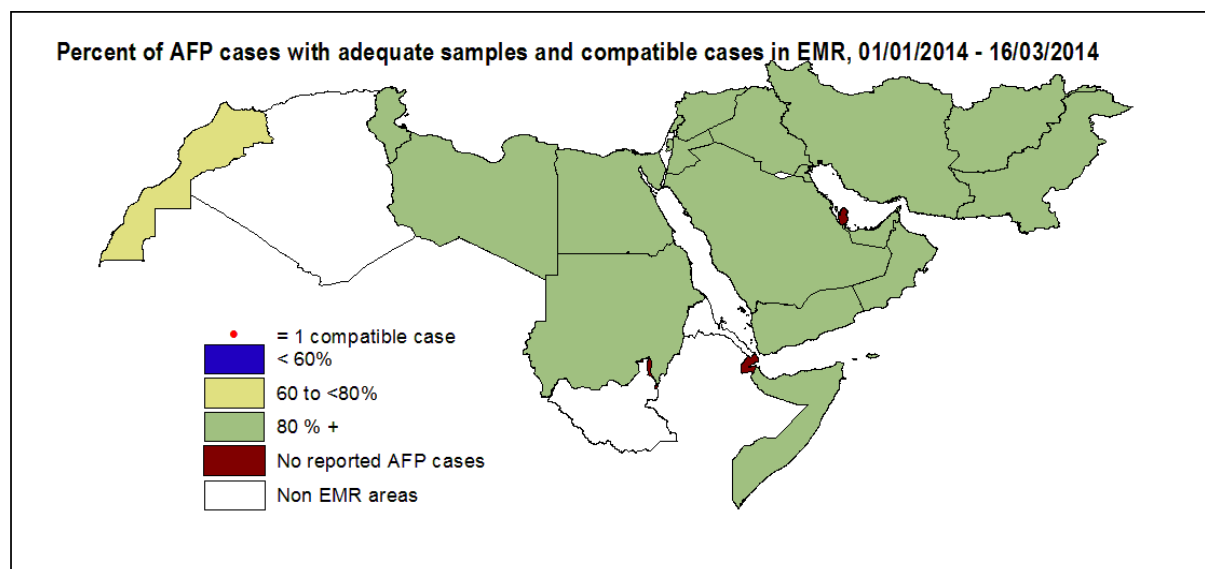
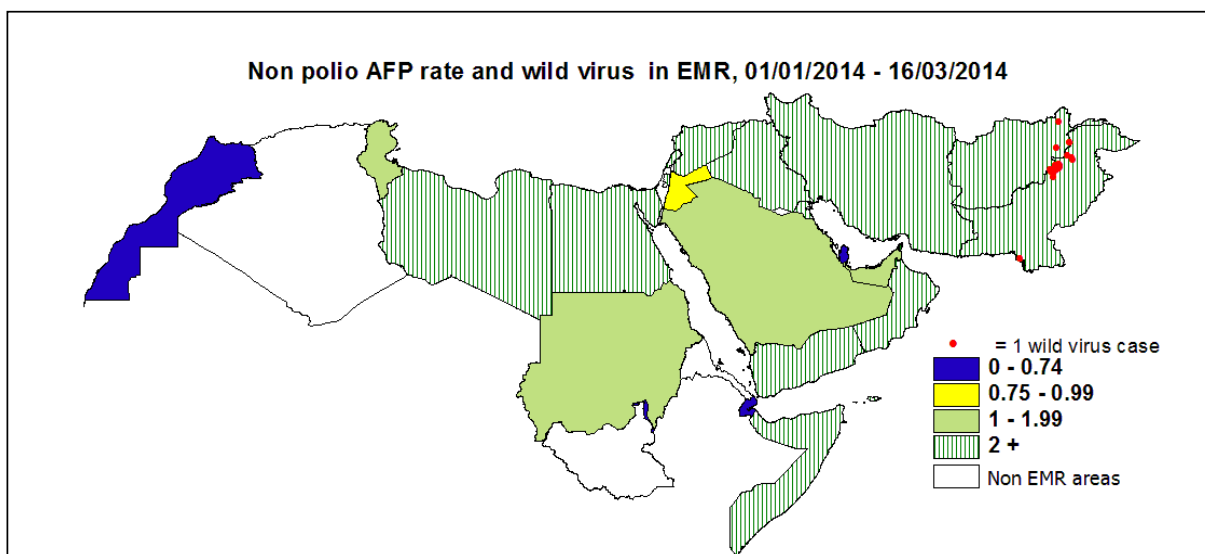
Result	2010	2011	2012	2013	2014	YEAR	Province	Site	Count	First date	Last Date			
Negative	416	448	401	417	34	2013	VDPVP2	CAIRO	AL HAGGANA 2	1	08/01/2013	08/01/2013		
Pending				52	46			FAYOUM	FAYOUM CITY	1	14/04/2013	14/04/2013		
Wild			2					MINYA	AQURQAS	1	04/03/2013	04/03/2013		
VDPVP2				7	3									
VDPVP1				1										
Total	416	448	411	472	80		VDPVP2 Total		3	08/01/2013	14/04/2013			

Environmental Surveillance in Palestine 2013-2014					
Year	Result	Site	Count	First Date	Last Date
2013	Wild P1	Gaza Rafah - Tel Sultan	3	18/08/13	17/11/13
		West Bank - Tulkarem	1	30/06/13	30/06/13
2014		Gaza Rafah -Sheik Ajlun	1	05/01/14	05/01/14

****Environmental surveillance initiated in Pakistan in August 2009 showed the following:

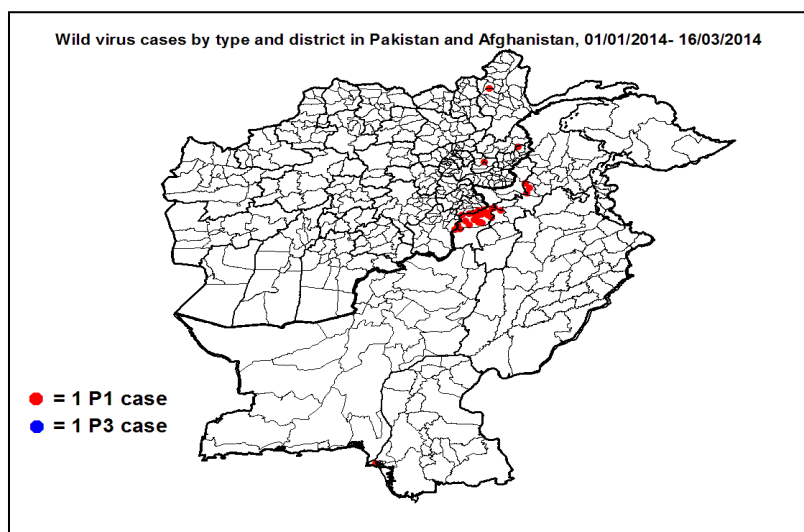
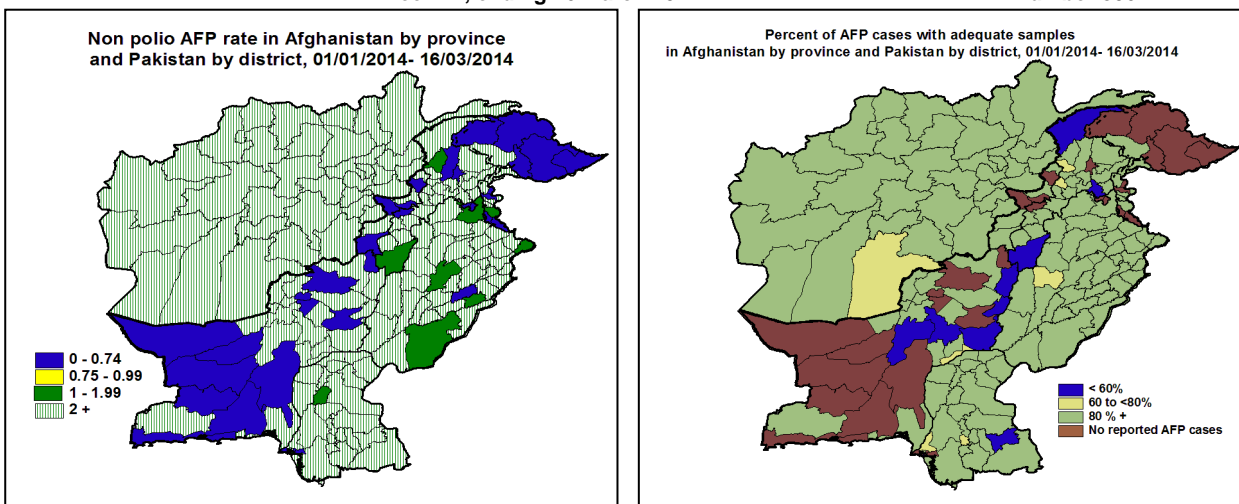
Status	2009	2010	2011	2012	2013	2014
Negative	27	77	68	150	265	41
pending						26
Wild	18	79	136	89	66	11
Grand Total	45	156	204	239	331	78

Year	SITEDIST	SITENAME	Count	Wild	First date	Last date
2014	KHI	BALDIA TOWN	1	1	27/01/2014	27/01/2014
		SAJJAN GOTH	1	0	08/01/2014	08/01/2014
		KHI.GADAP TOWN	2	0	10/01/2014	11/02/2014
		BALDIA COMPOSITE	1	0	22/01/2014	22/01/2014
		COMPOSITE SAMPLE	1	0	22/01/2014	22/01/2014
		SOHRAB GOTH	1	0	22/01/2014	22/01/2014
		KHI.GULSHAN-E-IQBAL TOWN	1	0	04/02/2014	04/02/2014
		CHAKORA NULLA	2	0	17/01/2014	19/02/2014
		RASHID MINHAS RD LAY	1	0	25/01/2014	25/01/2014
		LARA MA	1	0	10/01/2014	10/01/2014
		PESHAWAR	1	0	28/01/2014	28/01/2014
SHAHEEN TOWN	1	0	10/01/2014	10/01/2014		
SAFDAR ABAD	1	0	28/01/2014	28/01/2014		
RAWALPINDI	1	0	08/01/2014	19/02/2014		
2014 Total			11	1	08/01/2014	19/02/2014



Wild polio cases by country and date of onset of paralysis in EMR, 2013-2014

Year	COUNTRY	P1			Total Count	First Case	Last Case
		Count	First Case	Last Case			
2013	AFG	14	31/01/2013	20/12/2013	14	31/01/2013	20/12/2013
	PAK	93	14/01/2013	31/12/2013	93	14/01/2013	31/12/2013
	SOM	194	17/04/2013	20/12/2013	194	17/04/2013	20/12/2013
	SYR	25	14/07/2013	17/12/2013	25	14/07/2013	17/12/2013
2013 Total		326	14/01/2013	31/12/2013	326	14/01/2013	31/12/2013
2014	AFG	3	14/01/2014	31/01/2014	3	14/01/2014	31/01/2014
	PAK	29	03/01/2014	16/02/2014	29	03/01/2014	16/02/2014
2014 Total		32	03/01/2014	16/02/2014	32	03/01/2014	16/02/2014

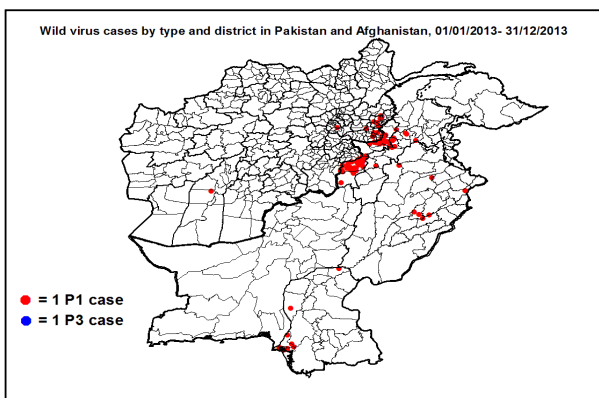
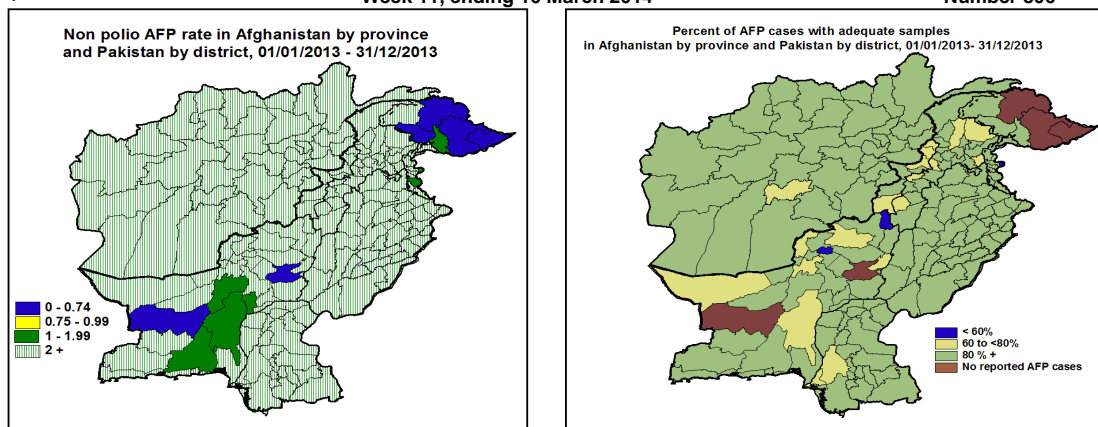


Wild Polio cases by district and date of onset of paralysis, Afghanistan 2014

PROVINCE	DISTRICT	Count	First case	Last case
KUNAR	GHAZIABAD	1	31/01/2014	31/01/2014
BADAKHSHAN	ARGO	1	15/01/2014	15/01/2014
LAGHMAN	ALINGAR	1	14/01/2014	14/01/2014
Grand Total		3	14/01/2014	31/01/2014

Wild Polio cases by district and date of onset of paralysis, Pakistan 2014

PROVINCE	DISTRICT	P1 Count	First case	Last case
FATA	WAZIR-N	22	03/01/2014	16/02/2014
	FR BANNU	1	14/02/2014	14/02/2014
	WAZIR-S	1	12/02/2014	12/02/2014
	KHYBER	1	12/01/2014	12/01/2014
SINDH	KHIBALDIA	1	10/02/2014	10/02/2014
KHYBER PAKHTOON	PESHAWAR	2	31/01/2014	10/02/2014
	BANNU	1	26/01/2014	26/01/2014
Grand Total		29	03/01/2014	16/02/2014



Wild Polio cases by district and date of onset of paralysis, Afghanistan 2013

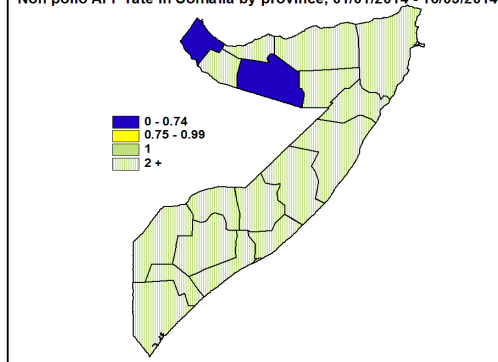
PROVINCE	DISTRICT	P1		
		Count	First case	Last case
KUNAR	WATAPUR	4	23/07/2013	20/12/2013
	CHAPADARA	1	27/09/2013	27/09/2013
	NARANG	1	19/09/2013	19/09/2013
	KHASKUNAR	1	28/03/2013	28/03/2013
HILMAND	NAD-E-ALI	1	11/12/2013	11/12/2013
KABUL	KABUL	1	24/11/2013	24/11/2013
NANGARHAR	BATIKOT	2	08/08/2013	12/11/2013
	BEHSUD	1	11/11/2013	11/11/2013
	SHINWAR	1	06/06/2013	06/06/2013
	LALPUR	1	31/01/2013	31/01/2013
Grand Total		14	31/01/2013	20/12/2013

Wild Polio cases by district and date of onset of paralysis, Pakistan 2013

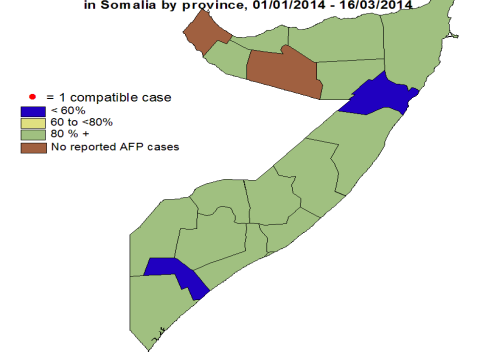
PROVINCE	DISTRICT	Count	First case	Last case
KHYBER PAKHTOON	PESHAWAR	5	30/06/2013	31/12/2013
	SWABI	1	10/09/2013	10/09/2013
	KOHAT	1	19/08/2013	19/08/2013
	MARDAN	2	12/02/2013	22/04/2013
	MALAKAND	1	08/02/2013	08/02/2013
	BANNU	1	26/01/2013	26/01/2013
SINDH	KHILANDHI	1	31/12/2013	31/12/2013
	KHIGIQBAL	1	11/12/2013	11/12/2013
	KHIBALDIA	2	09/11/2013	10/12/2013
	KHIBINQASIM	2	14/01/2013	18/10/2013
	KASHMORE	1	03/10/2013	03/10/2013
	KHIGADAP	2	09/07/2013	19/09/2013
	DADU	1	22/03/2013	22/03/2013
FATA	KHYBER	20	24/04/2013	28/12/2013
	WAZIR-N	35	24/05/2013	26/12/2013
	WAZIR-S	2	04/12/2013	16/12/2013
	FR BANNU	7	03/05/2013	04/11/2013
	FR DIKHAN	1	26/08/2013	26/08/2013
PUNJAB	TTSINGH	3	09/10/2013	12/12/2013
	SAHIWAL	1	21/10/2013	21/10/2013
	SHEIKUPURA	1	26/09/2013	26/09/2013
	MBDIN	1	26/05/2013	26/05/2013
	MIANWALI	1	07/02/2013	07/02/2013
Grand Total		93	14/01/2013	31/12/2013



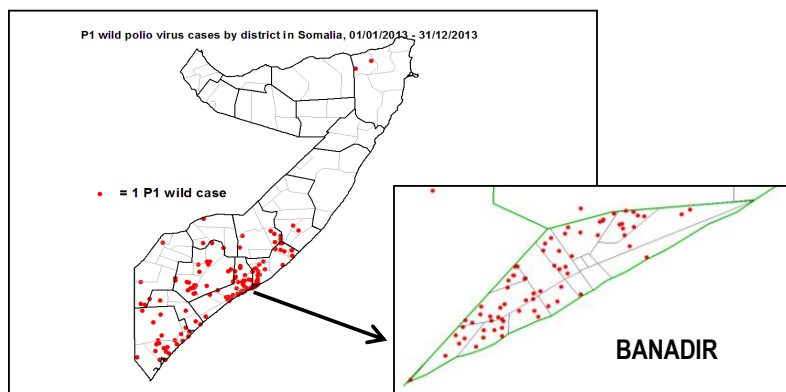
Non polio AFP rate in Somalia by province, 01/01/2014 - 16/03/2014



Percent of AFP cases with adequate samples and compatible cases in Somalia by province, 01/01/2014 - 16/03/2014



P1 wild polio virus cases by district in Somalia, 01/01/2013 - 31/12/2013



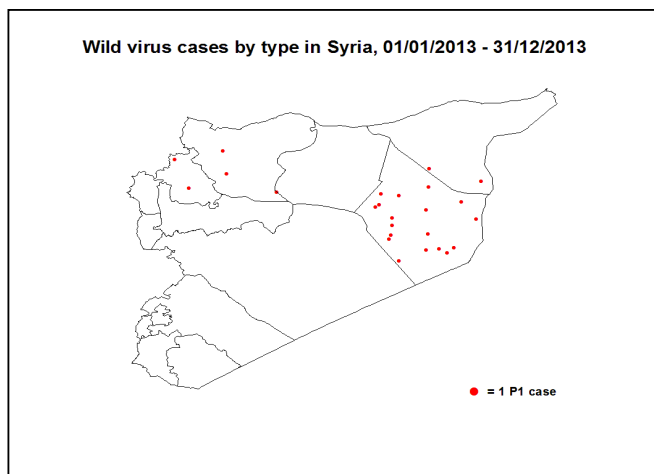
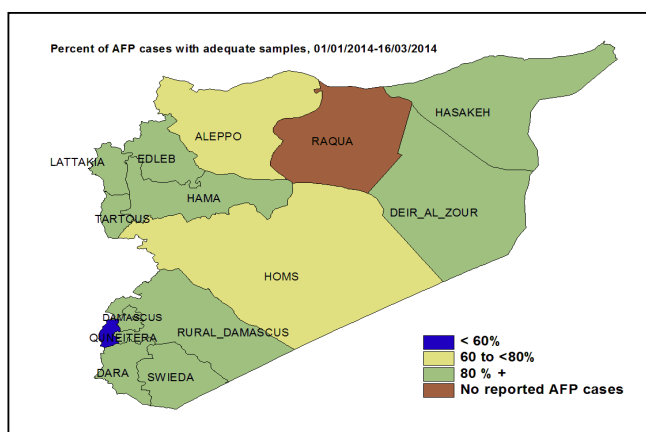
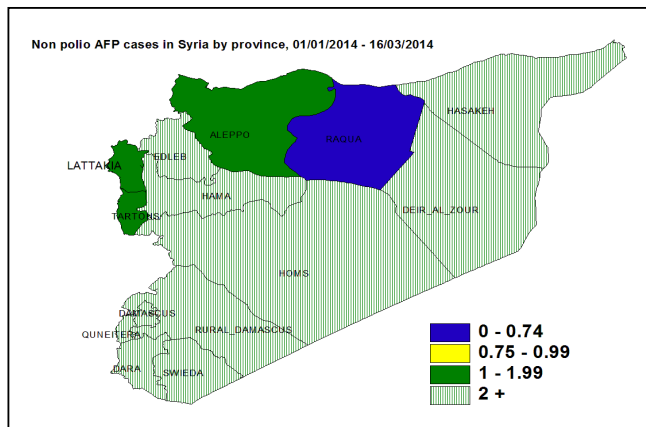
Wild Polio cases by district and date of onset of paralysis, Somalia 2013 - 2014

PROVINCE	DISTRICT	Count	First case	Last case
☐ BARI	BOSSASO	2	21/11/2013	20/12/2013
☐ GEDO	BARDERA	3	28/08/2013	26/11/2013
	BELET HAWA	1	28/06/2013	28/06/2013
	KURTUNWAAREY	4	03/06/2013	09/10/2013
☐ LOWER SHABELLE	MARKA	11	30/05/2013	30/09/2013
	WANLEWEYNE	6	08/06/2013	18/07/2013
	QORYOLEY	2	23/05/2013	08/07/2013
	AFGOI	10	12/05/2013	20/06/2013
	AWDHEEGLE	1	11/06/2013	11/06/2013
	BRAVA	1	17/05/2013	17/05/2013
	AFMADOW / HAGAR	4	14/07/2013	01/10/2013
☐ LOWER JUBA	KISMAYO	13	17/05/2013	02/09/2013
	BADADE	1	04/08/2013	04/08/2013
	JAMAAME EAST	2	26/05/2013	24/07/2013
	JAMAAME WEST	2	29/06/2013	05/07/2013
	JILIB WEST	1	28/06/2013	28/06/2013
☐ HIRAN	MAHAS	5	12/06/2013	29/09/2013
	BULO BURTI	2	19/07/2013	02/08/2013
☐ BAKOOL	WAJID	1	24/09/2013	24/09/2013
	EL BARDE	1	12/06/2013	12/06/2013
☐ BAY	BAIDOA	7	10/06/2013	19/09/2013
	DINSOR	12	06/06/2013	18/08/2013
	BURHAKABA	4	26/04/2013	08/08/2013
☐ MIDDLE JUBA	BUAALE	1	25/08/2013	25/08/2013
	SALAGLE	2	07/07/2013	10/08/2013
	JILIB EAST	2	29/05/2013	02/08/2013
☐ MIDDLE SHABELLE	JOWHAR	4	08/06/2013	14/08/2013
	RUNINGOD	2	23/07/2013	08/08/2013
	BALAD	6	13/06/2013	07/08/2013
	ADEN YABAL	5	24/05/2013	22/07/2013
	ADALE	1	09/07/2013	09/07/2013
	MAHADAY	1	14/06/2013	14/06/2013
☐ GALGADUD	GALHARERI	1	30/07/2013	30/07/2013
	EL BUR	1	14/07/2013	14/07/2013
☐ BANADIR	DHARKENLEY	6	04/05/2013	19/07/2013
	HODAN	13	17/04/2013	14/07/2013
	HELIWA	9	05/05/2013	14/07/2013
	DAYNILE	7	09/05/2013	11/07/2013
	YAQSHID	9	21/05/2013	11/07/2013
	WARDIGLEY	8	13/05/2013	30/06/2013
	WABERI	3	20/05/2013	25/06/2013
	KARAN	3	26/05/2013	09/06/2013
	HAMAR JABJAB	3	18/04/2013	08/06/2013
	MEDINA	8	12/05/2013	04/06/2013
	HAWALWADAG	1	29/05/2013	29/05/2013
	HAMARWEYNE	1	21/05/2013	21/05/2013
	ABDULAZIZ	1	19/05/2013	19/05/2013
	Grand Total		194	17/04/2013



World Health Organization – Regional Office for Eastern Mediterranean
AFP SURVEILLANCE
 Week 11, ending 16 March 2014

17-Mar-14
 Number 806



Wild cases are plotted within boundaries of province and not by district

Wild Polio cases by district and date of onset of paralysis, Syria 2013 - 2014

PROVINCE	DISTRICT	P1		
		Count	First case	Last case
EDLEB	MARA	1	17/12/2013	17/12/2013
	ADLEB	1	09/11/2013	09/11/2013
HASAKEH	HASAKEH	1	14/12/2013	14/12/2013
	RAS,AL,IEN	1	28/11/2013	28/11/2013
DEIR_AL_ZOUR	DIER,ALZOUR	1	14/11/2013	14/11/2013
	MAYADEEN	17	10/09/2013	11/11/2013
ALEPPO	ALEPPOCITY	1	10/11/2013	10/11/2013
	ATAREB	1	08/11/2013	08/11/2013
	FARDOUS	1	14/07/2013	14/07/2013
Grand Total		25	14/07/2013	17/12/2013



**Circulating VDPV cases and date of onset of paralysis in EMR countries by districts
2013-2014**

Year	COUNTRY	PROVINCE	DISTRICT	cVDP2			cVDP3		
				Count	First Case	Last Case	Count	First Case	Last Case
2013	AFG	KANDAHAR	SHAHWALIKOT	1	13/03/2013	13/03/2013			
		HILMAND	NAD-E-ALI	2	22/01/2013	20/02/2013			
	AFG Total			3	22/01/2013	13/03/2013			
	PAK	FATA	WAZIR-N	41	10/04/2013	30/12/2013			
			MOHMAND	1	13/07/2013	13/07/2013			
		SINDH	KHIGADAP	4	21/02/2013	03/07/2013			
		BALOCHISTAN	MASTUNG	1	27/06/2013	27/06/2013			
			JAFARABAD	1	11/01/2013	11/01/2013			
	PAK Total			48	11/01/2013	30/12/2013			
	SOM	LOWER SHABELLE	AFGOI	1	09/01/2013	09/01/2013			
	SOM Total			1	09/01/2013	09/01/2013			
	YEM	SAADAH	SAHAR				1	12/07/2013	12/07/2013
YEM Total						1	12/07/2013	12/07/2013	
2013 Total				52	09/01/2013	30/12/2013	1	12/07/2013	12/07/2013
2014	PAK	FATA	WAZIR-N	4	03/01/2014	03/02/2014			
			FR BANNU	2	24/01/2014	27/01/2014			
	PAK Total			6	03/01/2014	03/02/2014			
2014 Total				6	03/01/2014	03/02/2014			

In 2013, 1 AFP case in Somalia was identified as VDPV by contact