



World Health Organization – Regional Office for Eastern Mediterranean

AFP SURVEILLANCE

4-Aug-14

Week 31, ending 03 August 2014

Number 826

Table 1: Acute Flaccid Paralysis (AFP) cases by week of onset

Country	Reported AFP cases by week of onset - Week (31/14)/ Ending on : 03/08/2014														
	Total AFP 2012	Total AFP 2013	Total AFP to date, 2014	W 20 18 May 14	W 21 25 May 14	W 22 01 Jun 14	W 23 08 Jun 14	W 24 15 Jun 14	W 25 22 Jun 14	W 26 29 Jun 14	W 27 06 Jul 14	W 28 13 Jul 14	W 29 20 Jul 14	W 30 27 Jul 14	W 31 03 Aug 14
Afghanistan	1829	1897	1332	51	42	46	49	35	58	39	42	35	34	17	1
Bahrain	19	12	13	2	1	0	1	0	0	1	0	0	0	0	0
Djibouti	6	7	1	0	0	0	0	0	0	0	0	0	0	0	0
Egypt	1022	1007	562	17	17	12	19	18	22	17	21	11	14	3	0
Iran	689	708	441	30	31	19	27	15	16	13	11	7	5	1	0
Iraq	467	444	370	17	21	20	16	12	7	12	6	7	2	0	0
Jordan ****	34	35	25	1	1	5	0	1	2	1	0	0	1	0	0
Kuwait	36	39	12	0	0	0	0	2	0	0	0	0	0	0	0
Lebanon ****	24	33	19	1	0	1	1	0	0	0	0	0	0	0	0
Libya	42	58	29	1	1	1	0	0	0	2	1	0	0	0	0
Morocco	81	106	71	2	2	2	3	3	1	2	0	5	0	1	0
Oman	31	20	12	0	1	1	2	0	1	1	0	0	1	0	0
Pakistan	5036	4789	2528	110	112	111	91	87	78	72	60	41	9	1	0
Palestine ****	21	38	13	0	1	1	0	0	0	0	1	1	0	0	0
Qatar	13	8	5	0	0	0	0	1	1	0	1	0	0	0	0
Saudi Arabia	227	220	123	7	4	5	3	7	5	1	2	4	3	1	0
Somalia	148	546	255	8	7	17	13	11	6	5	2	6	2	0	0
Sudan	384	410	219	7	12	7	8	10	9	7	9	6	3	0	0
South Sudan	326	294	0	South Sudan has now moved to the African Region starting October 2013											
Syria ****	109	180	141	7	2	2	5	4	5	7	4	1	1	0	0
Tunisia	61	43	24	3	0	0	0	0	1	1	2	0	0	0	0
U.A.E	40	31	11	1	0	0	0	1	1	0	1	1	0	0	0
Yemen	475	614	302	6	9	1	10	3	11	8	5	7	5	1	0
Total EMR	11120	11539	6508	271	264	251	248	210	224	189	168	132	80	25	1

No data = No report received

Table 2: Confirmed polio cases by month of onset

Country	Total year 2012	Total year 2013	03/08		Confirmed polio cases by month of onset											
			2013	2014	September 2013	October 2013	November 2013	December 2013	January 2014	February 2014	March 2014	April 2014	May 2014	June 2014	July 2014	August 2014
Afghanistan	37	14	4	8	3	0	3	2	2	1	0	1	2	2	0	0
Bahrain	0	0	0	0	0	0	0	0	0	0	0	0	0	0	0	0
Djibouti	0	0	0	0	0	0	0	0	0	0	0	0	0	0	0	0
Egypt	0	0	0	0	0	0	0	0	0	0	0	0	0	0	0	0
Iran	0	0	0	0	0	0	0	0	0	0	0	0	0	0	0	0
Iraq	0	0	0	2	0	0	0	0	0	1	0	1	0	0	0	0
Jordan ****	0	0	0	0	0	0	0	0	0	0	0	0	0	0	0	0
Kuwait	0	0	0	0	0	0	0	0	0	0	0	0	0	0	0	0
Lebanon ****	0	0	0	0	0	0	0	0	0	0	0	0	0	0	0	0
Libya	0	0	0	0	0	0	0	0	0	0	0	0	0	0	0	0
Morocco	0	0	0	0	0	0	0	0	0	0	0	0	0	0	0	0
Oman	0	0	0	0	0	0	0	0	0	0	0	0	0	0	0	0
Pakistan	58	93	25	104	19	14	10	17	17	18	14	17	16	17	5	0
Palestine ****	0	0	0	0	0	0	0	0	0	0	0	0	0	0	0	0
Qatar	0	0	0	0	0	0	0	0	0	0	0	0	0	0	0	0
Saudi Arabia	0	0	0	0	0	0	0	0	0	0	0	0	0	0	0	0
Somalia	0	194	165	4	7	2	2	1	0	0	0	0	2	2	0	0
Sudan	0	0	0	0	0	0	0	0	0	0	0	0	0	0	0	0
South Sudan	0	0	0	0	South Sudan has now moved to the African Region starting October 2013											
Syria ****	0	35	1	1	7	15	9	3	1	0	0	0	0	0	0	0
Tunisia	0	0	0	0	0	0	0	0	0	0	0	0	0	0	0	0
U.A.E	0	0	0	0	0	0	0	0	0	0	0	0	0	0	0	0
Yemen	0	0	0	0	0	0	0	0	0	0	0	0	0	0	0	0
Total EMR	95	336	195	119	36	31	24	23	20	20	14	19	20	21	5	0

**** UNRWA cases are included with those of country of residence



Table 3: Investigation of AFP cases with paralysis onset in 2013 & 2014 up to Week (31/14)/ Ending on : 03/08/2014)

COUNTRY	2013											2014											Latest line List Date			
	AFP									Specimen	Wild isolates ****		AFP									Specimen		Wild isolates ****		
	Total AFP cases onset 2013	Case classification					Non polio AFP rate **	AFP cases pending classification > 90 days from onset of paralysis	AFP cases pending classification and lab > 90 days from onset of paralysis		% with *** adequate specimens	Wild P1 Poliovirus	Wild P3 Poliovirus	Total AFP cases onset 2014	Case classification					Annualized Non polio AFP rate **	AFP cases pending classification > 90 days from onset of paralysis			AFP cases pending classification and lab > 90 days from onset of paralysis	% with *** adequate specimens	Wild P1 Poliovirus
		Total Confirmed Polio Cases *	Polio Compatible	Pending Classification	Discarded (non polio AFP)	VDPV				Discarded (non polio AFP)					VDPV	Discarded (non polio AFP)	VDPV	Discarded (non polio AFP)	VDPV							
Afghanistan	1897	14	4	0	1875	4	9.9	0	0	93.0	14	0	1332	8	0	146	1178	0	11.9	9	0	93.1	8	0	03/08/2014	
Bahrain	12	0	0	0	12	0	4.4	0	0	91.7	0	0	13	0	0	3	10	0	8.1	0	0	100.0	0	0	03/08/2014	
Djibouti	7	0	0	2	5	0	2.4	2	0	85.7	0	0	1	0	0	1	0	0	0.6	1	0	0.0	0	0	02/08/2014	
Egypt	1007	0	0	0	1007	0	3.0	0	0	92.5	0	0	562	0	0	67	494	1	2.8	4	0	90.7	0	0	24/07/2014	
Iran	708	0	0	0	707	1	4.0	0	0	95.8	0	0	441	0	0	145	296	2	4.2	0	0	96.4	0	0	02/08/2014	
Iraq	444	0	0	0	444	0	3.1	0	0	84.2	0	0	370	2	0	37	331	0	4.3	15	0	90.0	2	0	23/07/2014	
Jordan	35	0	0	0	35	0	1.4	0	0	91.4	0	0	25	0	0	11	14	0	1.7	0	0	100.0	0	0	27/07/2014	
Kuwait	39	0	0	0	39	0	5.1	0	0	94.9	0	0	12	0	0	2	10	0	2.4	0	0	100.0	0	0	06/07/2014	
Lebanon	33	0	0	0	33	0	2.2	0	0	45.5	0	0	19	0	0	6	13	0	1.7	3	0	57.9	0	0	02/08/2014	
Libya	58	0	0	0	58	0	2.8	0	0	93.1	0	0	29	0	0	3	26	0	2.4	0	0	100.0	0	0	26/07/2014	
Morocco	106	0	0	0	106	0	1.0	0	0	73.6	0	0	71	0	0	31	40	0	1.2	18	1	66.2	0	0	01/08/2014	
Oman	20	0	0	0	20	0	2.5	0	0	95.0	0	0	12	0	0	1	11	0	2.6	0	0	91.7	0	0	03/08/2014	
Pakistan	4789	93	23	0	4625	48	6.0	0	0	88.8	93	0	2528	104	0	220	2185	20	5.3	76	5	90.9	104	0	03/08/2014	
Palestine	38	0	0	0	38	0	2.2	0	0	94.7	0	0	13	0	0	4	9	0	1.3	0	0	100.0	0	0	03/08/2014	
Qatar	8	0	0	0	8	0	3.4	0	0	100.0	0	0	5	0	0	5	0	0	2.8	1	0	100.0	0	0	20/07/2014	
Saudi Arabia	220	0	0	0	220	0	2.4	0	0	96.4	0	0	123	0	0	39	84	0	2.3	0	0	95.9	0	0	03/08/2014	
Somalia	546	194	15	0	336	1	6.4	0	0	86.8	194	0	255	4	0	17	234	0	7.6	2	0	96.1	4	0	27/07/2014	
Sudan	410	0	0	0	409	1	2.6	0	0	97.6	0	0	219	0	0	15	204	0	2.2	1	0	96.3	0	0	24/07/2014	
South Sudan	294	0	0	0	294	0	3.5	0	0	93.5	0	0	South Sudan has now moved to the African Region starting October 2013											02/07/2014		
Syria	180	35	12	0	133	0	1.7	0	0	67.2	35	0	141	1	0	14	126	0	3.1	0	0	90.8	1	0	23/07/2014	
Tunisia	43	0	0	0	43	0	1.6	0	0	74.4	0	0	24	0	0	2	22	0	1.6	0	0	87.5	0	0	01/08/2014	
U.A.E	31	0	0	0	31	0	3.1	0	0	100.0	0	0	11	0	0	2	9	0	1.8	0	0	100.0	0	0	03/08/2014	
Yemen	614	0	0	0	613	1	5.1	0	0	91.4	0	0	302	0	0	34	268	0	4.2	1	0	95.4	0	0	03/08/2014	
EMR	11539	336	54	2	11091	56	4.6	2	0	90.2	336	0	6508	119	0	805	5564	23	4.4	131	6	92.1	119	0		
2012 #	11120	95	15	0	10973	40	4.5	0	0	90.6	93	3														

* Confirmed polio cases refer to wild isolation from AFP cases or from contacts of negative index AFP cases

** Non-polio AFP per 100,000 children <15 years

*** Adequate here refers to two stool specimens collected at least 24 hours apart, within 14 days of paralysis onset

**** AFP cases co infected with P1 and P3 are counted separately as wild isolates

In 2012, 1 AFP case in Pakistan had co-infection P1 & P3 from 2 contacts P1 & P3



AFP SURVEILLANCE

4-Aug-14

Week 31, ending 03 August 2014

Number 826

Table 4: Investigation of contacts of AFP cases with paralysis onset in 2014 up to Week (31/14)/ Ending on : 03/08/2014

Country	No. of AFP cases	No. of eligible AFP cases for contact sampling*	% of eligible AFP cases with contact samplings	% of eligible AFP cases with 3+ contacts	Total number of Contacts*	% of contacts under 5 years	% of contacts with specimens collected within 7 days of notification of index	% Contact specimens in lab within 3 days of collection	% Contact specimens positive for NPEV	% Contact specimens positive for Sabin like virus	No. of contacts positive for wild virus	% of wild polio virus isolation from contacts	No. of Contacts positive for VDPVs	No. of -ve index AFP cases identified positive by contact	No. of district identified infected from contacts
Afghanistan	1332	92	85.9	85.9	606	96.4	68.3	31.5	26.0	5.2	0	0.0		0	0
Bahrain	13	0			0						0			0	0
Djibouti	1	1	100.0	0.0	1	0.0	100.0				0			0	0
Egypt	562	56	62.5	62.5	194	87.6	50.5	98.4	10.9	0.5	0	0.0		0	0
Iran	441	16	100.0	93.8	79	69.6	39.2	68.4	2.5	7.6	0	0.0		0	0
Iraq	370	37	81.1	54.1	170	60.6	12.4	75.9	9.5	5.1	1	0.6		0	0
Jordan	25	0			0						0			0	0
Kuwait	12	0			21	33.3	100.0	100.0	16.7	8.3	0	0.0		0	0
Lebanon	19	8	75.0	62.5	19	26.3	78.9	31.6	10.5	5.3	0	0.0		0	0
Libya	29	0			0						0			0	0
Morocco	71	24	29.2	29.2	44	38.6	54.5	72.2	2.8	0.0	0	0.0		0	0
Oman	12	1	0.0	0.0	32	84.4	68.8	100.0	21.9	6.3	0	0.0		0	0
Pakistan	2528	230	70.4	64.3	638	86.5	55.8	71.6	22.1	6.5	4	0.7	2	1	0
Palestine	13	0			0						0			0	0
Qatar	5	0			0						0			0	0
Saudi Arabia	123	5	100.0	80.0	16	75.0	18.8	100.0	0.0	0.0	0	0.0		0	0
Somalia	255	10	80.0	80.0	680	91.6	96.0	23.4	6.9	5.6	0	0.0		0	0
Sudan	219	8	62.5	62.5	123	82.9	67.5	35.8	9.2	3.7	0	0.0		0	0
South Sudan	South Sudan has now moved to the African Region starting October 2013														
Syria	141	13	69.2	30.8	198	30.8	87.4	52.1	2.1	4.3	0	0.0		0	0
Tunisia	24	3	33.3	0.0	10	30.0	60.0	80.0	10.0	0.0	0	0.0		0	0
U.A.E.	11	0			0						0			0	0
Yemen	302	14	100.0	100.0	816	55.0	79.3	12.6	11.9	3.0	0	0.0		0	0
Grand Total 2014	6508	518	73.0	66.4	3647	76.0	70.4	42.5	14.2	4.6	5	0.2	2	1	0
Grand Total 2013	11539	1148	77.5	72.1	8052	79.5	73.6	37.8	17.1	5.9	316	4.3	2	57	20

* Eligible refers to AFP cases with inadequate stool specimens

Number and distribution by district of -ve index AFP cases identified wild P1 by contact in EMR, 2014: Non

** Total number of contacts from eligible AFP cases and from other AFP cases as per with country criteria for contact sampling

Last wild contacts in EMR, 01/01/2013-03/08/2014

Year	Country	Data	Date of Most Recent stool collection
		Count of wild contacts	
2013	Syria	3	04/02/14
	Afghanistan	1	01/01/14
	Pakistan	7	21/12/13
	Somalia	305	30/11/13
2013 Total		316	04/02/14
2014	Pakistan	4	11/04/14
	IRQ	1	26/02/14
2014 Total		5	11/04/14

COUNTRY	PROVINCE	DISTRICT	Count	First case	Last case
PAK	KHYBER PAKHTOO	BANNU	1	03/03/14	03/03/14
PAK Total			1	03/03/14	03/03/14
Grand Total			1	03/03/14	03/03/14



Table 5: Laboratory investigation of AFP cases with paralysis onset in 2014 up to Week (31/14)/ Ending on : 03/08/2014)

Country	Polio laboratories Sequencing performed by CDC and RIVM laboratories	AFP cases with specimens	Preliminary virus isolation results of AFP cases						Poliovirus intratypic differentiation results #										Indicators				Latest report Date							
			Referred for ITD		NPEV only	Negative	Pending		Type 1			Type 2			Type 3			Discordant pending sequence	NPEV by PCR	Non-EV	Pending ITD	% specimens positive for NPEV*		% AFP cases with culture results within 14 days	% AFP cases with ITD results within 7 days	% AFP cases with ITD results within 45 days of onset**				
			L20B+	L20B+NPEV			received < / = 14 days	received > 14 days ago	Wild	Sabin	VDPV	Wild	Sabin	VDPV	Wild	Sabin	VDPV													
Afghanistan	RRL Pakistan	1289	82	7	233	927	37	3	8	47			17			36				1			18%	100%	99%	98%	02/08/14			
Bahrain	PNL Oman	13			5	8																38%	100%		92%	03/08/14				
Djibouti	NPL Kenya	1						1																		02/08/14				
Egypt***	RRL Egypt	544	20	5	73	410	6	30		11			5	1		11				3	1		13%	99%	96%	100%	22/07/14			
Iran	NPL Iran	446	8		11	418	9			3			1			2				2			2%	100%	100%	99%	02/08/14			
Iraq	NPL Iraq, RRL Egypt	369	22		52	274	6	15	2	9			3			14						14%	100%	100%	86%	23/07/14				
Jordan	NPL Jordan, RRL Tunisia	25			2	23																11%	100%			03/08/14				
Kuwait	RRL Kuwait	10				7		3														7%	100%		100%	11/05/14				
Lebanon	RRL Egypt	20	1			18		1					1									4%	100%	100%	95%	22/07/14				
Libya	RRL Tunisia	28			2	26																7%	100%		100%	23/07/14				
Morocco	NPL Morocco, RRL Tunisia	57	2		4	51				2			2			2						6%	100%	50%	93%	01/08/14				
Oman	NPL Oman	12			2	10																19%	100%		100%	03/08/14				
Pakistan	RRL Pakistan	2728	250	25	534	1798	120	1	103	74			42	18		72				5	2		18%	100%	99%	98%	02/08/14			
Palestine & UNRWA		13			2	11																15%	0%		100%	03/08/14				
Qatar	NPL Oman	5				5																0%	100%		100%	03/08/14				
Saudi Arabia	NPL Saudi Arabia, NPL Oman	119	1		3	107	2	6								1						2%	100%	100%	100%	21/07/14				
Somalia	NPL Kenya	255	28		23	192		12	4	16						17						9%	8%		91%	27/07/14				
Sudan	NPL Sudan, RRL Egypt	219	3		31	176	8	1					4			1				1		13%	95%	100%	100%	03/08/14				
South Sudan	NPL Kenya								South Sudan has now moved to the African Region starting October 2013																					02/07/14
Syria	NPL Syria, RRL Tunisia	139	13		2	120	2	2	1	2			5			9				7			2%	99%	100%	76%	02/08/14			
Tunisia	RRL Tunisia	24			1	23																6%	100%		100%	23/07/14				
U.A.E	NPL Oman	9				9																0%	100%		78%	03/08/14				
Yemen	RRL Egypt	291	16	2	39	213		19		10			7			8					1	12%	100%	100%	99%	22/07/14				
Total EMR 2014		6616	446	39	1019	4826	190	94	118	174			87	19		173				14	7	2	14%	96%	99%	98%				
Total EMR 2013		11357	826	56	1815	8658			271	285			146	56		275	1			3	16	12	15%	92%	98%	96%				

* Specimens from all sources including non-AFP cases, excluding environmental samples

** This indicator reflects surveillance and laboratory activities

Total wild P1 cases for Syria in 2013 is 35 cases. Table (5) in Poliofax reflecting lab data shows only 27 wild cases as the over 8 cases were cross notified and not processed in



World Health Organization – Regional Office for Eastern Mediterranean
AFP SURVEILLANCE

Week 31, ending 03 August 2014

4-Aug-14
Number 826

*** Environmental surveillance initiated in **Egypt** in September 2000.

Result	2010	2011	2012	2013	2014
Negative	183	178	196	304	173
Pending					19
Wild			2		
VDPVP2			7	3	1
VDPVP1			1		1
Sabin	233	270	205	165	16
Total	416	448	411	472	210

YEA	Province	Site	Count	First date	Last Date	
2013	VDPVP2	CAIRO	AL HAGGANA 2	1	08/01/13	08/01/13
		FAYOUM	FAYOUM CITY	1	14/04/13	14/04/13
		MINYA	AQURQAS	1	04/03/13	04/03/13
	VDPVP2 Total			3	08/01/13	14/04/13
2014	VDPVP2	GIZA	AL WASLA	1	04/03/14	04/03/14
	VDPVP2 Total			1	04/03/14	04/03/14
	VDPVP1	QALUBIA	BENHA	1	20/04/14	20/04/14
VDPVP1 Total			1	20/04/14	20/04/14	

****Environmental surveillance initiated in **Pakistan** in August 2009.

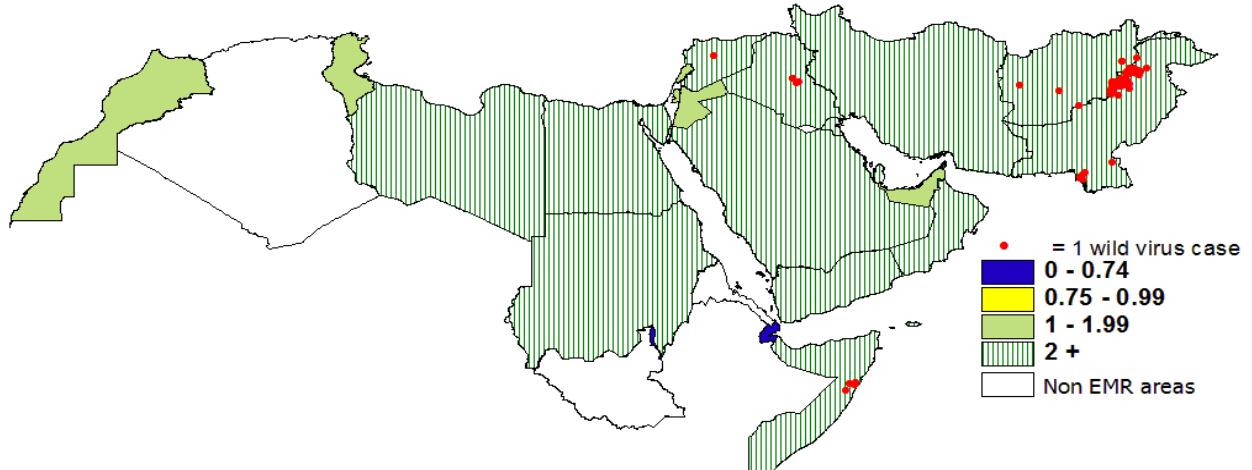
Status	2009	2010	2011	2012	2013	2014
Negative	27	77	68	150	265	163
pending						37
Wild	18	79	136	89	66	46
Grand Total	45	156	204	239	331	246

Year	SITEDIST	SITENAME	Count Wild	First date	Last date
2014	KHI.BALDIA TOWN	SAJJAN GOTH	1	27/01/2014	27/01/2014
		BALDIA COMPOSITE	2	08/01/2014	08/05/2014
	KHI.GADAP TOWN	COMPOSITE SAMPLE	5	10/01/2014	15/05/2014
		SOHRAB GOTH	3	22/01/2014	22/04/2014
	KHI.GULSHAN-E-IQ	CHAKORA NULLA	3	04/02/2014	01/04/2014
		RASHID MINHAS RD LAY	5	17/01/2014	20/05/2014
	LAHORE	GULSHAN RAVI STATION	1	05/05/2014	05/05/2014
		OUTFALL STATION	8	12/04/2014	12/06/2014
	PESHAWAR	LARA MA	4	25/01/2014	24/06/2014
		SHAHEEN TOWN	5	10/01/2014	10/04/2014
	RAWALPINDI	SAFDAR ABAD	1	28/01/2014	28/01/2014
		DHOKE DALLAL	1	21/05/2014	21/05/2014
	QUETTA	JATAK KILLI & TAKHTHANI BY PASS	2	31/03/2014	28/05/2014
		SUR PUL	2	20/03/2014	20/06/2014
SUKKUR	MIANI PUMPING STATION	1	05/06/2014	05/06/2014	
HYDERABAD	TULSIDAS PUMPING STATION	2	06/05/2014	06/06/2014	
2014 Total			46	08/01/2014	24/06/2014

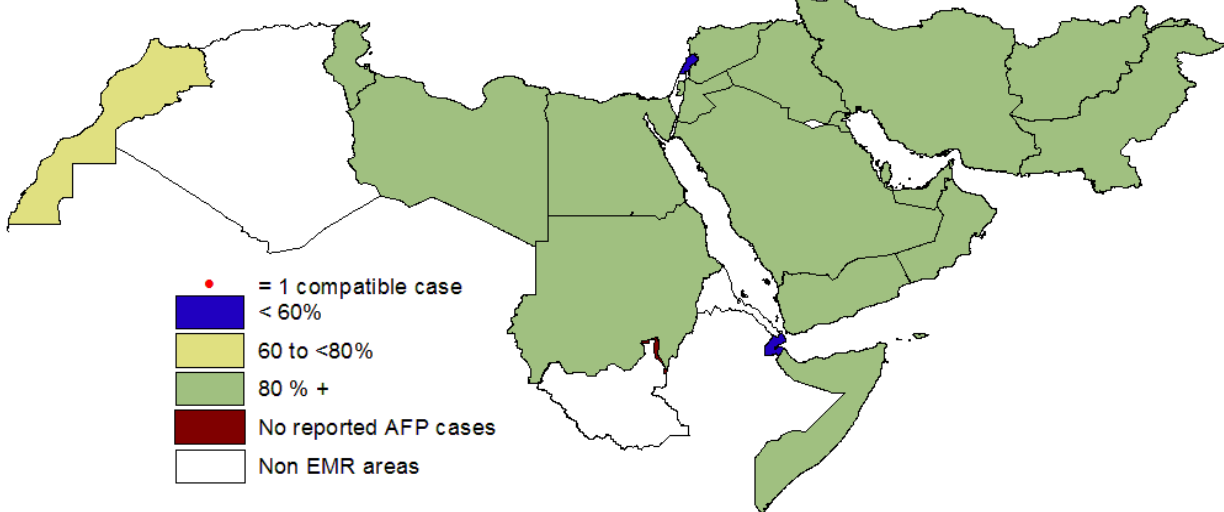
Environmental Surveillance in Palestine 2013-2014					
Year	Result	Site	Count	First Date	Last Date
2013	Wild P1	Gaza Rafah - Tel Sultan	4	18/08/13	17/11/13
		West Bank - Tulkarem	1	30/06/13	30/06/13
		West Bank - Hebron	1	01/09/13	01/09/13
		West Bank - Salfit	1	01/09/13	01/09/13
2014	Wild P1	Gaza Rafah - Sheik Ajlun	1	05/01/14	05/01/14



Non polio AFP rate and wild virus in EMR, 01/01/2014 - 03/08/2014



Percent of AFP cases with adequate samples and compatible cases in EMR, 01/01/2014 - 03/08/2014

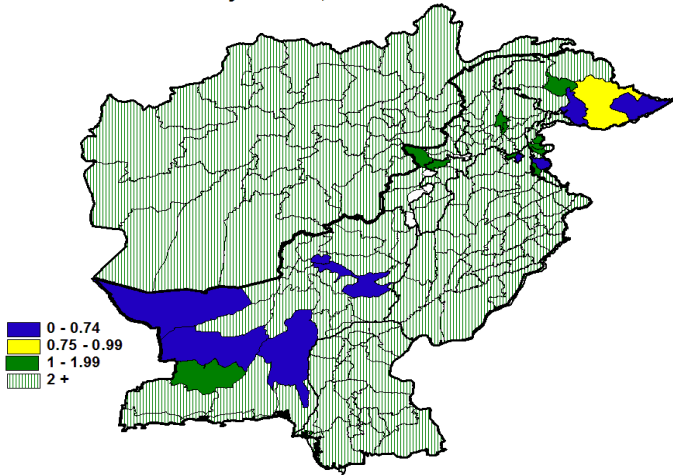


Wild polio cases by country and date of onset of paralysis in EMR, 2013-2014

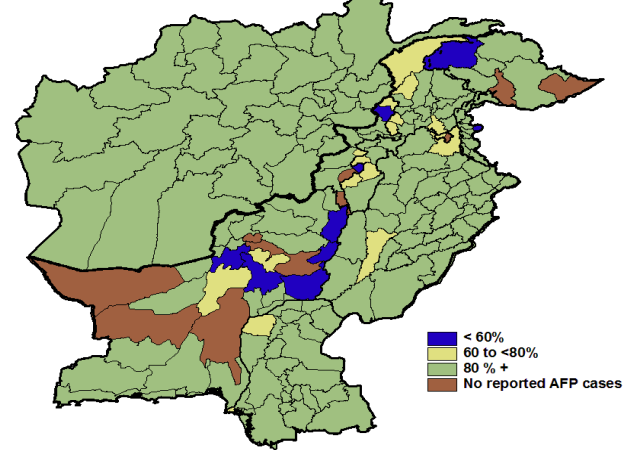
Year	COUNTRY	P1			Total Count	Total First Case	Total Last Case
		Count	First Case	Last Case			
2013	AFG	14	31/01/13	20/12/13	14	31/01/13	20/12/13
	PAK	93	14/01/13	31/12/13	93	14/01/13	31/12/13
	SOM	194	17/04/13	20/12/13	194	17/04/13	20/12/13
	SYR	35	14/07/13	28/12/13	35	14/07/13	28/12/13
2013 Total		336	14/01/13	31/12/13		14/01/13	31/12/13
2014	AFG	8	14/01/14	17/06/14	8	14/01/14	17/06/14
	IRQ	2	10/02/14	07/04/14	2	10/02/14	07/04/14
	PAK	104	03/01/14	09/07/14	104	03/01/14	09/07/14
	SOM	4	11/05/14	03/06/14	4	11/05/14	03/06/14
	SYR	1	21/01/14	21/01/14	1	21/01/14	21/01/14
2014 Total		119	03/01/14	09/07/14		03/01/14	09/07/14



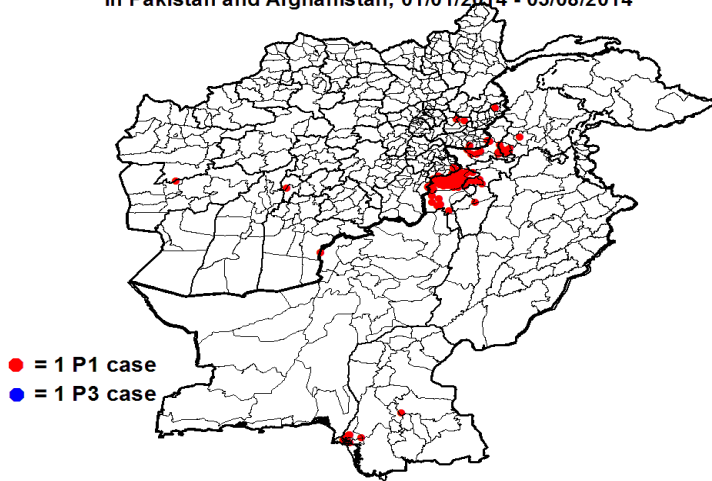
Non polio AFP rate in Afghanistan by province and Pakistan by district, 01/01/2014 - 03/08/2014



Percent of AFP cases with adequate samples in Afghanistan by province and Pakistan by district, 01/01/2014 - 03/08/2014



Wild virus cases by type and district in Pakistan and Afghanistan, 01/01/2014 - 03/08/2014



Wild polio cases by district and date of onset of paralysis in Pakistan, 2014

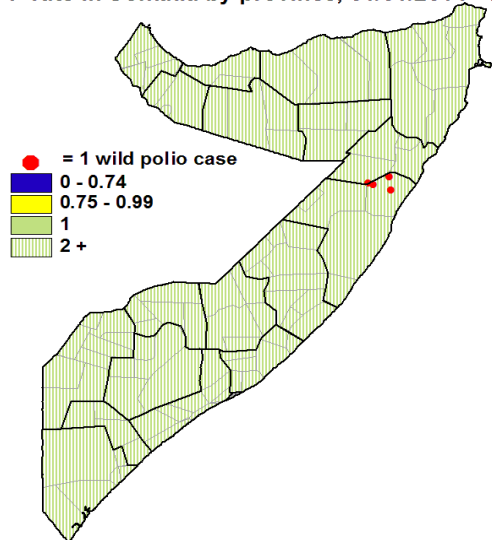
PROVINCE	DISTRICT	P1		
		Count	First case	Last case
FATA	WAZIR-S	7	12/02/14	09/07/14
	KHYBER	10	12/01/14	06/07/14
	WAZIR-N	57	03/01/14	24/06/14
	FR BANNU	2	14/02/14	02/05/14
KHYBER PAKHTOON	PESHAWAR	7	31/01/14	04/07/14
	LAKKIMRWT	1	24/06/14	24/06/14
	BANNU	9	26/01/14	16/06/14
	MARDAN	1	15/06/14	15/06/14
BALOCHISTAN	KABDULAH	1	02/07/14	02/07/14
SINDH	SANGHAR	1	24/06/14	24/06/14
	KHIGADAP	4	26/03/14	21/06/14
	KHILANDHI	1	06/06/14	06/06/14
	KHISITE	1	04/05/14	04/05/14
	KHIORANGI	1	30/03/14	30/03/14
	KHIBALDIA	1	10/02/14	10/02/14
Grand Total		104	03/01/14	09/07/14

Wild polio cases by district and date of onset of paralysis in Afghanistan, 2014

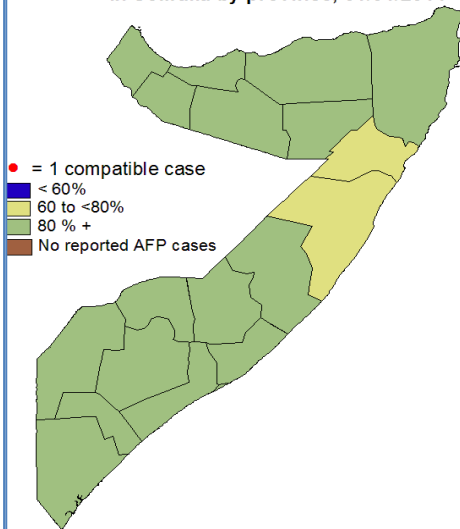
PROVINCE	DISTRICT	P1		
		Count	First case	Last case
KHOST	TEREZAYI	1	17/06/14	17/06/14
FARAH	KHAK-E-SAFED	1	03/06/14	03/06/14
URUZGAN	DEHRAWUD	1	20/05/14	20/05/14
NANGARHAR	ACHIN	1	15/05/14	15/05/14
	MUHMAND DARA	1	25/02/14	25/02/14
LAGHMAN	ALINGAR	2	14/01/14	06/04/14
KUNAR	GHAZIABAD	1	31/01/14	31/01/14
Grand Total		8	14/01/14	17/06/14



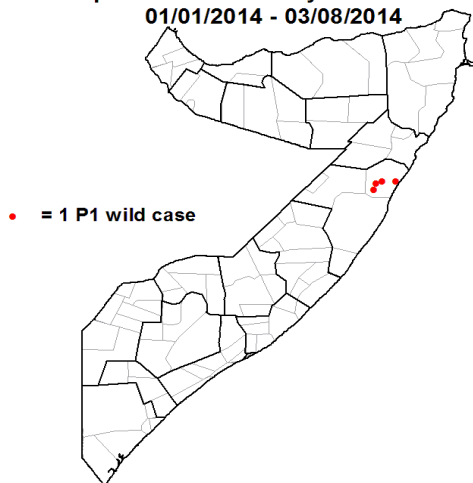
Non polio AFP rate in Somalia by province, 01/01/2014 - 03/08/2014



Percent of AFP cases with adequate samples and compatible cases in Somalia by province, 01/01/2014 - 03/08/2014

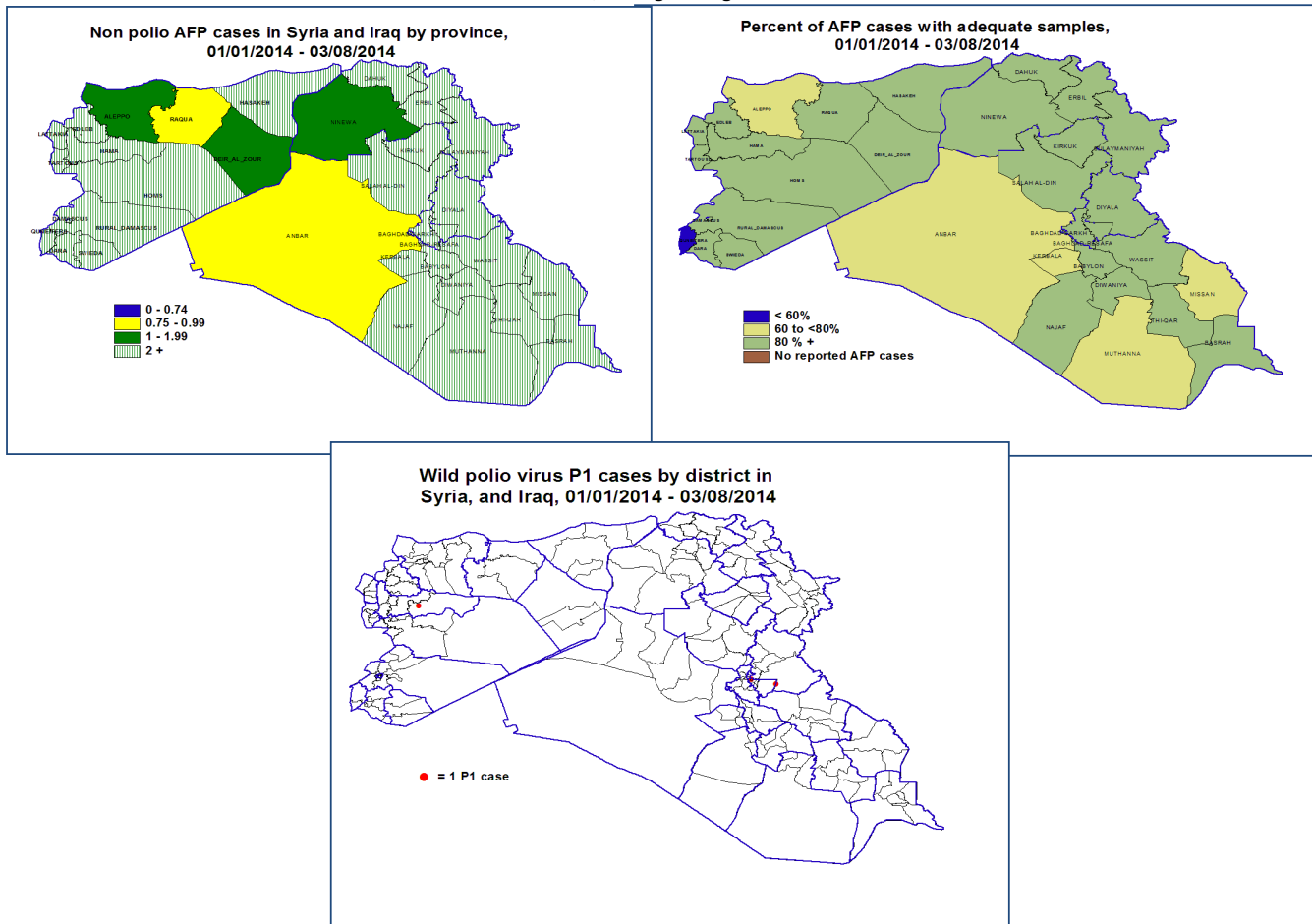


P1 wild polio virus cases by district in Somalia, 01/01/2014 - 03/08/2014



Wild polio cases by district and date of onset of paralysis in Somalia, 2014

Year	PROVINCE	DISTRICT	Count	First case	Last case
2014	MUDUG	JARIBAN	4	11/05/14	03/06/14
2014 Total			4	11/05/14	03/06/14
Grand Total			4	11/05/14	03/06/14



Wild polio cases by district and date of onset of paralysis in Syria, 2014

COUNTRY	PROVINCE	DISTRICT	P1		
			Count	First case	Last case
IRQ	BAGHDAD-RESAF	MADA'IN	1	07/04/14	07/04/14
		SHA'B	1	10/02/14	10/02/14
IRQ Total			2	10/02/14	07/04/14
SYR	HAMA	SALAMEYEH	1	21/01/14	21/01/14
SYR Total			1	21/01/14	21/01/14
Grand Total			3	21/01/14	07/04/14



**Circulating VDPV cases and date of onset of paralysis in EMR countries
by districts , 2013-2014**

Year	COUNTRY	PROVINCE	DISTRICT	cVDP2			cVDP3			
				Count	First Case	Last Case	Count	First Case	Last Case	
2013	AFG	KANDAHA	SHAHWALIKOT	1	13/03/13	13/03/13				
		HILMAND	NAD-E-ALI	2	22/01/13	20/02/13				
	AFG Total				3	22/01/13	13/03/13			
	PAK	FATA	WAZIR-N		41	10/04/13	30/12/13			
			MOHMAND		1	13/07/13	13/07/13			
		SINDH	KHIGADAP		4	21/02/13	03/07/13			
		BALOCHIS	MASTUNG		1	27/06/13	27/06/13			
	JAFARABAD			1	11/01/13	11/01/13				
	PAK Total				48	11/01/13	30/12/13			
	SOM	LOWER SH	AFGOI		1	09/01/13	09/01/13			
SOM Total				1	09/01/13	09/01/13				
YEM	SAADAH	SAHAR					1	12/07/13	12/07/13	
YEM Total							1	12/07/13	12/07/13	
2013 Total				52	09/01/13	30/12/13	1	12/07/13	12/07/13	
2014	PAK	FATA	FR BANNU	8	24/01/14	27/05/14				
			WAZIR-N	9	03/01/14	23/05/14				
		KHYBER PA	LAKKIMRWT	1	08/05/14	08/05/14				
			BANNU	1	03/05/14	03/05/14				
	PAK Total				19	03/01/14	27/05/14			
2014 Total				19	03/01/14	27/05/14				

**In 2013, 1 AFP case in Somalia was identified as VDPV by contact
In 2014, 1 AFP case in Pakistan from Khyber district, FATA province with date of onset 27/05/2014 was identified as WPV1 and cVDPV2. The case is classified as wild and reflected in page 2 table (3), pages 6 & 7 of poliofax. Accordingly final number of cVDPV cases in Pakistan in 2014 is (20)**