



## World Health Organization – Regional Office for Eastern Mediterranean

## AFP SURVEILLANCE

8-Sep-14

Week 36, ending 07 September 2014

Number 831

Table 1: Acute Flaccid Paralysis (AFP) cases by week of onset

Country	Reported AFP cases by week of onset - Week (36/14)/ Ending on : 07/09/2014														
	Total AFP 2012	Total AFP 2013	Total AFP to date, 2014	W 25 22 Jun 14	W 26 29 Jun 14	W 27 06 Jul 14	W 28 13 Jul 14	W 29 20 Jul 14	W 30 27 Jul 14	W 31 03 Aug 14	W 32 10 Aug 14	W 33 17 Aug 14	W 34 24 Aug 14	W 35 31 Aug 14	W 36 07 Sept 14
Afghanistan	1829	1897	1552	58	39	44	35	38	29	53	48	41	36	26	
Bahrain	19	12	14	0	1	0	0	0	0	0	0	0	1	0	0
Djibouti	6	7	1	0	0	0	0	0	0	0	0	0	0	0	0
Egypt	1022	1007	677	22	17	21	11	14	5	16	20	28	25	18	6
Iran	689	708	507	16	13	11	7	11	8	20	10	8	12	3	
Iraq	467	444	421	7	13	8	8	9	10	4	8	10	6	2	
Jordan ****	34	35	27	2	1	0	0	1	0	2	0	0	0	0	
Kuwait	36	39	17	0	0	2	1	1	0	0	0	0	1	0	0
Lebanon ****	24	33	23	0	0	0	0	0	1	2	1	0	0		
Libya	42	58	29	0	2	1	0	0							
Morocco	81	106	71	1	2	0	5	0	1						
Oman	31	20	17	1	1	0	0	1	1	2	0	1	0	1	0
Pakistan	5036	4789	2969	84	91	78	78	71	66	55	58	56	36	5	
Palestine ****	21	38	15	0	0	1	1	0	0	0	1	0	1	0	
Qatar	13	8	5	1	0	1	0	0	0	0	0	0	0	0	0
Saudi Arabia	227	220	135	5	1	2	4	4	2	4	2	1	3	0	
Somalia	148	546	298	6	5	2	6	8	4	8	6	13	5	1	
Sudan	384	410	284	9	7	9	7	7	8	12	14	9	12	5	
<b>South Sudan</b>	326	294	South Sudan has now moved to the African Region starting October 2013												
Syria ****	109	180	159	5	7	4	4	2	1	1	1	5	1	5	
Tunisia	61	43	26	1	1	2	0	1	0	1	0	0	0	0	
U.A.E	40	31	13	1	0	1	1	0	1	0	0	1	0	0	
Yemen	475	614	349	11	8	6	7	5	1	9	17	9	8	3	
<b>Total EMR</b>	<b>11120</b>	<b>11539</b>	<b>7609</b>	<b>230</b>	<b>209</b>	<b>193</b>	<b>175</b>	<b>173</b>	<b>138</b>	<b>189</b>	<b>186</b>	<b>182</b>	<b>147</b>	<b>69</b>	<b>6</b>

No data = No report received

Table 2: Confirmed polio cases by month of onset

Country	Total year 2012	Total year 2013	07/09		Confirmed polio cases by month of onset											
			2013	2014	October 2013	November 2013	December 2013	January 2014	February 2014	March 2014	April 2014	May 2014	June 2014	July 2014	August 2014	September 2014
Afghanistan	37	14	6	8	0	3	2	2	1	0	1	2	2			
Bahrain	0	0	0	0	0	0	0	0	0	0	0	0	0	0	0	
Djibouti	0	0	0	0	0	0	0	0	0	0	0	0	0	0	0	
Egypt	0	0	0	0	0	0	0	0	0	0	0	0	0	0	0	
Iran	0	0	0	0	0	0	0	0	0	0	0	0	0	0	0	
Iraq	0	0	0	2	0	0	0	0	1	0	1	0	0	0		
Jordan ****	0	0	0	0	0	0	0	0	0	0	0	0	0	0		
Kuwait	0	0	0	0	0	0	0	0	0	0	0	0	0	0		
Lebanon ****	0	0	0	0	0	0	0	0	0	0	0	0	0	0		
Libya	0	0	0	0	0	0	0	0	0	0	0	0	0	0		
Morocco	0	0	0	0	0	0	0	0	0	0	0	0	0	0		
Oman	0	0	0	0	0	0	0	0	0	0	0	0	0	0		
Pakistan	58	93	37	138	14	10	17	17	18	14	17	16	18	24	14	
Palestine ****	0	0	0	0	0	0	0	0	0	0	0	0	0	0	0	
Qatar	0	0	0	0	0	0	0	0	0	0	0	0	0	0	0	
Saudi Arabia	0	0	0	0	0	0	0	0	0	0	0	0	0	0	0	
Somalia	0	194	183	5	2	2	1	0	0	0	0	2	2	0	1	
Sudan	0	0	0	0	0	0	0	0	0	0	0	0	0	0	0	
<b>South Sudan</b>	0	0	0	0	South Sudan has now moved to the African Region starting October 2013											
Syria ****	0	35	1	1	15	9	3	1	0	0	0	0	0	0	0	
Tunisia	0	0	0	0	0	0	0	0	0	0	0	0	0	0	0	
U.A.E	0	0	0	0	0	0	0	0	0	0	0	0	0	0	0	
Yemen	0	0	0	0	0	0	0	0	0	0	0	0	0	0	0	
<b>Total EMR</b>	<b>95</b>	<b>336</b>	<b>227</b>	<b>154</b>	<b>31</b>	<b>24</b>	<b>23</b>	<b>20</b>	<b>20</b>	<b>14</b>	<b>19</b>	<b>20</b>	<b>22</b>	<b>24</b>	<b>15</b>	<b>0</b>

\*\*\*\* UNRWA cases are included with those of country of residence



## World Health Organization – Regional Office for Eastern Mediterranean

## AFP SURVEILLANCE

8-Sep-14

Week 36, ending 07 September 2014

Number 831

Table 3: Investigation of AFP cases with paralysis onset in 2013 &amp; 2014 up to Week (36/14)/ Ending on : 07/09/2014)

COUNTRY	2013											2014											Latest line List Date		
	AFP									Specimen	Wild isolates		AFP									Specimen		Wild isolates	
	Total AFP cases onset 2013	Case classification					Non polio AFP rate **	AFP cases pending classification > 90 days from onset of paralysis	AFP cases pending classification and lab > 90 days from onset of paralysis		% with *** adequate specimens	Wild P1 Poliovirus	Wild P3 Poliovirus	Total AFP cases onset 2014	Case classification					Annualized Non polio AFP rate **	AFP cases pending classification > 90 days from onset of paralysis			AFP cases pending classification and lab > 90 days from onset of paralysis	% with *** adequate specimens
		Total Confirmed Polio Cases *	Polio Compatible	Pending Classification	Discarded (non polio AFP)	VDPV				Total Confirmed Polio Cases *					Polio Compatible	Pending Classification	Discarded (non polio AFP)	VDPV							
Afghanistan	1897	14	4	0	1875	4	9.9	0	0	93.0	14	0	1552	8	0	144	1400	0	11.9	4	0	93.5	8	0	04/09/2014
Bahrain	12	0	0	0	12	0	4.4	0	0	91.7	0	0	14	0	0	2	12	0	7.5	0	0	100.0	0	0	07/09/2014
Djibouti	7	0	0	2	5	0	2.4	2	0	85.7	0	0	1	0	0	1	0	0	0.5	1	0	0.0	0	0	07/09/2014
Egypt	1007	0	0	0	1007	0	3.0	0	0	92.5	0	0	677	0	0	88	588	1	2.9	1	0	90.8	0	0	04/09/2014
Iran	708	0	0	0	707	1	4.0	0	0	95.8	0	0	507	0	0	110	397	2	4.1	1	0	96.6	0	0	06/09/2014
Iraq	444	0	0	0	444	0	3.1	0	0	84.2	0	0	421	2	0	26	393	0	4.2	5	0	88.8	2	0	04/09/2014
Jordan	35	0	0	0	35	0	1.4	0	0	91.4	0	0	27	0	0	4	23	0	1.6	0	0	100.0	0	0	04/09/2014
Kuwait	39	0	0	0	39	0	5.1	0	0	94.9	0	0	17	0	0	3	14	0	3.0	0	0	100.0	0	0	07/09/2014
Lebanon	33	0	0	0	33	0	2.2	0	0	45.5	0	0	23	0	0	8	15	0	1.8	4	0	65.2	0	0	30/08/2014
Libya	58	0	0	0	58	0	2.8	0	0	93.1	0	0	29	0	0	3	26	0	2.0	0	0	100.0	0	0	26/07/2014
Morocco	106	0	0	0	106	0	1.0	0	0	73.6	0	0	71	0	0	31	40	0	1.0	21	1	66.2	0	0	01/08/2014
Oman	20	0	0	0	20	0	2.5	0	0	95.0	0	0	17	0	0	2	15	0	3.2	0	0	88.2	0	0	07/09/2014
Pakistan	4789	93	23	0	4625	48	6.0	0	0	88.8	93	0	2969	138	1	238	2573	20	5.3	86	8	90.8	138	0	06/09/2014
Palestine	38	0	0	0	38	0	2.2	0	0	94.7	0	0	15	0	0	4	11	0	1.3	0	0	93.3	0	0	04/09/2014
Qatar	8	0	0	0	8	0	3.4	0	0	100.0	0	0	5	0	0	1	4	0	2.4	0	0	100.0	0	0	07/09/2014
Saudi Arabia	220	0	0	0	220	0	2.4	0	0	96.4	0	0	135	0	0	21	114	0	2.1	0	0	96.3	0	0	04/09/2014
Somalia	546	194	15	0	336	1	6.4	0	0	86.8	194	0	298	5	0	20	273	0	7.6	4	0	96.3	5	0	04/09/2014
Sudan	410	0	0	0	409	1	2.6	0	0	97.6	0	0	284	0	0	27	257	0	2.5	0	0	96.8	0	0	04/09/2014
South Sudan	294	0	0	0	294	0	3.5	0	0	93.5	0	0	South Sudan has now moved to the African Region starting October 2013												02/07/2014
Syria	180	35	12	0	133	0	1.7	0	0	67.2	35	0	159	1	0	13	145	0	3.0	0	0	90.6	1	0	04/09/2014
Tunisia	43	0	0	0	43	0	1.6	0	0	74.4	0	0	26	0	0	0	26	0	1.5	0	0	88.5	0	0	05/09/2014
U.A.E	31	0	0	0	31	0	3.1	0	0	100.0	0	0	13	0	0	1	12	0	1.7	0	0	100.0	0	0	04/09/2014
Yemen	614	0	0	0	613	1	5.1	0	0	91.4	0	0	349	0	0	24	325	0	4.2	1	0	95.4	0	0	06/09/2014
EMR	11539	336	54	2	11091	56	4.6	2	0	90.2	336	0	7609	154	1	771	6663	23	4.4	128	9	92.2	154	0	
2012 #	11120	95	15	0	10973	40	4.5	0	0	90.6	93	3													

\* Confirmed polio cases refer to wild isolation from AFP cases or from contacts of negative index AFP cases

# In 2012, 1 AFP case in Pakistan had co-infection P1 &amp; P3 from 2 contacts P1 &amp; P3

\*\* Non-polio AFP per 100,000 children &lt;15 years

\*\*\* Adequate here refers to two stool specimens collected at least 24 hours apart, within 14 days of paralysis onset

\*\*\*\* AFP cases co infected with P1 and P3 are counted separately as wild isolates



## World Health Organization – Regional Office for Eastern Mediterranean

## AFP SURVEILLANCE

8-Sep-14

Week 36, ending 07 September 2014

Number 831

Table 4: Investigation of contacts of AFP cases with paralysis onset in 2014 up to Week (36/14)/ Ending on : 07/09/2014

Country	No. of AFP cases	No. of eligible AFP cases for contact sampling*	% of eligible AFP cases with contact samplings	% of eligible AFP cases with 3+ contacts	Total number of Contacts**	% of contacts under 5 years	% of contacts with specimens collected within 7 days of notification of index	% Contact specimens in lab within 3 days of collection	% Contact specimens positive for NPEV	% Contact specimens positive for Sabin like virus	No. of contacts positive for wild virus	% of wild polio virus isolation from contacts	No. of Contacts positive for VDPVs	No. of -ve index AFP cases identified positive by contact	No. of district identified infected from contacts
Afghanistan	1552	101	89.1	89.1	706	95.8	67.4	31.4	26.2	4.5	0	0.0		0	0
Bahrain	14	0			0						0			0	0
Djibouti	1	1	100.0	0.0	1	0.0	100.0				0			0	0
Egypt	677	69	63.8	63.8	239	82.0	51.5	98.6	13.0	0.5	0	0.0		0	0
Iran	507	17	100.0	94.1	98	73.5	34.7	62.2	2.0	6.1	0	0.0		0	0
Iraq	421	47	76.6	51.1	188	63.8	12.2	77.9	9.3	4.7	1	0.6		0	0
Jordan	27	0			0						0			0	0
Kuwait	17	0			26	34.6	100.0	100.0	12.5	6.3	0	0.0		0	0
Lebanon	23	8	87.5	75.0	22	27.3	81.8	27.3	9.1	9.1	0	0.0		0	0
Libya	29	0			0						0			0	0
Morocco	71	24	29.2	29.2	44	38.6	54.5	72.2	2.8	0.0	0	0.0		0	0
Oman	17	2	0.0	0.0	32	84.4	68.8	100.0	21.9	6.3	0	0.0		0	0
Pakistan	2969	272	71.7	65.1	788	87.7	52.8	67.4	24.3	5.9	5	0.7	2	1	0
Palestine	15	1	0.0	0.0	0						0			0	0
Qatar	5	0			0						0			0	0
Saudi Arabia	135	5	100.0	80.0	16	75.0	18.8	100.0	0.0	0.0	0	0.0		0	0
Somalia	298	11	90.9	90.9	875	91.0	96.5	22.4	9.0	4.7	0	0.0		0	0
Sudan	284	9	66.7	66.7	131	81.7	65.6	37.1	9.7	3.2	0	0.0		0	0
South Sudan															
South Sudan has now moved to the African Region starting October 2013															
Syria	159	15	73.3	26.7	224	29.5	86.6	50.0	1.9	3.9	0	0.0		0	0
Tunisia	26	3	33.3	0.0	10	30.0	60.0	80.0	10.0	0.0	0	0.0		0	0
U.A.E.	13	0			0						0			0	0
Yemen	349	16	87.5	87.5	816	55.0	79.3	12.1	11.5	2.8	0	0.0		0	0
Grand Total 2014	7609	601	73.9	66.9	4216	77.0	69.8	41.2	15.0	4.2	6	0.2	2	1	0
Grand Total 2013	11539	1148	77.5	72.1	8052	79.5	73.6	37.8	17.1	5.9	316	4.3	2	57	20

\* Eligible refers to AFP cases with inadequate stool specimens

Number and distribution by district of -ve index AFP cases identified wild P1 by contact in EMR, 2014: Non

\*\* Total number of contacts from eligible AFP cases and from other AFP cases as per with country criteria for contact sampling

Last wild contacts in EMR, 01/01/2013-07/09/2014

Year	Country	Data	
		Count of wild contacts	Date of Most Recent stool collection
2013	Syria	3	04/02/14
	Afghanistan	1	01/01/14
	Pakistan	7	21/12/13
	Somalia	305	30/11/13
<b>2013 Total</b>		<b>316</b>	<b>04/02/14</b>
2014	Pakistan	5	26/07/14
	IRQ	1	26/02/14
<b>2014 Total</b>		<b>6</b>	<b>26/07/14</b>

P1					
COUNTRY	PROVINCE	DISTRICT	Count	First case	Last case
PAK	KHYBER PAKHTOO	BANNU	1	03/03/14	03/03/14
<b>PAK Total</b>			<b>1</b>	<b>03/03/14</b>	<b>03/03/14</b>
<b>Grand Total</b>			<b>1</b>	<b>03/03/14</b>	<b>03/03/14</b>



Table 5: Laboratory investigation of AFP cases with paralysis onset in 2014 up to Week (36/14) Ending on : 07/09/2014

Country	Polio laboratories  Sequencing performed by CDC and RIVM laboratories	AFP cases with specimens	Preliminary virus isolation results of AFP cases						Poliovirus intratypic differentiation results #									Indicators				Latest report Date									
			Referred for ITD		NPEV only	Negative	Pending		Type 1			Type 2			Type 3			Discordant pending sequence	NPEV by PCR	Non-EV	Pending ITD		% specimens positive for NPEV*	% AFP cases with culture results within 14 days	% AFP cases with ITD results within 7 days	% AFP cases with ITD results within 45 days of onset**					
			L20B+	L20B+/NPEV			received <= 14 days	received > 14 days ago	Wild	Sabin	VDPV	Wild	Sabin	VDPV	Wild	Sabin	VDPV														
Afghanistan	RRL Pakistan	1525	91	10	272	1084	68		8	50			19			45			1			18%	96%	91%	98%	06/09/14					
Bahrain	PNL Oman	14			5	8	1														38%	100%		92%	07/09/14						
Djibouti	NPL Kenya	1						1																	07/09/14						
Egypt**	RRL Egypt	656	21	6	91	474	41	23		12		5	1		11			3	1	1	14%	98%	96%	100%	07/09/14						
Iran	NPL Iran	505	8		12	475	10			3	1		1	1	2						2%	100%	100%	99%	06/09/14						
Iraq	NPL Iraq, RRL Egypt	420	24		57	329	7	3	2	9			3		14						13%	100%	100%	86%	07/09/14						
Jordan	NPL Jordan, RRL Tunisia	29			2	26	1														10%	100%			06/09/14						
Kuwait	RRL Kuwait	18				11	1	6													5%	100%		100%	01/09/14						
Lebanon	RRL Egypt	26	1			24	1						1								3%	100%	100%	92%	07/09/14						
Libya	RRL Tunisia	30			2	28															7%	100%		97%	29/08/14						
Morocco	NPL Morocco, RRL Tunisia	62	2		4	55	1			2			2								5%	100%	50%	94%	05/09/14						
Oman	NPL Oman	17			3	12	2														21%	100%		100%	07/09/14						
Pakistan	RRL Pakistan	3296	310	29	664	2077	217	2	137	80			44	18	82			19	4	6	19%	97%	92%	98%	06/09/14						
Palestine & UNRWA		15			2	11	1	1													15%	0%		100%	04/09/14						
Qatar	NPL Oman	5				5															0%	100%		100%	07/09/14						
Saudi Arabia	NPL Saudi Arabia, NPL Oman	135	1		4	121	5	4							1						3%	99%	100%	100%	07/09/14						
Somalia	NPL Kenya	298	29		28	225	4	12	5	16					17						10%	7%		92%	04/09/14						
Sudan	NPL Sudan, RRL Egypt	282	3		36	219	22	2					4		1			1			12%	96%	100%	100%	04/09/14						
South Sudan	NPL Kenya								South Sudan has now moved to the African Region starting October 2013																						02/07/14
Syria	NPL Syria, RRL Tunisia	154	14		2	132	6		1	3			6		11			7			2%	99%	100%	65%	05/09/14						
Tunisia	RRL Tunisia	27			1	26															6%	100%		100%	29/08/14						
U.A.E	NPL Oman	13				12	1														0%	100%		83%	07/09/14						
Yemen	RRL Egypt	349	17	2	54	241	20	13		10			7		9				1		13%	96%	100%	99%	07/09/14						
Total EMR 2014		7877	521	47	1239	5595	409	67	153	185	1		92	20	195		26	9	2	7	15%	94%	93%	98%							
Total EMR 2013		11357	826	56	1815	8656		2	271	285			145	56	275	1	4	16	12		15%	92%	98%	96%							

\* Specimens from all sources including non-AFP cases, excluding environmental samples

\*\* This indicator reflects surveillance and laboratory activities

Total wild P1 cases for Syria in 2013 is 35 cases. Table (5) in Poliofax reflecting lab data shows only 27 wild cases as the over 8 cases were cross notified and not processed in National Polio Lab of Syria



## World Health Organization – Regional Office for Eastern Mediterranean

## AFP SURVEILLANCE

Week 36, ending 07 September 2014

8-Sep-14

Number 831

Environmental surveillance initiated in **Egypt** in September

Result	2010	2011	2012	2013	2014
Negative	183	178	196	304	248
Pending					23
Wild			2		
VDPVP2			7	3	1
VDPVP1			1		1
Sabin	233	270	205	165	16
Total	416	448	411	472	289

YEA	Province	Site	Count	First date	Last Date	
2013	VDPVP2	CAIRO	AL HAGGANA 2	1	08/01/13	08/01/13
		FAYOUM	FAYOUM CITY	1	14/04/13	14/04/13
		MINYA	AQURQAS	1	04/03/13	04/03/13
	VDPVP2 Total			3	08/01/13	14/04/13
2014	VDPVP2	GIZA	AL WASLA	1	04/03/14	04/03/14
				VDPVP2 Total		
	VDPVP1	QALUBIA	BENHA	1	20/04/14	20/04/14
				VDPVP1 Total		

\*\*Environmental surveillance initiated in **Pakistan** in August 200

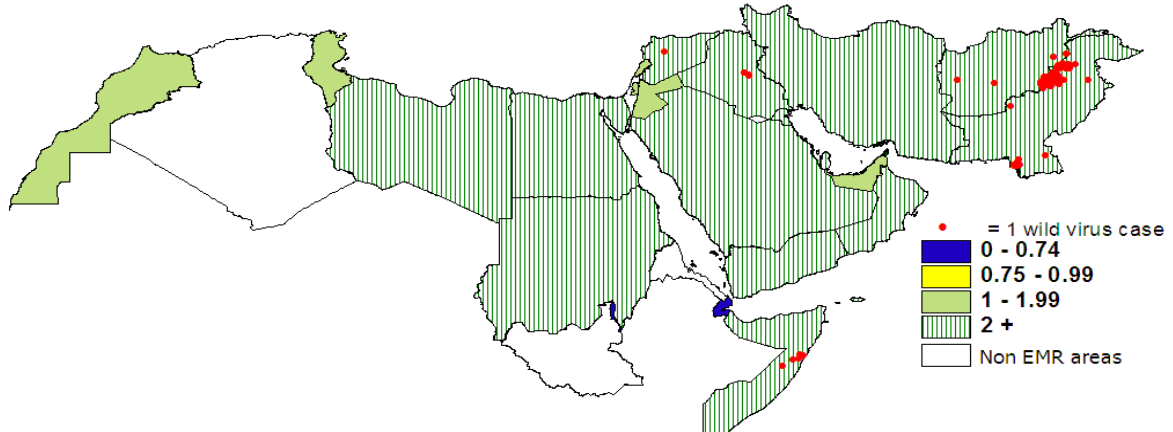
Status	2009	2010	2011	2012	2013	2014
Negative	27	77	68	150	265	199
pending						38
Wild	18	79	136	89	66	55
Grand Total	45	156	204	239	331	292

Year	SITEDIST	SITENAME	Count	Wild	First date	Last date	
2014	KHI.BALDIA TOWN	SAJJAN GOTH	2		27/01/2014	17/07/2014	
		KHI.GADAP TOWN	BALDIA COMPOSITE	2		08/01/2014	08/05/2014
			COMPOSITE SAMPLE	6		10/01/2014	10/07/2014
			SOHRAB GOTH	3		22/01/2014	22/04/2014
	KHI.GULSHAN-E-IQBAL TOWN	CHAKORA NULLA	3		04/02/2014	01/04/2014	
		RASHID MINHAS RD LAY	7		17/01/2014	16/07/2014	
	LAHORE	GULSHAN RAVI STATION	2		05/05/2014	05/08/2014	
		OUTFALL STATION	10		12/04/2014	12/07/2014	
	PESHAWAR	LARA MA	4		25/01/2014	24/06/2014	
		SHAHEEN TOWN	5		10/01/2014	10/04/2014	
	RAWALPINDI	SAFDAR ABAD	1		28/01/2014	28/01/2014	
		DHOKE DALLAL	1		21/05/2014	21/05/2014	
	QUETTA	JATAK KILLI & TAKHTHANI BY PASS	2		31/03/2014	28/05/2014	
		SUR PUL	2		20/03/2014	20/06/2014	
	MULTAN	ALI TOWN	1		19/07/2014	19/07/2014	
	SUKKUR	MIANI PUMPING STATION	1		05/06/2014	05/06/2014	
	HYDERABAD	TULSIDAS PUMPING STATION	3		06/05/2014	03/07/2014	
2014 Total			55		08/01/2014	05/08/2014	

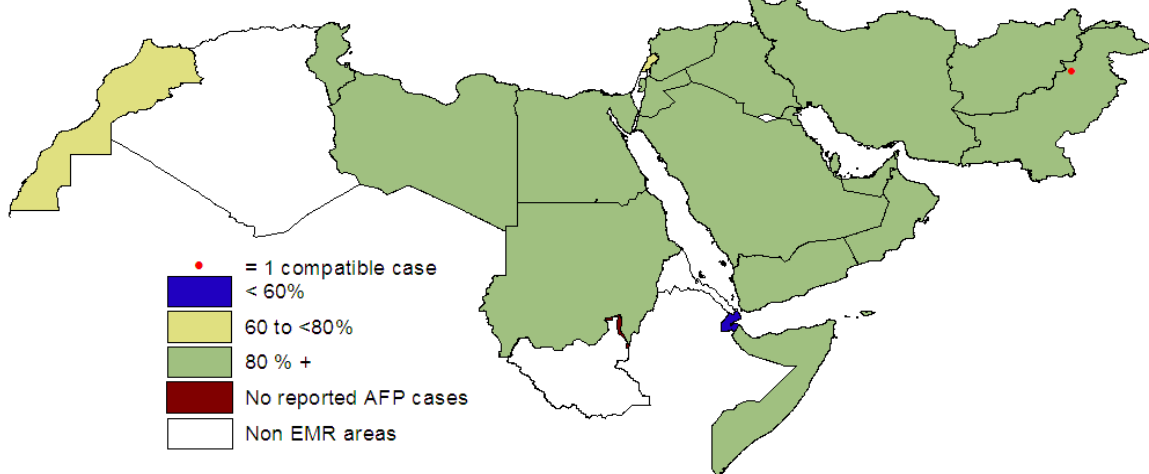
Environmental Surveillance in Palestine 2013-2014					
Year	Result	Site	Count	First Date	Last Date
2013	Wild P1	Gaza Rafah - Tel Sultan	4	18/08/13	17/11/13
		West Bank - Tulkarem	1	30/06/13	30/06/13
		West Bank - Hebron	1	01/09/13	01/09/13
		West Bank - Salfit	1	01/09/13	01/09/13
2014	Wild P1	Gaza Rafah -Sheik Ajlun	1	05/01/14	05/01/14



### Non polio AFP rate and wild virus in EMR, 01/01/2014 - 07/09/2014

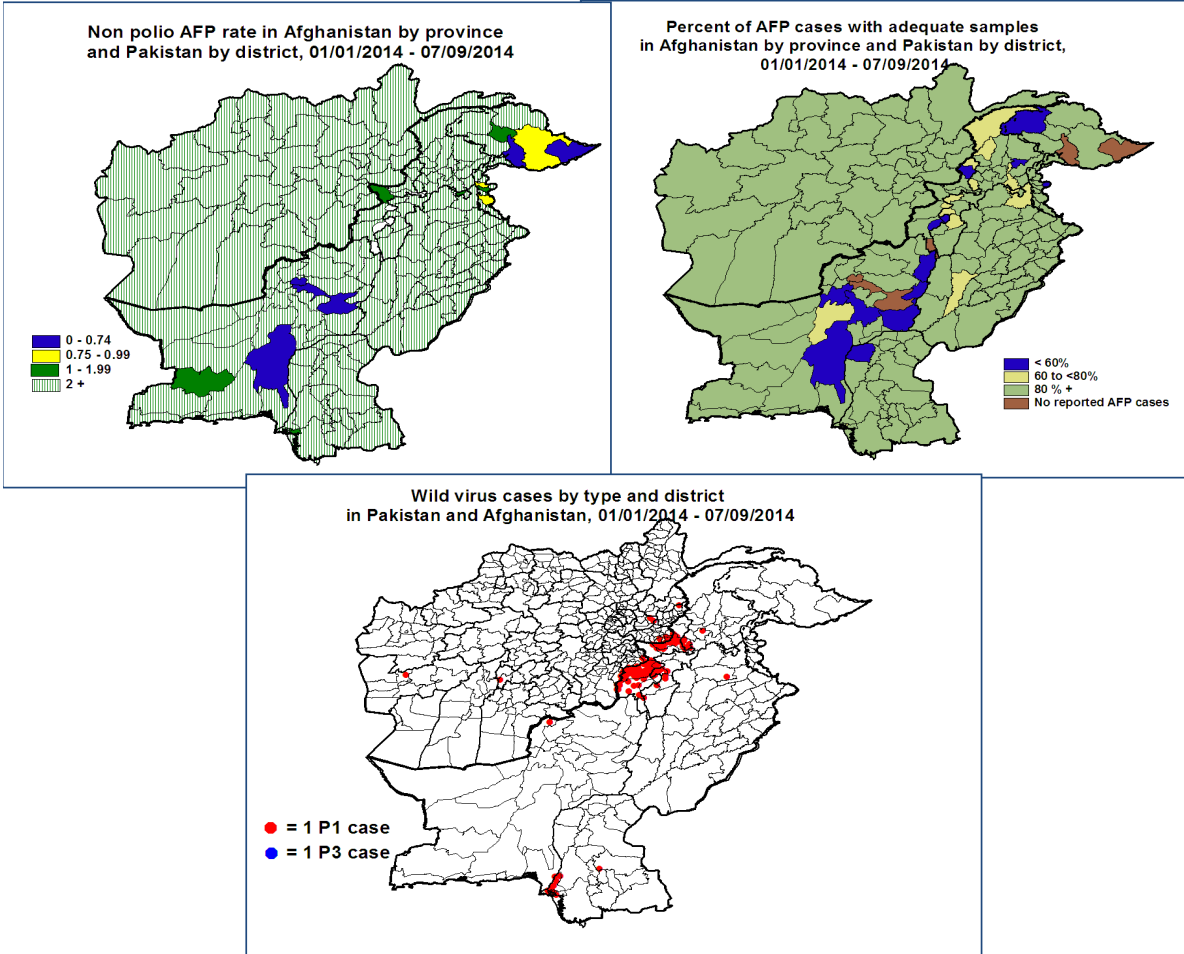


### Percent of AFP cases with adequate samples and compatible cases in EMR, 01/01/2014 - 07/09/2014



### Wild polio cases by country and date of onset of paralysis in EMR, 2013-2014

Year	COUNTRY	P1			Total Count	Total First Case	Total Last Case
		Count	First Case	Last Case			
2013	AFG	14	31/01/13	20/12/13	14	31/01/13	20/12/13
	PAK	93	14/01/13	31/12/13	93	14/01/13	31/12/13
	SOM	194	17/04/13	20/12/13	194	17/04/13	20/12/13
	SYR	35	14/07/13	28/12/13	35	14/07/13	28/12/13
2013 Total		336	14/01/13	31/12/13		14/01/13	31/12/13
2014	AFG	8	14/01/14	17/06/14	8	14/01/14	17/06/14
	IRQ	2	10/02/14	07/04/14	2	10/02/14	07/04/14
	PAK	138	03/01/14	24/08/14	138	03/01/14	24/08/14
	SOM	5	11/05/14	11/08/14	5	11/05/14	11/08/14
	SYR	1	21/01/14	21/01/14	1	21/01/14	21/01/14
2014 Total		154	03/01/14	24/08/14		03/01/14	24/08/14



Wild polio cases by district and date of onset of paralysis in Pakistan, 2014

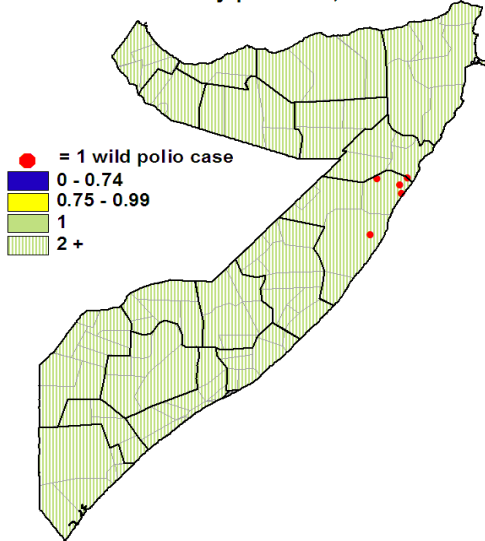
PROVINCE	DISTRICT	P1		
		Count	First case	Last case
FATA	KHYBER	25	12/01/14	24/08/14
	WAZIR-N	63	03/01/14	17/08/14
	WAZIR-S	12	12/02/14	11/08/14
	FR BANNU	2	14/02/14	02/05/14
KHYBER PAKHTOON	LAKKIMRWT	2	24/06/14	06/08/14
	TANK	1	29/07/14	29/07/14
	BANNU	11	26/01/14	27/07/14
	PESHAWAR	8	31/01/14	12/07/14
	MARDAN	1	15/06/14	15/06/14
SINDH	KHILANDHI	2	06/06/14	08/07/14
	SANGHAR	1	24/06/14	24/06/14
	KHIGADAP	4	26/03/14	21/06/14
	KHINORTH	1	20/06/14	20/06/14
	KHISITE	1	04/05/14	04/05/14
	KHIORANGI	1	30/03/14	30/03/14
	KHIBALDIA	1	10/02/14	10/02/14
PUNJAB	CHAKWAL	1	07/07/14	07/07/14
BALUCHISTAN	KABDULAH	1	02/07/14	02/07/14
<b>Grand Total</b>		<b>138</b>	<b>03/01/14</b>	<b>24/08/14</b>

Wild polio cases by district and date of onset of paralysis in Afghanistan, 2014

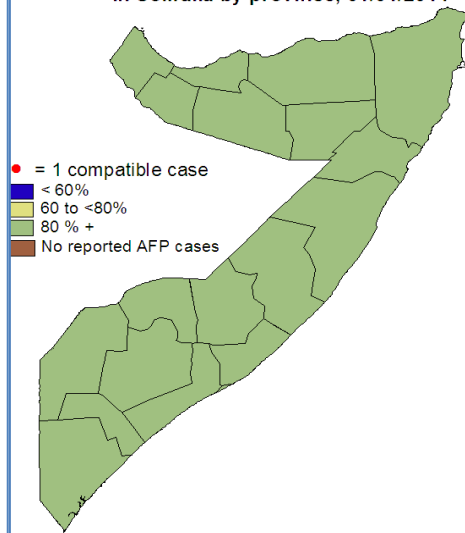
PROVINCE	DISTRICT	P1		
		Count	First case	Last case
KHOST	TEREZAYI	1	17/06/14	17/06/14
FARAH	KHAK-E-SAFED	1	03/06/14	03/06/14
URUZGAN	DEHRAWUD	1	20/05/14	20/05/14
NANGARHAR	ACHIN	1	15/05/14	15/05/14
	MUHMAND DARA	1	25/02/14	25/02/14
LAGHMAN	ALINGAR	2	14/01/14	06/04/14
KUNAR	GHAZIABAD	1	31/01/14	31/01/14
<b>Grand Total</b>		<b>8</b>	<b>14/01/14</b>	<b>17/06/14</b>



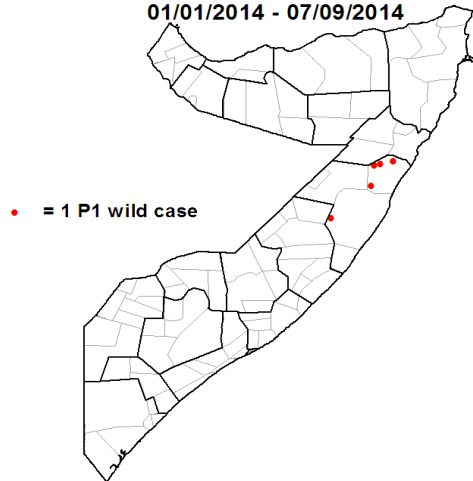
Non polio AFP rate in Somalia by province, 01/01/2014 - 07/09/2014



Percent of AFP cases with adequate samples and compatible cases in Somalia by province, 01/01/2014 - 07/09/2014



P1 wild polio virus cases by district in Somalia, 01/01/2014 - 07/09/2014



Wild polio cases by district and date of onset of paralysis in Somalia, 2014

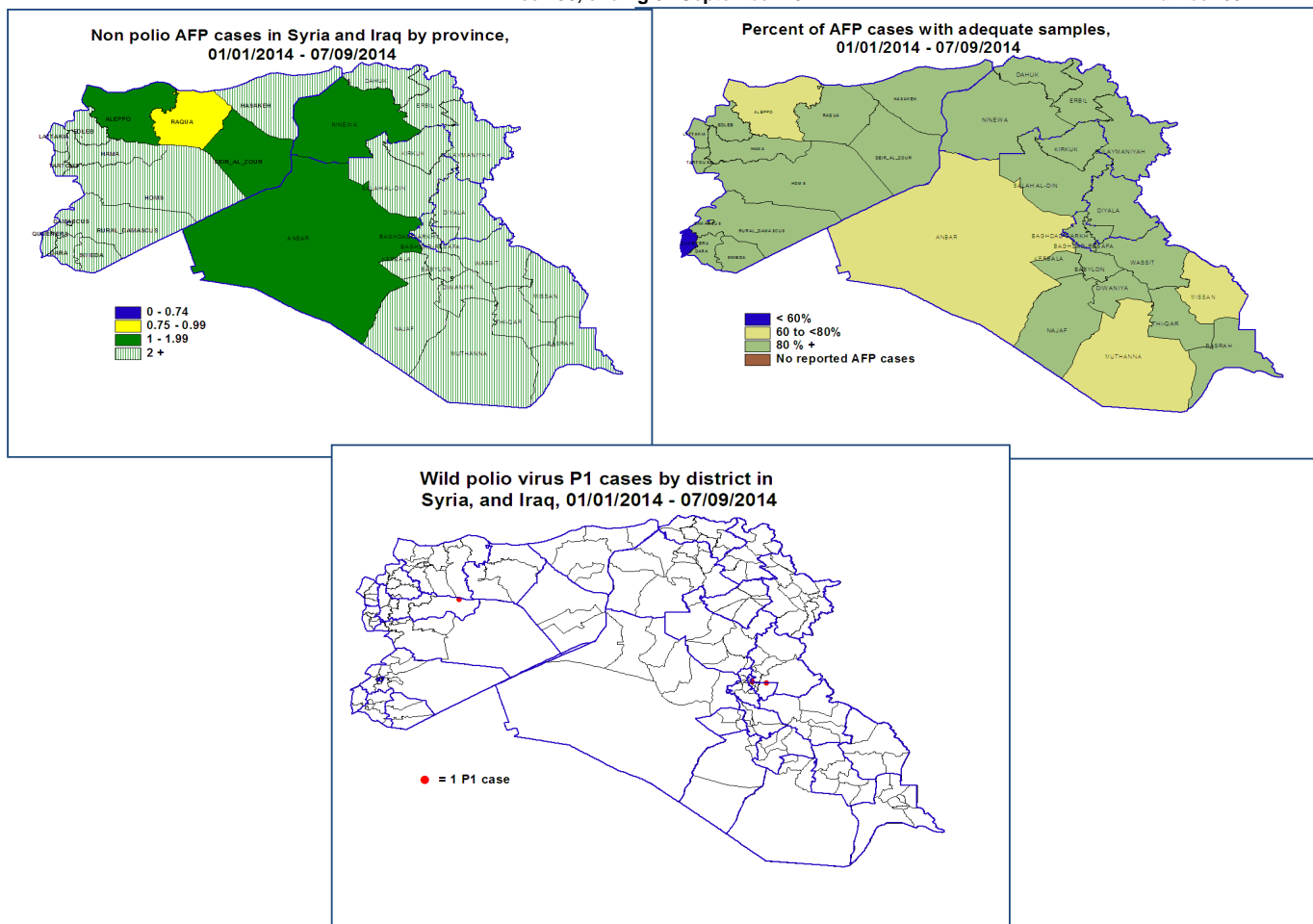
Year	PROVINCE	DISTRICT	Count	First case	Last case
2014	MUDUG	HOBYO	1	11/08/14	11/08/14
		JARIBAN	4	11/05/14	03/06/14
2014 Total			5	11/05/14	11/08/14





World Health Organization – Regional Office for Eastern Mediterranean  
**AFP SURVEILLANCE**  
 Week 36, ending 07 September 2014

8-Sep-14  
 Number 831



**Wild polio cases by district and date of onset of paralysis in Syria, 2014**

COUNTRY	PROVINCE	DISTRICT	P1		
			Count	First case	Last case
IRQ	BAGHDAD-RESAFA	MADA'IN	1	07/04/14	07/04/14
		SHA'B	1	10/02/14	10/02/14
IRQ Total			2	10/02/14	07/04/14
SYR	HAMA	SALAMEYEH	1	21/01/14	21/01/14
SYR Total			1	21/01/14	21/01/14
Grand Total			3	21/01/14	07/04/14



**Circulating VDPV cases and date of onset of paralysis in EMR countries  
by districts , 2013-2014**

Year	COUNTRY	PROVINCE	DISTRICT	cVDP2			cVDP3		
				Count	First Case	Last Case	Count	First Case	Last Case
2013	AFG	KANDAHAR	SHAHWALIKOT	1	13/03/13	13/03/13			
		HILMAND	NAD-E-ALI	2	22/01/13	20/02/13			
	AFG Total			3	22/01/13	13/03/13			
	PAK	FATA	WAZIR-N	41	10/04/13	30/12/13			
			MOHMAND	1	13/07/13	13/07/13			
		SINDH	KHIGADAP	4	21/02/13	03/07/13			
		BALUCHISTAN	MASTUNG	1	27/06/13	27/06/13			
	PAK Total			48	11/01/13	30/12/13			
	SOM	LOWER SHABELLE	AFGOI	1	09/01/13	09/01/13			
	SOM Total			1	09/01/13	09/01/13			
YEM	SAADAH	SAHAR				1	12/07/13	12/07/13	
YEM Total						1	12/07/13	12/07/13	
2013 Total				52	09/01/13	30/12/13	1	12/07/13	12/07/13
2014	PAK	FATA	FR BANNU	8	24/01/14	27/05/14			
			WAZIR-N	7	03/01/14	12/04/14			
		KHYBER PAKHTOON	LAKKIMRWT	1	08/05/14	08/05/14			
			BANNU	1	03/05/14	03/05/14			
	PAK Total			17	03/01/14	27/05/14			
2014 Total				17	03/01/14	27/05/14			

**In 2013, 1 AFP case in Somalia was identified as VDPV by contact**  
**In 2014, 1 AFP case in Pakistan was identified as VDPV by contact**  
**In 2014, 1 AFP case in Pakistan from Khyber district, FATA province with date of onset 27/05/2014 was identified as WPV1 and cVDPV2. The case is classified as wild and reflected in page 2 table (3), pages 6 & 7 of poliofax. Accordingly final number of cVDPV cases in Pakistan in 2014 is (18)**