



AFP SURVEILLANCE

29-Sep-14

Week 39, ending 28 September 2014

Number 834

Table 1: Acute Flaccid Paralysis (AFP) cases by week of onset

Country	Reported AFP cases by week of onset - Week (39/14) / Ending on : 28/09/14														
	Total AFP 2012	Total AFP 2013	Total AFP to date, 2014	W 28 13 Jul 14	W 29 20 Jul 14	W 30 27 Jul 14	W 31 03 Aug 14	W 32 10 Aug 14	W 33 17 Aug 14	W 34 24 Aug 14	W 35 31 Aug 14	W 36 07 Sep 14	W 37 14 Sep 14	W 38 21 Sep 14	W 39 28 Sep 14
Afghanistan	1829	1897	1680	35	38	29	55	49	43	39	42	47	34	19	3
Bahrain	19	12	14	0	0	0	0	0	0	1	0	0	0		
Djibouti	6	7	2	0	0	0	0	0	0	0	0	0	1		
Egypt	1022	1007	728	11	14	5	16	20	31	25	22	19	14	15	2
Iran	689	708	542	7	11	8	19	10	9	13	10	18	9	0	
Iraq	467	444	442	8	10	10	5	8	12	9	6	1	6	3	
Jordan ****	34	35	27	0	1	0	2	0	0	0	0				
Kuwait	36	39	19	1	1	0	0	0	0	1	1	0	0	0	1
Lebanon ****	24	33	28	0	0	1	2	1	0	1	1	1	1	0	
Libya	42	58	32	0	0	0	0	1	0	0	0	0	1	0	
Morocco	81	106	79	5	0	1	1	0	2	0	1	2	0	2	
Oman	31	20	21	0	1	1	2	0	1	0	1	0	0	4	0
Pakistan	5036	4789	3395	90	80	78	76	97	104	91	68	84	40	13	1
Palestine ****	21	38	16	1	0	0	0	1	0	1	1	0	0	0	0
Qatar	13	8	5	0	0	0	0	0	0	0	0	0	0	0	0
Saudi Arabia	227	220	142	4	4	2	4	2	1	4	1	1	3	1	0
Somalia	148	546	319	6	8	4	8	6	17	8	5	7	3	0	
Sudan	384	410	320	7	8	8	12	15	10	12	12	10	13	4	0
South Sudan	326	294	0	South Sudan has now moved to the African Region starting October 2013											
Syria ****	109	180	171	4	2	1	1	1	5	1	8	6	3	0	
Tunisia	61	43	31	0	1	0	2	0	1	0	0	2	1	0	
U.A.E	40	31	15	1	0	1	0	0	1	0	1	1	0	0	0
Yemen	475	614	380	7	5	1	9	17	10	11	15	5	9	1	0
<b>Total EMR</b>	<b>11120</b>	<b>11539</b>	<b>8408</b>	<b>187</b>	<b>184</b>	<b>150</b>	<b>214</b>	<b>228</b>	<b>247</b>	<b>217</b>	<b>195</b>	<b>204</b>	<b>138</b>	<b>62</b>	<b>7</b>

No data = No report received

Table 2: Confirmed polio cases by month of onset

Country	Total year 2012	Total year 2013	28/09		Confirmed polio cases by month of onset											
			2013	2014	October 2013	November 2013	December 2013	January 2014	February 2014	March 2014	April 2014	May 2014	Jun 2014	Jul 2014	Aug 2014	Sep 2014
Afghanistan	37	14	9	10	0	3	2	2	1	0	1	2	2		1	1
Bahrain	0	0	0	0	0	0	0	0	0	0	0	0	0	0		
Djibouti	0	0	0	0		0	0	0	0	0	0	0	0	0	0	
Egypt	0	0	0	0	0	0	0	0	0	0	0	0	0			
Iran	0	0	0	0	0	0	0	0	0	0	0	0	0			
Iraq	0	0	0	2	0	0	0	0	1	0	1	0	0			
Jordan ****	0	0	0	0	0	0	0	0	0	0	0	0	0		0	
Kuwait	0	0	0	0	0	0	0	0	0	0	0	0	0		0	
Lebanon ****	0	0	0	0	0	0	0	0	0	0	0	0	0		0	
Libya	0	0	0	0	0	0	0	0	0	0	0	0	0		0	
Morocco	0	0	0	0	0	0	0	0		0		0				
Oman	0	0	0	0	0	0	0	0	0	0	0	0	0		0	
Pakistan	58	93	52	174	14	10	17	17	18	14	17	16	18	30	35	9
Palestine ****	0	0	0	0	0	0	0	0	0	0	0	0	0		0	
Qatar	0	0	0	0	0	0	0	0	0	0	0		0	0	0	
Saudi Arabia	0	0	0	0	0	0	0	0	0	0	0	0	0			
Somalia	0	194	187	5	2	2	1	0	0	0	0	2	2	0	1	
Sudan	0	0	0	0	0	0	0	0	0	0	0	0	0	0	0	
South Sudan	0	0	0	0	South Sudan has now moved to the African Region starting October 2013											
Syria ****	0	35	6	1	15	9	3	1	0	0	0	0	0			
Tunisia	0	0	0	0	0	0	0	0	0	0	0	0	0			
U.A.E	0	0	0	0	0	0	0	0	0	0	0	0	0			
Yemen	0	0	0	0	0	0	0	0	0	0	0	0	0			
<b>Total EMR</b>	<b>95</b>	<b>336</b>	<b>254</b>	<b>192</b>	<b>31</b>	<b>24</b>	<b>23</b>	<b>20</b>	<b>20</b>	<b>14</b>	<b>19</b>	<b>20</b>	<b>22</b>	<b>30</b>	<b>37</b>	<b>10</b>

\*\*\*\* UNRWA cases are included with those of country of residence



## World Health Organization – Regional Office for Eastern Mediterranean

## AFP SURVEILLANCE

29-Sep-14

Week 39, ending 28 September 2014

Number 834

Table 3: Investigation of AFP cases with paralysis onset in 2013 &amp; 2014 up to Week (39/14) / Ending on : (28/09/2014)

COUNTRY	2013											2014											Latest line List Date		
	AFP									Specimen	Wild cases ****		AFP									Specimen		Wild cases ****	
	Total AFP cases onset 2013	Case classification					Non polio AFP rate **	AFP cases pending classification > 90 days from onset of paralysis	AFP cases pending classification and lab > 90 days from onset of paralysis	% with *** adequate specimens	Wild P1 Poliovirus	Wild P3 Poliovirus	Total AFP cases onset 2014	Case classification					Annualized Non polio AFP rate **	AFP cases pending classification > 90 days from onset of paralysis	AFP cases pending classification and lab > 90 days from onset of paralysis	% with *** adequate specimens		Wild P1 Poliovirus	Wild P3 Poliovirus
		Total Confirmed Polio Cases *	Polio Compatible	Pending Classification	Discarded (non polio AFP)	VDPV								Total Confirmed Polio Cases *	Polio Compatible	Pending Classification	Discarded (non polio AFP)	VDPV							
Afghanistan	1897	14	4	0	1875	4	9.9	0	0	93.0	14	0	1680	10	0	136	1534	0	11.9	13	3	93.4	10	0	25/09/2014
Bahrain	12	0	0	0	12	0	4.4	0	0	91.7	0	0	14	0	0	1	13	0	7.0	0	0	100.0	0	0	18/09/2014
Djibouti	7	0	0	2	5	0	2.4	2	0	85.7	0	0	2	0	0	2	0	0	0.9	1	0	50.0	0	0	14/09/2014
Egypt	1007	0	0	0	1007	0	3.0	0	0	92.5	0	0	728	0	0	88	639	1	2.9	0	0	92.7	0	0	25/09/2014
Iran	708	0	0	0	707	1	4.0	0	0	95.8	0	0	542	0	0	69	473	2	4.0	0	0	96.7	0	0	27/09/2014
Iraq	444	0	0	0	444	0	3.1	0	0	84.2	0	0	442	2	0	27	413	0	4.1	4	0	88.9	2	0	25/09/2014
Jordan	35	0	0	0	35	0	1.4	0	0	91.4	0	0	27	0	0	4	23	0	1.5	1	0	100.0	0	0	04/09/2014
Kuwait	39	0	0	0	39	0	5.1	0	0	94.9	0	0	19	0	0	1	18	0	3.1	0	0	94.7	0	0	28/09/2014
Lebanon	33	0	0	0	33	0	2.2	0	0	45.5	0	0	28	0	0	13	15	0	2.0	4	0	64.3	0	0	27/09/2014
Libya	58	0	0	0	58	0	2.8	0	0	93.1	0	0	32	0	0	6	26	0	2.1	2	2	96.9	0	0	27/09/2014
Morocco	106	0	0	0	106	0	1.0	0	0	73.6	0	0	79	0	0	27	52	0	1.0	18	1	65.8	0	0	26/09/2014
Oman	20	0	0	0	20	0	2.5	0	0	95.0	0	0	21	0	0	4	17	0	3.6	0	0	90.5	0	0	29/09/2014
Pakistan	4789	93	23	0	4625	48	6.0	0	0	88.8	93	0	3395	174	6	298	2895	23	5.6	83	13	90.4	174	0	27/09/2014
Palestine	38	0	0	0	38	0	2.2	0	0	94.7	0	0	16	0	0	3	13	0	1.3	0	0	93.8	0	0	28/09/2014
Qatar	8	0	0	0	8	0	3.4	0	0	100.0	0	0	5	0	0	1	4	0	2.2	0	0	100.0	0	0	28/09/2014
Saudi Arabia	220	0	0	0	220	0	2.4	0	0	96.4	0	0	142	0	0	20	122	0	2.1	0	0	96.5	0	0	28/09/2014
Somalia	546	194	15	0	336	1	6.4	0	0	86.8	194	0	319	5	0	23	291	0	7.5	3	0	96.6	5	0	26/09/2014
Sudan	410	0	0	0	409	1	2.6	0	0	97.6	0	0	320	0	0	24	296	0	2.6	0	0	97.2	0	0	28/09/2014
South Sudan	294	0	0	0	294	0	3.5	0	0	93.5	0	0	South Sudan has now moved to African Region starting October 2013												02/07/2014
Syria	180	35	12	0	133	0	1.7	0	0	67.2	35	0	171	1	0	10	160	0	3.0	0	0	91.2	1	0	25/09/2014
Tunisia	43	0	0	0	43	0	1.6	0	0	74.4	0	0	31	0	0	5	26	0	1.6	0	0	80.6	0	0	26/09/2014
U.A.E	31	0	0	0	31	0	3.1	0	0	100.0	0	0	15	0	0	2	13	0	1.9	0	0	100.0	0	0	28/09/2014
Yemen	614	0	0	0	613	1	5.1	0	0	91.4	0	0	380	0	0	49	331	0	4.2	0	0	95.5	0	0	28/09/2014
EMR	11539	336	54	2	11091	56	4.6	2	0	90.1	336	0	8408	192	6	813	7374	26	4.5	129	19	92.1	192	0	
2012	11120	95	15	0	10973	40	4.5	0	0	90.6	93 #	3 #													

\* Confirmed polio cases refer to wild isolation from AFP cases or from contacts of negative index AFP cases

\*\* Non-polio AFP per 100,000 children &lt;15 years

\*\*\* Adequate here refers to two stool specimens collected at least 24 hours apart, within 14 days of paralysis onset

\*\*\*\* AFP cases co infected with P1 and P3 are counted separately as wild isolates

# In 2012, 1 AFP case in Pakistan had co infection P1 &amp; P3 from 2 contacts P1 &amp; P3



Table 4: Investigation of contacts of AFP cases with paralysis onset in 2014 up to Week (39/14) / Ending on : (28/09/2014)

Country	No. of AFP cases	No. of eligible AFP cases for contact sampling*	% of eligible AFP cases with contact samplings	% of eligible AFP cases with 3+ contacts	Total number of Contacts**	% of contacts under 5 years	% of contacts with specimens collected within 7 days of notification of index	% Contact specimens in lab within 3 days of collection	% Contact specimens positive for NPEV	% Contact specimens positive for Sabin like virus	No. of contacts positive for wild virus	% of wild polio virus isolation from contacts	No. of Contacts positive for VDPVs	No. of -ve index AFP cases identified positive by contact	No. of district identified infected from contacts
Afghanistan	1680	111	88.3	88.3	778	95.5	67.6	31.0	25.8	5.1	0	0.0		0	0
Bahrain	14	0			0						0			0	0
Djibouti	2	1	100.0	0.0	1	0.0	100.0				0			0	0
Egypt	728	61	80.3	80.3	266	82.3	53.0	98.7	13.0	0.4	0	0.0		0	0
Iran	542	18	100.0	94.4	109	70.6	38.5	63.3	1.8	5.5	0	0.0		0	0
Iraq	442	49	75.5	49.0	190	64.2	12.1	78.5	10.7	4.5	1	0.6		0	0
Jordan	27	0			0						0			0	0
Kuwait	19	1	0.0	0.0	28	35.7	100.0	100.0	7.1	3.6	0	0.0		0	0
Lebanon	28	10	80.0	70.0	22	27.3	81.8	27.3	9.1	9.1	0	0.0		0	0
Libya	32	1	100.0	0.0	2	100.0	100.0				0			0	0
Morocco	79	27	37.0	37.0	55	38.2	60.0	55.3	2.1	0.0	0	0.0		0	0
Oman	21	2	0.0	0.0	32	84.4	68.8	100.0	21.9	6.3	0	0.0		0	0
Pakistan	3395	327	70.6	64.8	874	87.9	57.0	65.8	25.1	5.6	5	0.6	4	1	0
Palestine	16	1	0.0	0.0	0						0			0	0
Qatar	5	0			0						0			0	0
Saudi Arabia	142	5	100.0	80.0	16	75.0	18.8	100.0	0.0	0.0	0	0.0		0	0
Somalia	319	11	81.8	81.8	935	91.1	96.4	21.9	9.3	4.5	0	0.0		0	0
Sudan	320	9	77.8	77.8	139	82.7	63.3	34.2	9.0	3.6	0	0.0		0	0
South Sudan	South Sudan has now moved to African Region starting October 2013														
Syria	171	15	73.3	26.7	248	28.6	86.7	49.2	2.1	3.4	0	0.0		0	0
Tunisia	31	6	33.3	0.0	11	27.3	54.5	80.0	10.0	0.0	0	0.0		0	0
U.A.E.	15	0			0						0			0	0
Yemen	380	17	82.4	82.4	816	55.4	79.3	12.1	11.5	2.8	0	0.0		0	0
Grand Total 2014	8408	672	74.6	67.7	4522	77.4	70.6	41.4	15.3	4.2	6	0.1	4	1	0
Grand Total 2013	11539	1152	77.3	71.9	8053	79.5	73.6	37.8	17.1	5.9	316	4.3	2	57	20

\* Eligible refers to AFP cases with inadequate stool specimens

\*\* Total number of contacts from eligible AFP cases and from other AFP cases as per with country criteria for contact sampling

## Last wild contacts in EMRO, 01/01/2013- 28/09/2014

Year	Country	Data	Date of Most Recent stool collection
		Count of wild contacts	
2013	Syria	3	04/02/2014
	Afghanistan	1	01/01/2014
	Pakistan	7	21/12/2013
	Somalia	305	30/11/2013
<b>2013 Total</b>		<b>316</b>	<b>04/02/2014</b>
2014	Pakistan	5	26/07/2014
	IRQ	1	26/02/2014
<b>2014 Total</b>		<b>6</b>	<b>26/07/2014</b>

## Number and distribution by district of -ve index AFP cases identified as wild positive by contact in EMR, 2014

COUNTRY	PROVINCE	DISTRICT	Count	First case	Last case
PAK	KHYBER PAKHTOON	BANNU	1	03/03/2014	03/03/2014
<b>PAK Total</b>			<b>1</b>	<b>03/03/2014</b>	<b>03/03/2014</b>
<b>Grand Total</b>			<b>1</b>	<b>03/03/2014</b>	<b>03/03/2014</b>



**Table 5: Laboratory investigation of AFP cases with paralysis onset in 2014 up to Week (39/14) / Ending on : (28/09/2014)**

Country	Polio laboratories  Sequencing performed by CDC and RIVM laboratories	AFP cases with specimens	Preliminary virus isolation results of AFP cases						Poliovirus intratypic differentiation results #											Indicators				Latest report Date			
			Referred for ITD		NPEV only	Negative	Pending		Type 1			Type 2			Type 3			Discordant pending sequence	NPEV by PCR	Non-EV	Pending ITD	% specimens positive for NPEV*	% AFP cases with culture results within 14 days		% AFP cases with ITD results within 7 days	% AFP cases with ITD results within 45 days of onset**	
			L20B+	L20B+/NPEV			received < / = 14 days	received > 14 days ago	Wild	Sabin	VPV	Wild	Sabin	VPV	Wild	Sabin	VPV										
Afghanistan	RRL Pakistan	1656	102	10	302	1179	63		10	55			23			48			1				18%	97%	92%	98%	27/09/2014
Bahrain	PNL Oman	14				5	9																36%	100%		93%	29/09/2014
Djibouti	NPL Kenya	2						2																			14/09/2014
Egypt***	RRL Egypt	710	23	6	117	539	25			13			6	1		11			4	1			16%	99%	97%	100%	25/09/2014
Iran	NPL Iran	544	8		12	508	15	1		3	1		1	1		2							2%	100%	100%	99%	27/09/2014
Iraq	RRL Egypt	434	24		60	343	3	4	2	9			3			14							13%	100%	100%	86%	20/09/2014
Jordan	RRL Tunisia	31			2	27	2																9%	100%			28/09/2014
Kuwait	RRL Kuwait	20				11		9															4%	100%		100%	14/09/2014
Lebanon	RRL Egypt	29	1			26	2						1										3%	100%	100%	93%	25/09/2014
Libya	RRL Tunisia	30			2	28																	7%	100%		97%	26/09/2014
Morocco	RRL Tunisia	64	2		4	58				2			2			2							5%	100%	50%	94%	26/09/2014
Oman	NPL Oman	21			3	14	4																18%	100%		100%	29/09/2014
Pakistan	RRL Pakistan	3658	347	36	750	2326	199		173	87			51	20		91			10	5		1	20%	97%	93%	97%	27/09/2014
Palestine & UNRWA		16			2	13		1															13%	0%		100%	28/09/2014
Qatar	NPL Oman	5				5																	0%	100%		100%	29/09/2014
Saudi Arabia	NPL Oman	140	1		4	125	4	6								1							3%	99%	100%	100%	22/09/2014
Somalia	NPL Kenya	319	29		33	238	3	16	5	16						17							11%	7%		92%	26/09/2014
Sudan	RRL Egypt	317	3		44	249	16	5					4			1			1				12%	94%	100%	100%	28/09/2014
South Sudan	NPL Kenya	South Sudan has moved to AFRO Region starting October 2013																							02/07/2014		
Syria	RRL Egypt	164	14		2	143	3	2	1	3			6			8			3				2%	99%	100%	65%	18/09/2014
Tunisia	RRL Tunisia	29			1	26	2																6%	100%		100%	26/09/2014
U.A.E	NPL Oman	13				13																	0%	100%		85%	29/09/2014
Yemen	RRL Egypt	384	22	3	65	269	23			15			7			13					1		15%	96%	100%	99%	25/09/2014
<b>Total EMR 2014</b>		8600	576	55	1408	6149	364	46	191	203	1		104	22		208			13	11	2	1	15%	94%	94%	98%	
<b>Total EMR 2013</b>		11357	826	56	1815	8656		2	271	285			144	56		274	1		4	16	12		15%	92%	98%	96%	

\* Specimens from all sources including non-AFP cases, excluding environmental samples

\*\* This indicator reflects surveillance and laboratory activities

Total wild P1 cases for Syria in 2013 is 35 cases  
 Table (5) in Polio Fax reflecting lab data is only showing 27 wild cases as the over 8 cases were cross notified and not processed in National Polio Lab of Syria



Environmental surveillance initiated in **Egypt** in September 2000 showed the following:

Result	2010	2011	2012	2013	2014
Negative	183	178	196	304	252
Pending					23
Wild			2		
VDPVP2			7	3	1
VDPVP1			1		1
Sabin	233	270	205	165	16
Total	416	448	411	472	293

YEA	Province	Site	Count	First date	Last Date	
2013	VDPVP2	CAIRO	AL HAGGANA 2	1	08/01/2013	08/01/2013
		FAYOUM	FAYOUM CITY	1	14/04/2013	14/04/2013
		MINYA	AQURQAS	1	04/03/2013	04/03/2013
	VDPVP2 Total			3	08/01/2013	14/04/2013
2014	VDPVP2	GIZA	AL WASLA	1	04/03/2014	04/03/2014
		VDPVP2 Total			1	04/03/2014
	VDPVP1	QALUBIA	BENHA	1	20/04/2014	20/04/2014
		VDPVP1 Total			1	20/04/2014

Environmental Surveillance in Palestine 2013-2014					
Year	Result	Site	Count	First Date	Last Date
2013	Wild P1	Gaza Rafah - Tel Sultan	4	18/08/13	17/11/13
		West Bank - Tulkarem	1	30/06/13	30/06/13
		West Bank - Hebron	1	01/09/13	01/09/13
		West Bank - Salfit	1	01/09/13	01/09/13
2014	Wild P1	Gaza Rafah - Sheik Ajlun	1	05/01/14	05/01/14

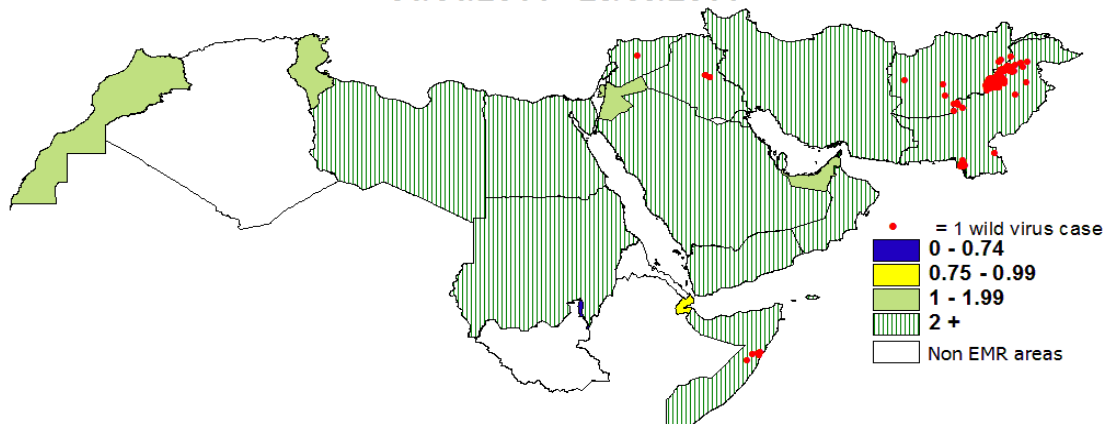
Environmental surveillance initiated in **Pakistan** in August 2009 showed the following:

Status	2009	2010	2011	2012	2013	2014
Negative	27	77	68	150	265	230
pending						30
Wild	18	79	136	89	66	68
Grand Total	45	156	204	239	331	328

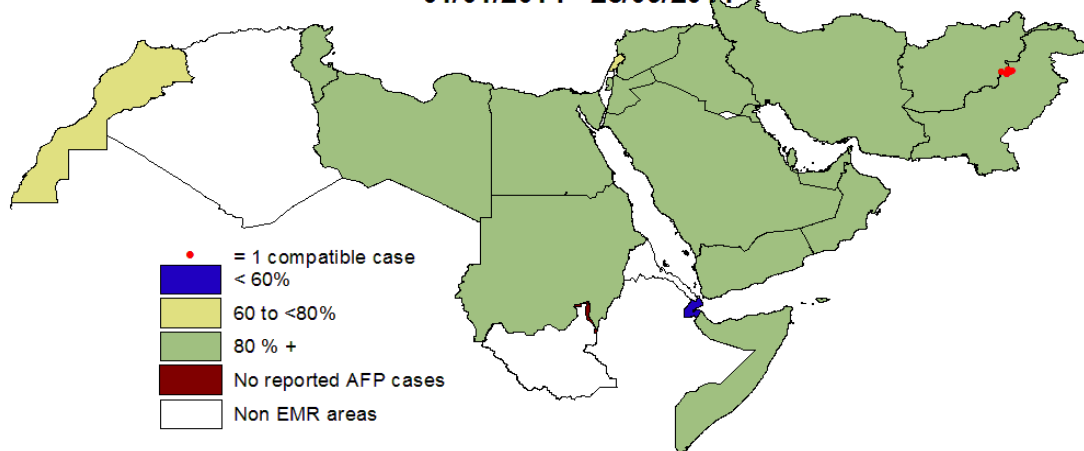
Year	SITEDIST	SITENAME	Count Wild	First date	Last date
2014	KHI.BALDIA TOWN	SAJJAN GOTH	2	27/01/2014	17/07/2014
		BALDIA COMPOSITE	3	08/01/2014	04/09/2014
	KHI.GADAP TOWN	COMPOSITE SAMPLE	6	10/01/2014	10/07/2014
		SOHRAB GOTH	4	22/01/2014	21/08/2014
		CHAKORA NULLA	4	04/02/2014	05/08/2014
	KHI.GULSHAN-E-IQBAL TOWN	RASHID MINHAS RD LAY	7	17/01/2014	16/07/2014
		GULSHAN RAVI STATION	2	05/05/2014	05/08/2014
	LAHORE	OUTFALL STATION	12	12/04/2014	12/08/2014
		LARA MA	4	25/01/2014	24/06/2014
	PESHAWAR	SHAHEEN TOWN	6	10/01/2014	11/08/2014
		SAFDAR ABAD	2	28/01/2014	11/08/2014
	RAWALPINDI	DHOKE DALLAL	1	21/05/2014	21/05/2014
		JATAK KILLI & TAKHTHANI BY PASS	4	31/03/2014	28/08/2014
	QUETTA	SUR PUL	2	20/03/2014	20/06/2014
		ALI TOWN	1	19/07/2014	19/07/2014
	MULTAN	MIANI PUMPING STATION	1	05/06/2014	05/06/2014
SUKKUR	TULSIDAS PUMPING STATION	5	06/05/2014	03/09/2014	
HYDERABAD	KHANDAK	1	25/08/2014	25/08/2014	
KANDAHAR	SADDAR PUMPING STATION	1	15/08/2014	15/08/2014	
JACOBABAD					
2014 Total			68	08/01/2014	04/09/2014



### Non polio AFP rate and wild virus in EMR, 01/01/2014 - 28/09/2014



### Percent of AFP cases with adequate samples and compatible cases in EMR, 01/01/2014 - 28/09/2014



### Wild polio cases by country and date of onset of paralysis in EMR, 2013-2014

Year	COUNTRY	P1			Total Count	First Case	Last Case
		Count	First Case	Last Case			
2013	AFG	14	31/01/2013	20/12/2013	14	31/01/2013	20/12/2013
	PAK	93	14/01/2013	31/12/2013	93	14/01/2013	31/12/2013
	SOM	194	17/04/2013	20/12/2013	194	17/04/2013	20/12/2013
	SYR	35	14/07/2013	28/12/2013	35	14/07/2013	28/12/2013
<b>2013 Total</b>		<b>336</b>	<b>14/01/2013</b>	<b>31/12/2013</b>	<b>336</b>	<b>14/01/2013</b>	<b>31/12/2013</b>
2014	AFG	10	14/01/2014	01/09/2014	10	14/01/2014	01/09/2014
	IRQ	2	10/02/2014	07/04/2014	2	10/02/2014	07/04/2014
	PAK	174	03/01/2014	14/09/2014	174	03/01/2014	14/09/2014
	SOM	5	11/05/2014	11/08/2014	5	11/05/2014	11/08/2014
	SYR	1	21/01/2014	21/01/2014	1	21/01/2014	21/01/2014
<b>2014 Total</b>		<b>192</b>	<b>03/01/2014</b>	<b>14/09/2014</b>	<b>192</b>	<b>03/01/2014</b>	<b>14/09/2014</b>



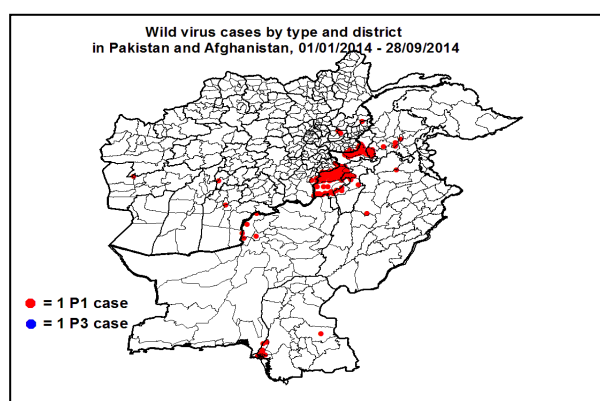
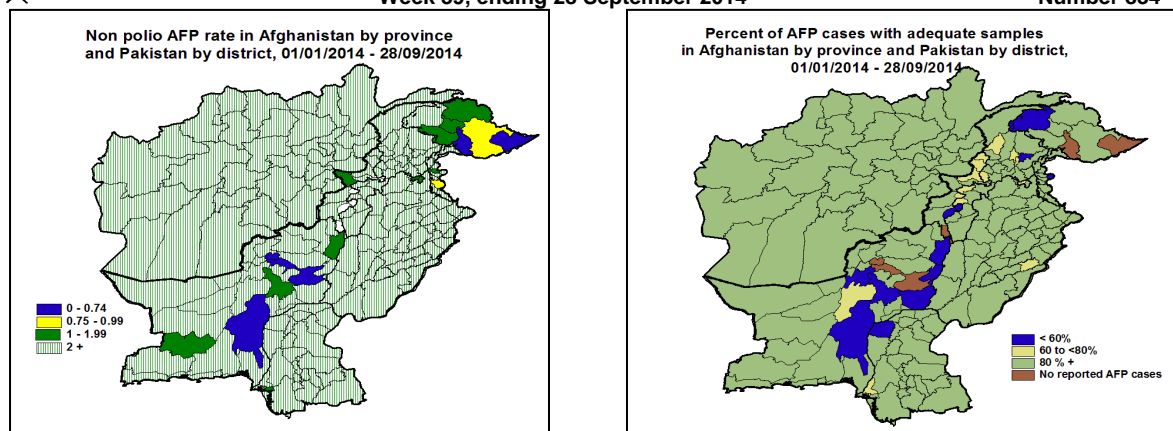
## World Health Organization – Regional Office for Eastern Mediterranean

## AFP SURVEILLANCE

29-Sep-14

Week 39, ending 28 September 2014

Number 834

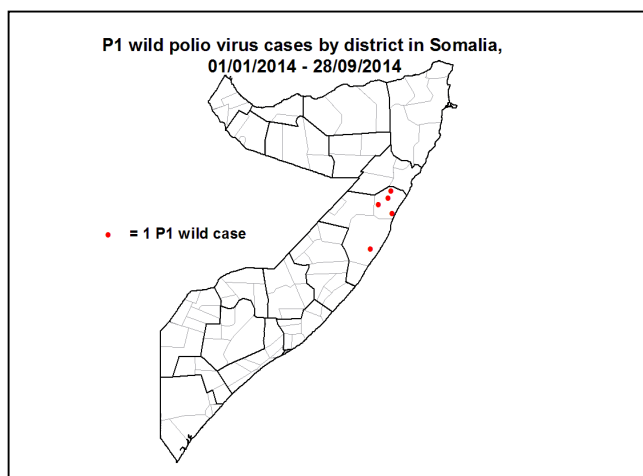
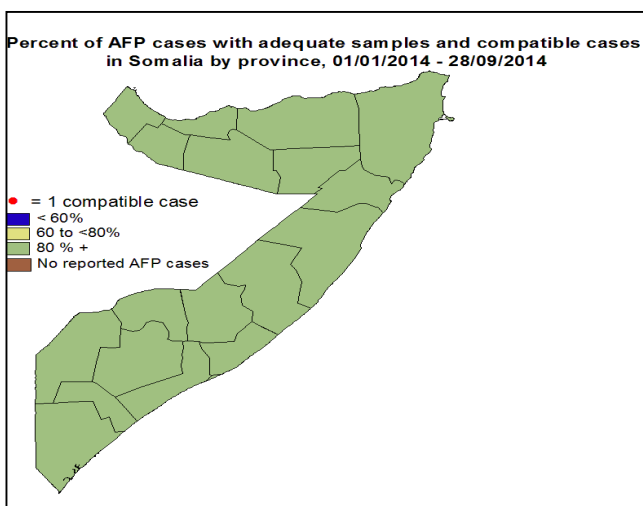
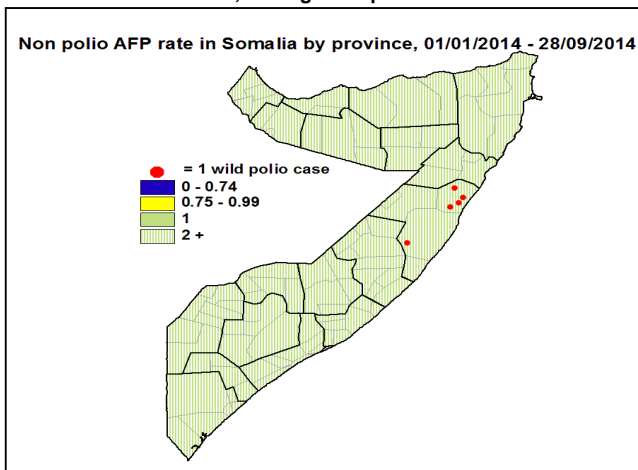


## Wild Polio cases by district and date of onset of paralysis, Afghanistan 2014

PROVINCE	DISTRICT	P1		
		Count	First case	Last case
KANDAHAR	KANDAHAR	1	01/09/2014	01/09/2014
PAKTIKA	BERMEL	1	23/08/2014	23/08/2014
KHOST	TEREZAYI	1	17/06/2014	17/06/2014
FARAH	KHAK-E-SAFED	1	03/06/2014	03/06/2014
URUZGAN	DEHRAWUD	1	20/05/2014	20/05/2014
NANGARHAR	ACHIN	1	15/05/2014	15/05/2014
	MUHMAND DARA	1	25/02/2014	25/02/2014
LAGHMAN	ALINGAR	2	14/01/2014	06/04/2014
KUNAR	GHAZIABAD	1	31/01/2014	31/01/2014
Grand Total		10	14/01/2014	01/09/2014

## Wild Polio cases by district and date of onset of paralysis, Pakistan 2014


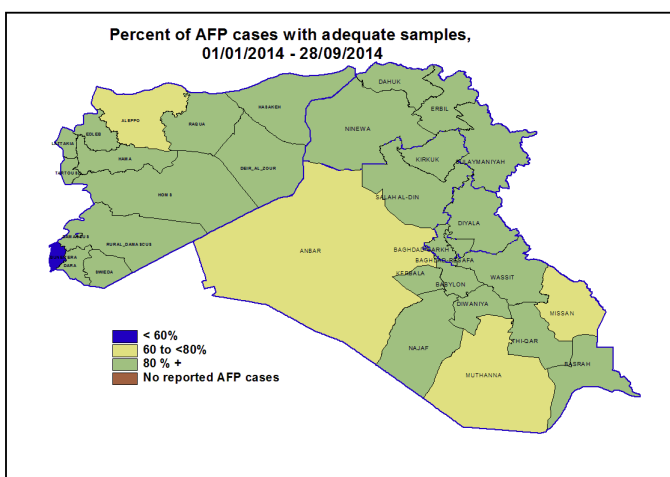
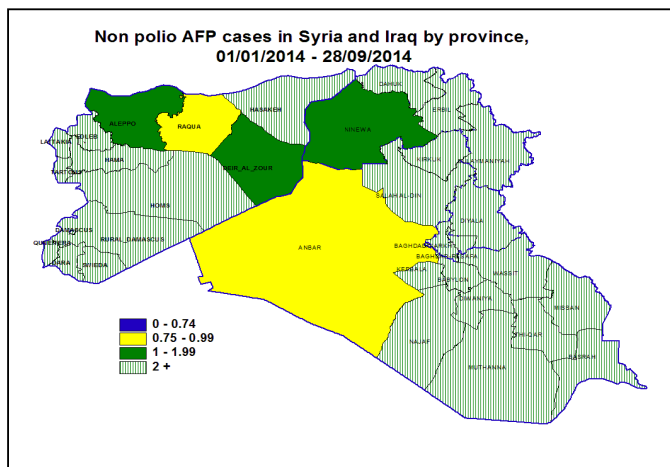
PROVINCE	DISTRICT	P1		
		Count	First case	Last case
FATA	KHYBER	36	12/01/2014	14/09/2014
	WAZIR-N	68	03/01/2014	05/09/2014
	WAZIR-S	15	12/02/2014	28/08/2014
	FR BANNU	2	14/02/2014	02/05/2014
BALOCHISTAN	KABDULAH	3	02/07/2014	11/09/2014
	QUETTA	2	03/08/2014	02/09/2014
KHYBER PAKHTOON	TORGHAR	1	06/09/2014	06/09/2014
	TANK	4	29/07/2014	03/09/2014
	PESHAWAR	9	31/01/2014	25/08/2014
	BUNIR	2	17/08/2014	22/08/2014
	LAKKIMRWT	2	24/06/2014	06/08/2014
	BANNU	12	26/01/2014	30/07/2014
	MARDAN	1	15/06/2014	15/06/2014
SINDH	KHILIAQAT	1	01/09/2014	01/09/2014
	KHIORANGI	2	30/03/2014	17/08/2014
	KHIGADAP	6	26/03/2014	16/08/2014
	KHILANDHI	2	06/06/2014	08/07/2014
	SANGHAR	1	24/06/2014	24/06/2014
	KHINORTH	1	20/06/2014	20/06/2014
	KHISITE	1	04/05/2014	04/05/2014
	KHIBALDIA	1	10/02/2014	10/02/2014
	BHAKKAR	1	16/08/2014	16/08/2014
CHAKWAL	1	07/07/2014	07/07/2014	
PUNJAB				
Grand Total		174	03/01/2014	14/09/2014



**Wild Polio cases by district and date of onset of paralysis, Somalia 2014**

				P1		
Year	PROVINCE	DISTRICT	Count	First case	Last case	
2014	MUDUG	HOBYO	1	11/08/2014	11/08/2014	
		JARIBAN	4	11/05/2014	03/06/2014	
2014 Total			5	11/05/2014	11/08/2014	
Grand Total			5	11/05/2014	11/08/2014	





**Wild Polio cases by district and date of onset of paralysis, Iraq - Syria 2014**

COUNTRY	PROVINCE	DISTRICT	Count	First case	Last case
IRQ	BAGHDAD-RESAFA	MADA'IN	1	07/04/2014	07/04/2014
		SHA'B	1	10/02/2014	10/02/2014
IRQ Total			2	10/02/2014	07/04/2014
SYR	HAMA	SALAMEYEH	1	21/01/2014	21/01/2014
SYR Total			1	21/01/2014	21/01/2014



**Circulating VDPV cases and date of onset of paralysis in EMR countries by districts  
2013-2014**

Year	COUNTRY	PROVINCE	DISTRICT	cVDP2			cVDP3		
				Count	First Case	Last Case	Count	First Case	Last Case
2013	AFG	KANDAHAR	SHAHWALIKOT	1	13/03/2013	13/03/2013			
		HILMAND	NAD-E-ALI	2	22/01/2013	20/02/2013			
	AFG Total			3	22/01/2013	13/03/2013			
	PAK	FATA	WAZIR-N	41	10/04/2013	30/12/2013			
			MOHMAND	1	13/07/2013	13/07/2013			
		SINDH	KHIGADAP	4	21/02/2013	03/07/2013			
		BALOCHISTAN	MASTUNG	1	27/06/2013	27/06/2013			
			JAFARABAD	1	11/01/2013	11/01/2013			
	PAK Total			48	11/01/2013	30/12/2013			
	SOM	LOWER SHABELLE	AFGOI	1	09/01/2013	09/01/2013			
SOM Total			1	09/01/2013	09/01/2013				
YEM	SAADAH	SAHAR				1	12/07/2013	12/07/2013	
YEM Total						1	12/07/2013	12/07/2013	
2013 Total				52	09/01/2013	30/12/2013	1	12/07/2013	12/07/2013
2014	PAK	KHYBER PAKHTOON	PESHAWAR	1	01/08/2014	01/08/2014			
			LAKKIMRWT	1	08/05/2014	08/05/2014			
			BANNU	1	03/05/2014	03/05/2014			
		FATA	KHYBER	1	23/06/2014	23/06/2014			
			FR BANNU	8	24/01/2014	27/05/2014			
			WAZIR-N	7	03/01/2014	12/04/2014			
	PAK Total			19	03/01/2014	01/08/2014			

In 2013, 1 AFP case in Somalia was identified as VDPV by contact

In 2014, 1 AFP case in Pakistan was identified as VDPV by contact

In 2014, 1 AFP case in Pakistan from Khyber district, FATA province with date of onset 27/05/2014 was identified as WPV1 & cVDPV2.

The case is classified as wild and reflected in page -2- table (3), pages 6 & 7 of the polio fax. Accordingly final number of cVDPV cases in Pakistan for 2014 is (20)