



AFP SURVEILLANCE

24-Nov-14

Week 47, ending 23 November 2014

Number 842

Table 1: Acute Flaccid Paralysis (AFP) cases by week of onset

Country	Reported AFP cases by week of onset - Week (47/14) / Ending on : 23/11/14														
	Total AFP 2012	Total AFP 2013	Total AFP to date, 2014	W 36 07 Sep 14	W 37 14 Sep 14	W 38 21 Sep 14	W 39 28 Sep 14	W 40 01 Oct 14	W 41 12 Oct 14	W 42 19 Oct 14	W 43 26 Oct 14	W 44 02 Nov 14	W 45 09 Nov 14	W 46 16 Nov 14	W 47 23 Nov 14
Afghanistan	1829	1897	2100	47	37	43	62	32	52	63	55	47	41	33	3
Bahrain	19	12	15	0	0	0	0	0	0	1	0	0			
Djibouti	6	7	2	0	1	0	0	0	0	0	0	0			
Egypt	1022	1007	840	19	15	17	14	7	16	17	13	22	19	3	
Iran	689	708	646	18	12	14	11	9	22	12	13	10	6	3	0
Iraq	467	444	510	3	8	13	8	5	9	4	6	4	8	5	
Jordan ****	34	35	40	0	0	1	1	0	2	1	3	3	0		
Kuwait	36	39	26	0	0	2	1	1	0	0	1	1	2	0	0
Lebanon ****	24	33	39	1	1	0	2	1	1	1	1	2	1	1	1
Libya	42	58	40	0	2	2	2	0	1	1	0	1	0	0	
Morocco	81	106	86	2	0	2	1	0	1	1	2	2	0	0	
Oman	31	20	25	0	0	4	0	0	1	1	1	1	0	0	
Pakistan	5036	4790	4261	126	100	106	117	99	85	77	76	61	32	12	0
Palestine ****	21	38	20	0	0	0	0	0	0	0	1	0	2	1	0
Qatar	13	8	7	0	0	0	0	1	0	1	0	0	0	0	
Saudi Arabia	227	220	172	1	4	2	7	2	5	4	2	2	5	0	
Somalia	148	546	362	7	4	3	5	5	10	2	6	8	3	0	
Sudan	384	410	395	10	14	8	7	2	11	11	18	12	7	2	0
South Sudan	326	294	0	South Sudan has now moved to the African Region starting October 2013											
Syria ****	109	180	202	6	5	3	2	0	8	8	5	1	1	0	
Tunisia	61	43	40	2	1	0	1	0	4	3	0	1	0	0	
U.A.E	40	31	21	1	0	0	0	0	1	0	1	1	1	1	0
Yemen	475	614	484	6	12	16	8	8	13	11	14	13	11	7	0
Total EMR	11120	11540	10333	249	216	236	249	172	242	219	218	192	139	68	4

No data = No report received

Table 2: Confirmed polio cases by month of onset

Country	Total year 2012	Total year 2013	23/11		Confirmed polio cases by month of onset											
			2013	2014	December 2013	January 2014	February 2014	March 2014	April 2014	May 2014	June 2014	July 2014	August 2014	September 2014	October 2014	November 2014
Afghanistan	37	14	11	21	2	2	1	0	1	2	2	0	1	7	4	1
Bahrain	0	0	0	0	0	0	0	0	0	0	0	0	0	0		
Djibouti	0	0	0	0	0	0	0	0	0	0	0	0	0	0	0	
Egypt	0	0	0	0	0	0	0	0	0	0	0	0	0	0		
Iran	0	0	0	0	0	0	0	0	0	0	0	0	0	0		
Iraq	0	0	0	2	0	0	1	0	1	0	0	0	0	0		
Jordan ****	0	0	0	0	0	0	0	0	0	0	0	0	0	0		
Kuwait	0	0	0	0	0	0	0	0	0	0	0	0	0	0	0	
Lebanon ****	0	0	0	0	0	0	0	0	0	0	0	0	0	0		
Libya	0	0	0	0	0	0	0	0	0	0	0	0	0	0		
Morocco	0	0	0	0	0	0	0	0	0	0	0	0	0	0		
Oman	0	0	0	0	0	0	0	0	0	0	0	0	0	0		
Pakistan	58	93	74	260	17	17	18	14	17	16	18	30	40	49	28	13
Palestine ****	0	0	0	0	0	0	0	0	0	0	0	0	0	0	0	
Qatar	0	0	0	0	0	0	0	0	0	0	0	0	0	0	0	
Saudi Arabia	0	0	0	0	0	0	0	0	0	0	0	0	0	0		
Somalia	0	194	192	5	1	0	0	0	0	2	2	0	1	0		
Sudan	0	0	0	0	0	0	0	0	0	0	0	0	0	0		
South Sudan	0	0	0	0	South Sudan has now moved to the African Region starting October 2013											
Syria ****	0	35	31	1	3	1	0	0	0	0	0	0	0	0	0	
Tunisia	0	0	0	0	0	0	0	0	0	0	0	0	0	0		
U.A.E	0	0	0	0	0	0	0	0	0	0	0	0	0	0		
Yemen	0	0	0	0	0	0	0	0	0	0	0	0	0	0		
Total EMR	95	336	308	289	23	20	20	14	19	20	22	30	42	56	32	14

**** UNRWA cases are included with those of country of residence



Table 3: Investigation of AFP cases with paralysis onset in 2013 & 2014 up to Week (47/14) / Ending on : (23/11/2014)

COUNTRY	2013											2014											Latest line List Date		
	AFP									Specimen	Wild cases ****		AFP									Specimen		Wild cases ****	
	Total AFP cases onset 2013	Case classification					Non polio AFP rate **	AFP cases pending classification > 90 days from onset of paralysis	AFP cases pending classification and lab > 90 days from onset of paralysis	% with *** adequate specimens	Wild P1 Poliovirus	Wild P3 Poliovirus	Total AFP cases onset 2014	Case classification					Annualized Non polio AFP rate **	AFP cases pending classification > 90 days from onset of paralysis	AFP cases pending classification and lab > 90 days from onset of paralysis	% with *** adequate specimens		Wild P1 Poliovirus	Wild P3 Poliovirus
		Total Confirmed Polio Cases *	Polio Compatible	Pending Classification	Discarded (non polio AFP)	VDPV								Total Confirmed Polio Cases *	Polio Compatible	Pending Classification	Discarded (non polio AFP)	VDPV							
Afghanistan	1897	14	4	0	1875	4	9.9	0	0	93.0	14	0	2100	21	1	142	1936	0	12.3	18	2	93.3	21	0	16/11/2014
Bahrain	12	0	0	0	12	0	4.4	0	0	91.7	0	0	15	0	0	1	14	0	6.2	0	0	100.0	0	0	02/11/2014
Djibouti	7	0	1	0	6	0	2.4	0	0	85.7	0	0	2	0	0	2	0	0	0.8	1	0	50.0	0	0	02/11/2014
Egypt	1007	0	0	0	1007	0	3.0	0	0	92.5	0	0	840	0	0	73	766	1	2.8	2	0	91.4	0	0	13/11/2014
Iran	708	0	0	0	707	1	4.0	0	0	95.8	0	0	646	0	0	73	573	2	4.0	0	0	96.3	0	0	23/11/2014
Iraq	444	0	0	0	444	0	3.1	0	0	84.2	0	0	510	2	0	27	481	0	3.9	8	1	89.4	2	0	20/11/2014
Jordan	35	0	0	0	35	0	1.4	0	0	91.4	0	0	40	0	0	15	25	0	1.8	3	0	92.5	0	0	09/11/2014
Kuwait	39	0	0	0	39	0	5.1	0	0	94.9	0	0	26	0	0	1	25	0	3.5	0	0	92.3	0	0	23/11/2014
Lebanon	33	0	0	0	33	0	2.2	0	0	45.5	0	0	39	0	0	11	28	0	2.3	2	0	64.1	0	0	21/11/2014
Libya	58	0	0	0	58	0	2.8	0	0	93.1	0	0	40	0	0	7	33	0	2.1	3	2	97.5	0	0	22/11/2014
Morocco	106	0	0	0	106	0	1.0	0	0	73.6	0	0	86	0	0	25	61	0	0.9	19	1	67.4	0	0	17/11/2014
Oman	20	0	0	0	20	0	2.5	0	0	95.0	0	0	25	0	0	2	23	0	3.5	0	0	92.0	0	0	16/11/2014
Pakistan	4790	93	24	0	4625	48	6.0	0	0	88.7	93	0	4261	260	12	307	3659	24	5.7	138	19	89.7	260	0	23/11/2014
Palestine	38	0	0	0	38	0	2.2	0	0	94.7	0	0	20	0	0	4	16	0	1.3	0	0	90.0	0	0	23/11/2014
Qatar	8	0	0	0	8	0	3.4	0	0	100.0	0	0	7	0	0	2	5	0	2.6	0	0	100.0	0	0	20/11/2014
Saudi Arabia	220	0	0	0	220	0	2.4	0	0	96.4	0	0	172	0	0	32	140	0	2.1	0	0	97.1	0	0	20/11/2014
Somalia	546	194	15	0	336	1	6.4	0	0	86.8	194	0	362	5	0	15	342	0	7.1	5	0	97.0	5	0	21/11/2014
Sudan	410	0	0	0	409	1	2.6	0	0	97.6	0	0	395	0	0	20	375	0	2.7	1	0	97.2	0	0	23/11/2014
South Sudan	294	0	0	0	294	0	3.5	0	0	93.5	0	0	South Sudan has now moved to African Region starting October 2013											02/07/2014	
Syria	180	35	12	0	133	0	1.7	0	0	67.2	35	0	202	1	0	4	197	0	2.9	0	0	90.6	1	0	22/11/2014
Tunisia	43	0	0	0	43	0	1.6	0	0	74.4	0	0	40	0	0	4	36	0	1.7	2	1	82.5	0	0	21/11/2014
U.A.E	31	0	0	0	31	0	3.1	0	0	100.0	0	0	21	0	0	4	17	0	2.2	0	0	90.5	0	0	23/11/2014
Yemen	614	0	0	0	613	1	5.1	0	0	91.4	0	0	484	0	0	53	431	0	4.5	1	0	95.7	0	0	23/11/2014
EMR	11540	336	56	0	11092	56	4.6	0	0	90.1	336	0	10333	289	13	824	9183	27	4.5	203	26	91.7	289	0	
2012	11120	95	15	0	10973	40	4.5	0	0	90.6	93 #	3 #													

* Confirmed polio cases refer to wild isolation from AFP cases or from contacts of negative index AFP cases

** Non-polio AFP per 100,000 children <15 years

*** Adequate here refers to two stool specimens collected at least 24 hours apart, within 14 days of paralysis onset

**** AFP cases co infected with P1 and P3 are counted separately as wild isolates

In 2012, 1 AFP case in Pakistan had co infection P1 & P3 from 2 contacts P1 & P3



Table 4: Investigation of contacts of AFP cases with paralysis onset in 2014 up to Week (47/14) / Ending on : (23/11/2014)

Country	No. of AFP cases	No. of eligible AFP cases for contact sampling*	% of eligible AFP cases with contact samplings	% of eligible AFP cases with 3+ contacts	Total number of Contacts**	% of contacts under 5 years	% of contacts with specimens collected within 7 days of notification of index	% Contact specimens in lab within 3 days of collection	% Contact specimens positive for NPEV	% Contact specimens positive for Sabin like virus	No. of contacts positive for wild virus	% of wild polio virus isolation from contacts	No. of Contacts positive for VDPVs	No. of -ve index AFP cases identified positive by contact	No. of district identified infected from contacts
Afghanistan	2100	141	88.7	88.7	1008	96.0	66.8	29.4	26.3	5.2	2	0.2		1	0
Bahrain	15	0			0						0			0	0
Djibouti	2	1	100.0	0.0	1	0.0	100.0				0			0	0
Egypt	840	81	71.6	70.4	310	83.5	54.2	98.9	16.8	0.4	0	0.0		0	0
Iran	646	24	87.5	83.3	134	71.6	41.0	61.9	2.2	4.5	0	0.0		0	0
Iraq	510	54	75.9	50.0	213	65.3	13.1	75.4	10.6	6.0	1	0.5		0	0
Jordan	40	3	0.0	0.0	0						0			0	0
Kuwait	26	2	50.0	50.0	42	42.9	90.5	100.0	4.8	2.4	0	0.0		0	0
Lebanon	39	14	64.3	50.0	26	26.9	73.1	27.3	9.1	9.1	0	0.0		0	0
Libya	40	1	100.0	0.0	2	100.0	100.0	0.0	0.0	0.0	0	0.0		0	0
Morocco	86	28	42.9	39.3	62	38.7	53.2	51.9	5.6	0.0	0	0.0		0	0
Oman	25	2	0.0	0.0	32	84.4	68.8	100.0	21.9	6.3	0	0.0		0	0
Pakistan	4261	438	71.5	65.8	1156	88.2	60.1	66.4	26.7	5.4	11	1.0	4	3	0
Palestine	20	2	0.0	0.0	0						0			0	0
Qatar	7	0			0						0			0	0
Saudi Arabia	172	5	100.0	80.0	16	75.0	18.8	100.0	0.0	0.0	0	0.0		0	0
Somalia	362	11	81.8	81.8	1061	91.5	96.7	20.0	10.2	5.2	0	0.0		0	0
Sudan	395	11	100.0	100.0	198	80.8	58.6	47.2	6.3	2.5	0	0.0		0	0
South Sudan	South Sudan has now moved to African Region starting October 2013														
Syria	202	19	63.2	21.1	296	31.4	85.1	51.2	4.5	3.1	0	0.0		0	0
Tunisia	40	7	42.9	0.0	14	28.6	57.1	76.9	7.7	0.0	0	0.0		0	0
U.A.E.	21	2	0.0	0.0	0						0			0	0
Yemen	484	21	66.7	66.7	816	55.4	79.3	12.1	11.5	2.8	0	0.0		0	0
Grand Total 2014	10333	867	73.4	66.7	5387	78.9	70.3	42.6	16.7	4.3	14	0.3	4	4	0
Grand Total 2013	11540	1153	77.3	71.6	8053	79.5	73.7	37.8	17.1	5.9	316	4.3	2	57	20

* Eligible refers to AFP cases with inadequate stool specimens

** Total number of contacts from eligible AFP cases and from other AFP cases as per with country criteria for contact sampling

Last wild contacts in EMRO, 01/01/2013- 23/11/2014

Year	Country	Data	
		Count of wild contacts	Date of Most Recent stool collection
2013	Syria	3	04/02/2014
	Afghanistan	1	01/01/2014
	Pakistan	7	21/12/2013
	Somalia	305	30/11/2013
2013 Total		316	04/02/2014
2014	Pakistan	11	29/10/2014
	Afghanistan	2	17/09/2014
	Iraq	1	26/02/2014
2014 Total		14	29/10/2014

Number and distribution by district of -ve index AFP cases identified as wild positive by contact in EMR, 2014

P1						
COUNTRY	PROVINCE	DISTRICT	Count	First case	Last case	
AFG	KANDAHAR	KANDAHAR	1	02/09/2014	02/09/2014	
AFG Total			1	02/09/2014	02/09/2014	
PAK	BALUCHISTAN	QUETTA	1	30/08/2014	30/08/2014	
	KHYBER PAKHTOON	PESHAWAR	1	16/09/2014	16/09/2014	
		BANNU	1	03/03/2014	03/03/2014	
PAK Total			3	03/03/2014	16/09/2014	
Grand Total			4	03/03/2014	16/09/2014	



Table 5: Laboratory investigation of AFP cases with paralysis onset in 2014 up to Week (47/14) / Ending on : (23/11/2014)

Country	Polio laboratories Sequencing performed by CDC and RIVM laboratories	AFP cases with specimens	Preliminary virus isolation results of AFP cases						Poliovirus intratypic differentiation results #											Indicators				Latest report Date		
			Referred for ITD		NPEV only	Negative	Pending		Type 1			Type 2			Type 3		Discordant pending sequence	NPEV by PCR	Non-EV	Pending ITD	% specimens positive for NPEV*	% AFP cases with culture results within 14 days	% AFP cases with ITD results within 7 days		% AFP cases with ITD results within 45 days of onset**	
			L20B+	L20B+/NPEV			received < / = 14 days	received > 14 days ago	Wild	Sabin	VPV	Wild	Sabin	VPV	Wild	Sabin										VPV
Afghanistan	RRL Pakistan	2051	140	14	424	1416	57		20	72			27			63		1	2			20%	95%	93%	98%	22/11/2014
Bahrain	PNL Oman	15				6	9															40%	100%		93%	23/11/2014
Djibouti	NPL Kenya	2						2																		02/11/2014
Egypt***	RRL Egypt	828	23	7	131	600	27	40		13			6	1		11			5	1		16%	99%	97%	99%	23/11/2014
Iran	NPL Iran	656	11		12	617	15	1		3	1		3	1		3						2%	100%	100%	99%	22/11/2014
Iraq	RRL Egypt	511	29		70	396	16		2	12			4			16						14%	100%	100%	81%	20/11/2014
Jordan	RRL Tunisia	42			3	37	2															9%	100%			20/11/2014
Kuwait	RRL Kuwait	23			1	18		4														5%	58%		74%	19/10/2014
Lebanon	RRL Egypt	36	1			29	2	4					1									3%	100%	100%	93%	23/11/2014
Libya	RRL Tunisia	40			3	36	1															8%	100%		95%	14/11/2014
Morocco	RRL Tunisia	73	2		4	65	2		2			2			2							6%	100%	50%	95%	21/11/2014
Oman	NPL Oman	25	1		3	21				1												15%	100%	100%	100%	23/11/2014
Pakistan	RRL Pakistan	4531	506	49	991	2859	128	1	257	124			89	21		133		5	6		2	20%	97%	94%	97%	22/11/2014
Palestine & UNRWA		20			2	13	3	2														13%	0%		100%	23/11/2014
Qatar	NPL Oman	7				7																0%	100%		100%	23/11/2014
Saudi Arabia	NPL Oman	179	1		4	154	13	7								1						3%	99%	100%	100%	23/11/2014
Somalia	NPL Kenya	362	32		44	276	1	9	5	18						18						13%	7%		93%	21/11/2014
Sudan	RRL Egypt	392	4		50	321	12	5					4			1			1			11%	95%	100%	100%	23/11/2014
South Sudan	NPL Kenya	South Sudan has moved to AFRO Region starting October 2013																					02/07/2014			
Syria	RRL Egypt	199	15		6	177	1		1	3			6			8		3				4%	99%	100%	67%	20/11/2014
Tunisia	RRL Tunisia	41			2	36		3														6%	100%		100%	14/11/2014
U.A.E	NPL Oman	18			1	15	2															6%	100%		81%	23/11/2014
Yemen	RRL Egypt	482	24	3	75	328	25	25		15			7			14			1	1		15%	97%	100%	99%	23/11/2014
Total EMR 2014		10533	789	73	1832	7430	307	103	285	263	1		149	23		270		9	15	2	2	16%	94%	95%	97%	
Total EMR 2013		11357	826	56	1815	8656		2	271	285			144	56		274	1	4	16	12		15%	92%	98%	96%	

* Specimens from all sources including non-AFP cases, excluding environmental samples

** This indicator reflects surveillance and laboratory activities

Total wild P1 cases for Syria in 2013 is 35 cases
Table (5) in Polio Fax reflecting lab data is only showing 27 wild cases as the over 8 cases were cross notified and not processed in National Polio Lab of Syria



Environmental surveillance initiated in **Egypt** in September 2000 showed the following:

Result	2010	2011	2012	2013	2014
Negative	183	178	196	304	314
Pending					38
Wild			2		
VDPVP2			7	3	1
VDPVP1			1		1
Sabin	233	270	205	165	16
Total	416	448	411	472	370

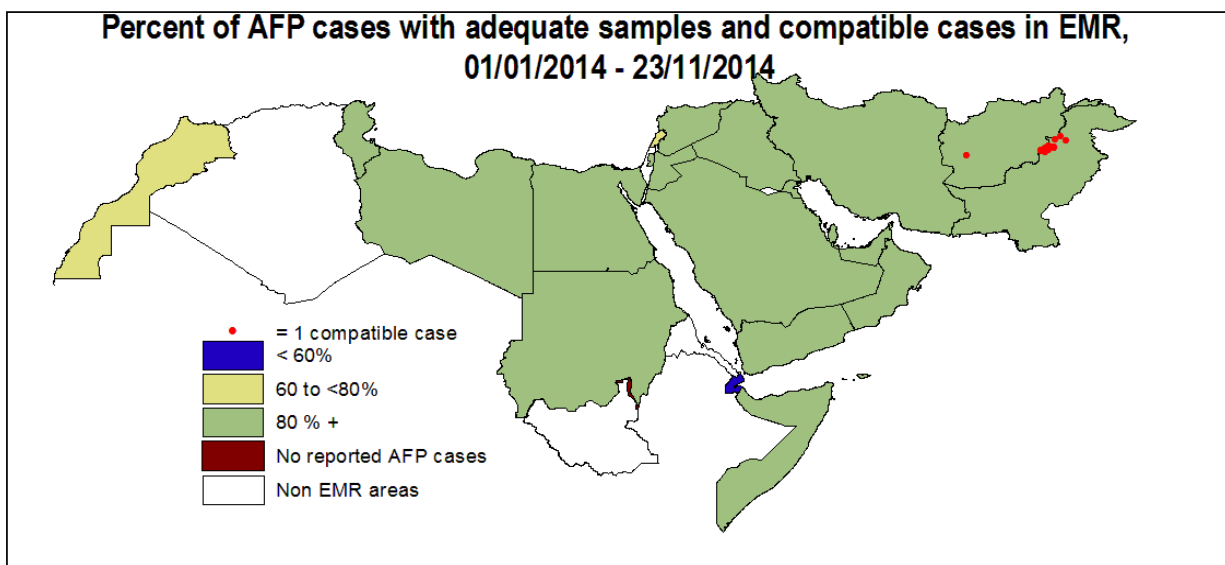
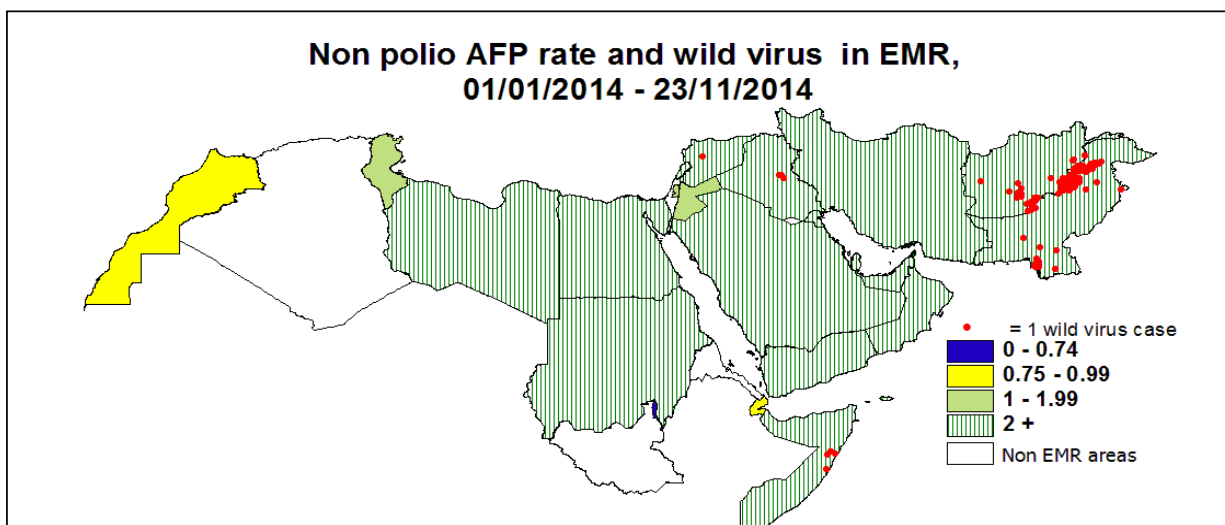
YEA	Province	Site	Count	First date	Last Date	
2013	VDPVP2	CAIRO	AL HAGGANA 2	1	08/01/2013	08/01/2013
		FAYOUM	FAYOUM CITY	1	14/04/2013	14/04/2013
		MINYA	AQRQAS	1	04/03/2013	04/03/2013
	VDPVP2 Total			3	08/01/2013	14/04/2013
2014	VDPVP2	GIZA	AL WASLA	1	04/03/2014	04/03/2014
		VDPVP2 Total			1	04/03/2014
	VDPVP1	QALUBIA	BENHA	1	20/04/2014	20/04/2014
	VDPVP1 Total			1	20/04/2014	20/04/2014

Environmental Surveillance in Palestine 2013-2014					
Year	Result	Site	Count	First Date	Last Date
2013	Wild P1	Gaza Rafah - Tel Sultan	4	18/08/13	17/11/13
		West Bank - Tulkarem	1	30/06/13	30/06/13
		West Bank - Hebron	1	01/09/13	01/09/13
		West Bank - Salfit	1	01/09/13	01/09/13
2014	Wild P1	Gaza Rafah -Sheik Ajlun	1	05/01/14	05/01/14

Environmental surveillance initiated in **Pakistan** in 2009 and **Afghanistan** in 2014 showed the following:

COUNTRY1	Status	2009	2010	2011	2012	2013	2014
AFG	Negative					9	67
	Wild						9
AFG Total						9	76
PAK	Negative	27	77	68	150	256	219
	pending						24
	Wild	18	79	136	89	66	86
PAK Total		45	156	204	239	322	329

Year	COUNTRY	SITDIST	SITENAME	Count	Wild	First date	Last date	
2014	AFG	KANDAHAR	KHANDAK	3		25/08/2014	21/10/2014	
			RAROBAT	3		21/07/2014	21/10/2014	
		HILMAND	BOLAN BRIDGE	1		20/10/2014	20/10/2014	
			RADIO MAHALLIE	1		20/10/2014	20/10/2014	
	NANGARHAR		SANGI QALA	1		20/07/2014	20/07/2014	
			AFG Total			9		20/07/2014
	PAK	KHI.BALDIA TOWN	SAJJAN GOTH	BALDIA COMPOSITE	2		27/01/2014	17/07/2014
				COMPOSITE SAMPLE	3		08/01/2014	04/09/2014
		KHI.GADAP TOWN		SOHRAB GOTH	8		10/01/2014	21/10/2014
					5		22/01/2014	19/09/2014
		KHI.GULSHAN-E-IQBAL TOWN		CHAKORA NULLA	4		04/02/2014	05/08/2014
				RASHID MINHAS RD LAY	7		17/01/2014	16/07/2014
		LAHORE		GULSHAN RAVI STATION	2		05/05/2014	05/08/2014
				OUTFALL STATION	13		12/04/2014	15/09/2014
PESHAWAR			LARA MA	5		25/01/2014	24/10/2014	
			SHAHEEN TOWN	9		10/01/2014	10/11/2014	
RAWALPINDI			SAFDAR ABAD	3		28/01/2014	10/11/2014	
			DHOKE DALLAL	3		21/05/2014	10/11/2014	
QUETTA			JAM-E-SALFIA	1		12/10/2014	12/10/2014	
			JATAK KILLI & TAKHTHANI BY PASS	4		31/03/2014	28/08/2014	
MULTAN		SUR PUL	3		20/03/2014	20/09/2014		
		ALI TOWN	1		19/07/2014	19/07/2014		
SUKKUR		KOTLA ABDUL FATAH	1		29/09/2014	29/09/2014		
		MIANI PUMPING STATION	1		05/06/2014	05/06/2014		
HYDERABAD		TULSIDAS PUMPING STATION	5		06/05/2014	03/09/2014		
		SADDAR PUMPING STATION	2		15/08/2014	14/10/2014		
JACOBABAD		ARMY KAZIBA	2		01/10/2014	01/11/2014		
		HADI PACKET	1		15/10/2014	15/10/2014		
KABDULLAH		MODC DRAIN	1		30/10/2014	30/10/2014		
		PAK Total			86		08/01/2014	10/11/2014
2014 Total				95		08/01/2014	10/11/2014	



Wild polio cases by country and date of onset of paralysis in EMR, 2013-2014

Year	COUNTRY	P1			Total Count	First Case	Last Case
		Count	First Case	Last Case			
2013	AFG	14	31/01/2013	20/12/2013	14	31/01/2013	20/12/2013
	PAK	93	14/01/2013	31/12/2013	93	14/01/2013	31/12/2013
	SOM	194	17/04/2013	20/12/2013	194	17/04/2013	20/12/2013
	SYR	35	14/07/2013	28/12/2013	35	14/07/2013	28/12/2013
2013 Total		336	14/01/2013	31/12/2013	336	14/01/2013	31/12/2013
2014	AFG	21	14/01/2014	05/11/2014	21	14/01/2014	05/11/2014
	IRQ	2	10/02/2014	07/04/2014	2	10/02/2014	07/04/2014
	PAK	260	03/01/2014	11/11/2014	260	03/01/2014	11/11/2014
	SOM	5	11/05/2014	11/08/2014	5	11/05/2014	11/08/2014
	SYR	1	21/01/2014	21/01/2014	1	21/01/2014	21/01/2014
2014 Total		289	03/01/2014	11/11/2014	289	03/01/2014	11/11/2014



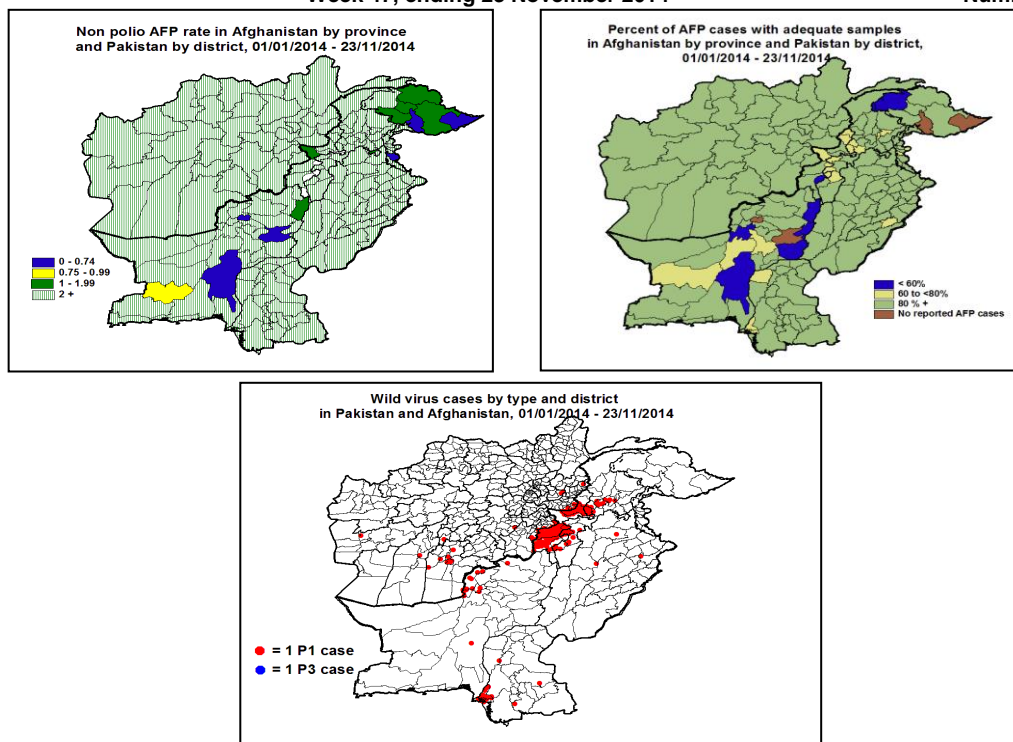
World Health Organization – Regional Office for Eastern Mediterranean

AFP SURVEILLANCE

24-Nov-14

Week 47, ending 23 November 2014

Number 842

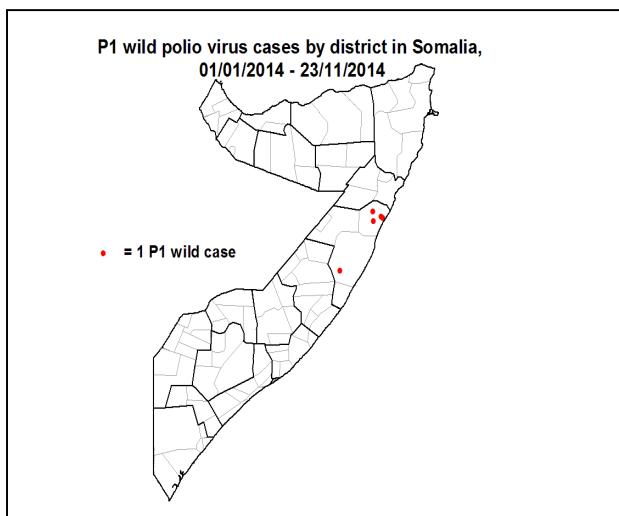
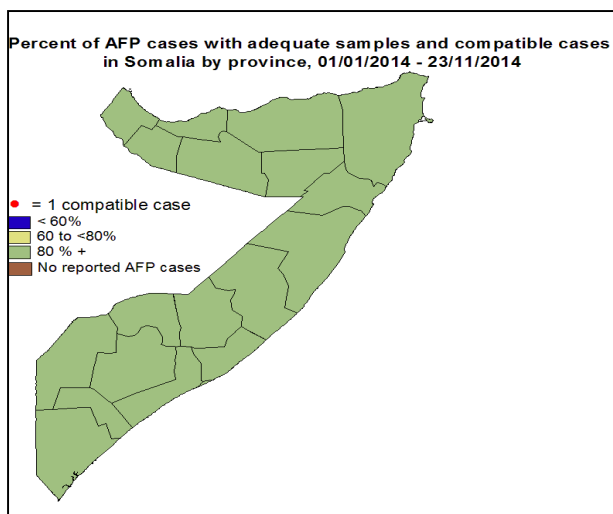
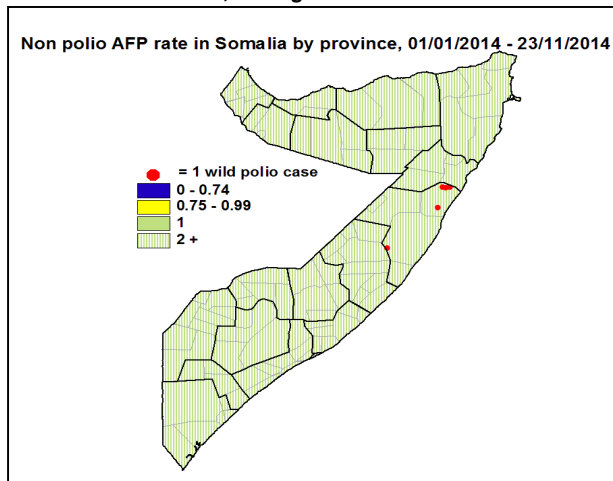


Wild Polio cases by district and date of onset of paralysis, Afghanistan 2014


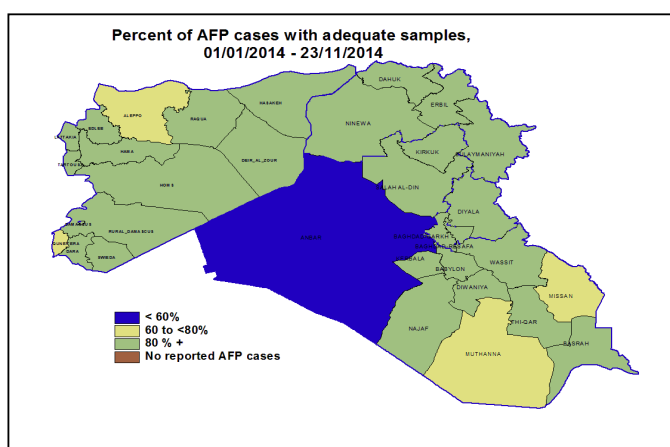
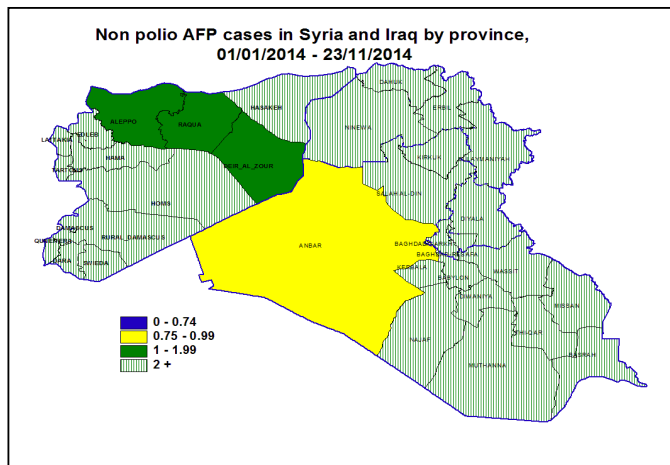
PROVINCE	DISTRICT	P1		
		Count	First case	Last case
KANDAHAR	KANDAHAR	5	01/09/2014	05/11/2014
	ZHERAY	1	20/10/2014	20/10/2014
	ARGHANDAB (K)	1	04/10/2014	04/10/2014
	SHAHWALIKOT	1	23/09/2014	23/09/2014
	PANJWAYI	1	18/09/2014	18/09/2014
HILMAND	NAHR-E-SARAJ	1	15/10/2014	15/10/2014
PAKTIKA	BERMEL	2	23/08/2014	29/09/2014
GHAZNI	GIRO	1	27/09/2014	27/09/2014
KHOST	TERZAYI	1	17/06/2014	17/06/2014
FARAH	KHAK-E-SAFED	1	03/06/2014	03/06/2014
URUZZGAN	DEHRAWUD	1	20/05/2014	20/05/2014
NANGARHAR	ACHIN	1	15/05/2014	15/05/2014
	MUHMAND DARA	1	25/02/2014	25/02/2014
LAGHMAN	ALINGAR	2	14/01/2014	06/04/2014
KUNAR	GHAZIABAD	1	31/01/2014	31/01/2014
Grand Total		21	14/01/2014	05/11/2014

Wild Polio cases by district and date of onset of paralysis, Pakistan 2014

PROVINCE	DISTRICT	P1			
		Count	First case	Last case	
BALOCHISTAN	QUETTA	5	03/08/2014	11/11/2014	
	KABDULAH	7	02/07/2014	03/11/2014	
	KHUZDAR	1	23/10/2014	23/10/2014	
	ZHOB	1	29/09/2014	29/09/2014	
FATA	FR BANNU	7	14/02/2014	10/11/2014	
	KHYBER	65	12/01/2014	03/11/2014	
	WAZIR-S	21	12/02/2014	01/11/2014	
	WAZIR-N	70	03/01/2014	16/09/2014	
KHYBER PAKHTOON	PESHAWAR	22	31/01/2014	03/11/2014	
	KARAK	1	02/11/2014	02/11/2014	
	CHARSADA	1	16/10/2014	16/10/2014	
	MARDAN	5	15/06/2014	10/10/2014	
	TANK	5	29/07/2014	22/09/2014	
	LAKHMRWT	3	24/06/2014	22/09/2014	
	BUNIR	3	17/08/2014	13/09/2014	
	TORGHAR	1	06/09/2014	06/09/2014	
	NOWSHERA	1	06/09/2014	06/09/2014	
	BANNU	12	26/01/2014	30/07/2014	
	SINDH	KHISITE	2	04/05/2014	26/10/2014
		KHIBINQASIM	2	30/08/2014	22/10/2014
		BADIN	1	13/10/2014	13/10/2014
KHIKORANGI		2	27/09/2014	01/10/2014	
DADU		1	26/09/2014	26/09/2014	
KHIGADAP		10	26/03/2014	20/09/2014	
KHILAQAT		1	01/09/2014	01/09/2014	
KHIGRANGI		2	30/03/2014	17/08/2014	
KHILANDHI		2	06/06/2014	08/07/2014	
SANGHAR		1	24/06/2014	24/06/2014	
PUNJAB	KHINORTH	1	20/06/2014	20/06/2014	
	KHIBALDIA	1	10/02/2014	10/02/2014	
	SHEKUPURA	1	18/09/2014	18/09/2014	
	BHAKKAR	1	16/08/2014	16/08/2014	
	CHAKWAL	1	07/07/2014	07/07/2014	
Grand Total		260	03/01/2014	11/11/2014	



Wild Polio cases by district and date of onset of paralysis, Somalia 2014					
Year	PROVINCE	DISTRICT	P1		
			Count	First case	Last case
2014	MUDUG	HOBYO	1	11/08/2014	11/08/2014
		JARIBAN	4	11/05/2014	03/06/2014
2014 Total			5	11/05/2014	11/08/2014



Wild Polio cases by district and date of onset of paralysis, Iraq - Syria 2014				P1		
COUNTRY	PROVINCE	DISTRICT	Count	First case	Last case	
IRQ	BAGHDAD-RESAFA	MADA'IN	1	07/04/2014	07/04/2014	
		SHA'B	1	10/02/2014	10/02/2014	
IRQ Total			2	10/02/2014	07/04/2014	
SYR	HAMA	SALAMEYEH	1	21/01/2014	21/01/2014	
SYR Total			1	21/01/2014	21/01/2014	
Grand Total			3	21/01/2014	07/04/2014	



**Circulating VDPV cases and date of onset of paralysis in EMR countries by districts
2013-2014**

Year	COUNTRY	PROVINCE	DISTRICT	cVDP2			cVDP3		
				Count	First Case	Last Case	Count	First Case	Last Case
2013	AFG	KANDAHAR	SHAHWALIKOT	1	13/03/2013	13/03/2013			
		HILMAND	NAD-E-ALI	2	22/01/2013	20/02/2013			
	AFG Total			3	22/01/2013	13/03/2013			
	PAK	FATA	WAZIR-N	41	10/04/2013	30/12/2013			
			MOHMAND	1	13/07/2013	13/07/2013			
		SINDH	KHIGADAP	4	21/02/2013	03/07/2013			
		BALOCHISTAN	MASTUNG	1	27/06/2013	27/06/2013			
			JAFARABAD	1	11/01/2013	11/01/2013			
	PAK Total			48	11/01/2013	30/12/2013			
	SOM	LOWER SHABELLE	AFGOI	1	09/01/2013	09/01/2013			
SOM Total			1	09/01/2013	09/01/2013				
YEM	SAADAH	SAHAR				1	12/07/2013	12/07/2013	
YEM Total						1	12/07/2013	12/07/2013	
2013 Total				52	09/01/2013	30/12/2013	1	12/07/2013	12/07/2013
2014	PAK	KHYBER PAKHTOON	PESHAWAR	1	01/08/2014	01/08/2014			
			LAKKIMRWT	1	08/05/2014	08/05/2014			
			BANNU	1	03/05/2014	03/05/2014			
		FATA	KHYBER	1	23/06/2014	23/06/2014			
			FR BANNU	8	24/01/2014	27/05/2014			
			WAZIR-N	7	03/01/2014	12/04/2014			
	PAK Total			19	03/01/2014	01/08/2014			

In 2013, 1 AFP case in Somalia was identified as VDPV by contact

In 2014, 1 AFP case in Pakistan was identified as VDPV by contact

In 2014, 1 AFP case in Pakistan from Khyber district, FATA province with date of onset 27/05/2014 was identified as WPV1 & cVDPV2.

The case is classified as wild and reflected in page -2- table (3), pages 6 & 7 of the polio fax. Accordingly final number of cVDPV cases in Pakistan for 2014 is (20)