



AFP SURVEILLANCE

8-Dec-14

Week 49, ending 07 December 2014

Number 844

Table 1: Acute Flaccid Paralysis (AFP) cases by week of onset

Country	Reported AFP cases by week of onset - Week (49/14) / Ending on : 07/12/14														
	Total AFP 2012	Total AFP 2013	Total AFP to date, 2014	W 38 21 Sep 14	W 39 28 Sep 14	W 40 01 Oct 14	W 41 12 Oct 14	W 42 19 Oct 14	W 43 26 Oct 14	W 44 02 Nov 14	W 45 09 Nov 14	W 46 16 Nov 14	W 47 23 Nov 14	W 48 30 Nov 14	W 49 07 Dec 14
Afghanistan	1829	1897	2189	43	62	32	52	64	56	49	42	42	42	30	6
Bahrain	19	12	15	0	0	0	0	1	0	0	0	0	0	0	0
Djibouti	6	7	2	0	0	0	0	0	0	0					
Egypt	1022	1007	901	17	15	7	16	17	13	22	20	21	14	19	8
Iran	689	708	679	15	11	9	22	12	13	11	10	13	7	10	0
Iraq	467	444	545	13	8	6	10	4	6	4	10	14	11	10	1
Jordan ****	34	35	44	1	1	0	2	1	3	3	0	4	0	0	
Kuwait	36	39	29	2	1	1	0	0	1	1	2	1	0	0	2
Lebanon ****	24	33	39	0	1	1	1	1	1	2	1	1	2	0	
Libya	42	58	41	2	2	0	1	1	0	1	0	0	1	0	
Morocco	81	106	89	2	1	0	1	1	2	3	2	0	0		
Oman	31	20	27	4	0	0	1	1	1	1	0	0	2	0	
Pakistan	5036	4790	4401	109	117	101	87	85	83	67	53	48	20	5	0
Palestine ****	21	38	20	0	0	0	0	0	1	0	2	1	0	0	0
Qatar	13	8	7	0	0	1	0	1	0	0	0	0	0	0	0
Saudi Arabia	227	220	185	2	7	2	5	4	2	3	9	5	3	0	0
Somalia	148	546	377	3	5	5	10	2	6	8	5	7	5	1	0
Sudan	384	410	406	8	7	2	11	11	18	12	7	4	9	0	0
South Sudan	326	294	0	South Sudan has now moved to the African Region starting October 2013											
Syria ****	109	180	207	3	2	0	8	8	6	2	1	1	2	0	
Tunisia	61	43	41	0	1	0	5	2	0	2	0	0	0	0	
U.A.E	40	31	23	0	0	0	1	0	1	1	1	2	0	0	1
Yemen	475	614	517	16	8	9	13	12	14	14	12	17	6	13	0
Total EMR	11120	11540	10784	240	249	176	246	228	227	206	177	181	124	88	18

No data = No report received

Table 2: Confirmed polio cases by month of onset

Country	Total year 2012	Total year 2013	07/12		Confirmed polio cases by month of onset											
			2013	2014	January 2014	February 2014	March 2014	April 2014	May 2014	June 2014	July 2014	August 2014	September 2014	October 2014	November 2014	December 2014
Afghanistan	37	14	12	24	2	1	0	1	2	2	0	1	7	7	1	
Bahrain	0	0	0	0	0	0	0	0	0	0	0	0	0		0	
Djibouti	0	0	0	0	0	0	0	0	0	0	0	0		0		
Egypt	0	0	0	0	0	0	0	0	0	0		0	0			
Iran	0	0	0	0	0	0	0	0	0	0	0	0	0			
Iraq	0	0	0	2	0	1	0	1	0	0	0	0	0	0		
Jordan ****	0	0	0	0	0	0	0	0	0	0	0	0	0			
Kuwait	0	0	0	0	0	0	0	0	0	0	0	0	0	0	0	
Lebanon ****	0	0	0	0	0	0	0	0	0	0	0	0	0			
Libya	0	0	0	0	0	0	0	0	0	0	0	0	0			
Morocco	0	0	0	0	0	0	0	0	0	0	0	0	0			
Oman	0	0	0	0	0	0	0	0	0	0	0	0	0	0	0	
Pakistan	58	93	79	276	17	18	14	17	16	18	30	40	49	30	27	
Palestine ****	0	0	0	0	0	0	0	0	0	0	0	0	0	0		
Qatar	0	0	0	0	0	0	0	0	0	0	0	0	0	0	0	
Saudi Arabia	0	0	0	0	0	0	0	0	0	0	0	0	0			
Somalia	0	194	193	5	0	0	0	0	2	2	0	1	0	0		
Sudan	0	0	0	0	0	0	0	0	0	0	0	0	0	0		
South Sudan	0	0	0	0												
Syria ****	0	35	32	1	1	0	0	0	0	0	0	0	0			
Tunisia	0	0	0	0	0	0	0	0	0	0	0	0	0		0	
U.A.E	0	0	0	0	0	0	0	0	0	0	0	0	0	0		
Yemen	0	0	0	0	0	0	0	0	0	0	0	0	0	0		
Total EMR	95	336	316	308	20	20	14	19	20	22	30	42	56	37	28	0

**** UNRWA cases are included with those of country of residence



World Health Organization – Regional Office for Eastern Mediterranean

AFP SURVEILLANCE

8-Dec-14

Week 49, ending 07 December 2014

Number 844

Table 3: Investigation of AFP cases with paralysis onset in 2013 & 2014 up to Week (49/14) / Ending on : (07/12/2014)

COUNTRY	2013											2014											Latest line List Date		
	AFP									Specimen	Wild cases ****		AFP									Specimen		Wild cases ****	
	Total AFP cases onset 2013	Case classification					Non polio AFP rate **	AFP cases pending classification > 90 days from onset of paralysis	AFP cases pending classification and lab > 90 days from onset of paralysis	% with *** adequate specimens	Wild P1 Poliovirus	Wild P3 Poliovirus	Total AFP cases onset 2014	Case classification					Annualized Non polio AFP rate **	AFP cases pending classification > 90 days from onset of paralysis	AFP cases pending classification and lab > 90 days from onset of paralysis	% with *** adequate specimens		Wild P1 Poliovirus	Wild P3 Poliovirus
		Total Confirmed Polio Cases *	Polio Compatible	Pending Classification	Discarded (non polio AFP)	VDPV								Total Confirmed Polio Cases *	Polio Compatible	Pending Classification	Discarded (non polio AFP)	VDPV							
Afghanistan	1897	14	4	0	1875	4	9.9	0	0	93.0	14	0	2189	24	4	130	2031	0	12.3	6	2	93.0	24	0	07/12/2014
Bahrain	12	0	0	0	12	0	4.4	0	0	91.7	0	0	15	0	0	1	14	0	5.9	0	0	100.0	0	0	07/12/2014
Djibouti	7	0	1	0	6	0	2.4	0	0	85.7	0	0	2	0	0	2	0	0.7	1	0	50.0	0	0	02/11/2014	
Egypt	1007	0	0	0	1007	0	3.0	0	0	92.5	0	0	901	0	0	83	817	1	2.8	2	0	91.1	0	0	04/12/2014
Iran	708	0	0	0	707	1	4.0	0	0	95.8	0	0	679	0	0	92	587	2	4.0	1	0	96.3	0	0	07/12/2014
Iraq	444	0	0	0	444	0	3.1	0	0	84.2	0	0	545	2	0	42	501	0	4.0	7	1	89.2	2	0	04/12/2014
Jordan	35	0	0	0	35	0	1.4	0	0	91.4	0	0	44	0	0	13	31	0	1.9	0	0	97.7	0	0	03/12/2014
Kuwait	39	0	0	0	39	0	5.1	0	0	94.9	0	0	29	0	0	2	27	0	3.7	0	0	89.7	0	0	07/12/2014
Lebanon	33	0	0	0	33	0	2.2	0	0	45.5	0	0	39	0	0	9	30	0	2.2	2	0	64.1	0	0	06/12/2014
Libya	58	0	0	0	58	0	2.8	0	0	93.1	0	0	41	0	0	5	36	0	2.1	3	2	97.6	0	0	06/12/2014
Morocco	106	0	0	0	106	0	1.0	0	0	73.6	0	0	89	0	0	28	61	0	0.9	19	1	67.4	0	0	28/11/2014
Oman	20	0	0	0	20	0	2.5	0	0	95.0	0	0	27	0	0	2	25	0	3.7	0	0	88.9	0	0	30/11/2014
Pakistan	4790	93	24	0	4625	48	6.0	0	0	88.7	93	0	4401	276	18	287	3797	24	5.7	163	23	89.6	276	0	07/12/2014
Palestine	38	0	0	0	38	0	2.2	0	0	94.7	0	0	20	0	0	4	16	0	1.3	0	0	90.0	0	0	07/12/2014
Qatar	8	0	0	0	8	0	3.4	0	0	100.0	0	0	7	0	0	2	5	0	2.5	0	0	100.0	0	0	07/12/2014
Saudi Arabia	220	0	0	0	220	0	2.4	0	0	96.4	0	0	185	0	0	39	146	0	2.2	0	0	97.3	0	0	07/12/2014
Somalia	546	194	15	0	336	1	6.4	0	0	86.8	194	0	377	5	0	19	353	0	7.1	4	0	96.8	5	0	07/12/2014
Sudan	410	0	0	0	409	1	2.6	0	0	97.6	0	0	406	0	0	11	395	0	2.6	1	0	97.3	0	0	07/12/2014
South Sudan	294	0	0	0	294	0	3.5	0	0	93.5	0	0	South Sudan has now moved to African Region starting October 2013											02/07/2014	
Syria	180	35	12	0	133	0	1.7	0	0	67.2	35	0	207	1	0	9	197	0	2.9	0	0	90.3	1	0	06/12/2014
Tunisia	43	0	0	0	43	0	1.6	0	0	74.4	0	0	41	0	0	3	38	0	1.7	1	0	82.9	0	0	05/12/2014
U.A.E	31	0	0	0	31	0	3.1	0	0	100.0	0	0	23	0	0	4	19	0	2.3	0	0	91.3	0	0	07/12/2014
Yemen	614	0	0	0	613	1	5.1	0	0	91.4	0	0	517	0	0	52	465	0	4.6	0	0	95.6	0	0	07/12/2014
EMR	11540	336	56	0	11092	56	4.6	0	0	90.1	336	0	10784	308	22	839	9591	27	4.5	210	29	91.6	308	0	
2012	11120	95	15	0	10973	40	4.5	0	0	90.6	93 #	3 #													

* Confirmed polio cases refer to wild isolation from AFP cases or from contacts of negative index AFP cases

** Non-polio AFP per 100,000 children <15 years

*** Adequate here refers to two stool specimens collected at least 24 hours apart, within 14 days of paralysis onset

**** AFP cases co infected with P1 and P3 are counted separately as wild isolates

In 2012, 1 AFP case in Pakistan had co infection P1 & P3 from 2 contacts P1 & P3



World Health Organization – Regional Office for Eastern Mediterranean

AFP SURVEILLANCE

Week 49, ending 07 December 2014

8-Dec-14

Number 844

Table 4: Investigation of contacts of AFP cases with paralysis onset in 2014 up to Week (49/14) / Ending on : (07/12/2014)

Country	No. of AFP cases	No. of eligible AFP cases for contact sampling*	% of eligible AFP cases with contact samplings	% of eligible AFP cases with 3+ contacts	Total number of Contacts* *	% of contacts under 5 years	% of contacts with specimens collected within 7 days of notification of index	% Contact specimens in lab within 3 days of collection	% Contact specimens positive for NPEV	% Contact specimens positive for Sabin like virus	No. of contacts positive for wild virus	% of wild polio virus isolation from contacts	No. of Contacts positive for VDPVs	No. of -ve index AFP cases identified positive by contact	No. of district infected from contacts
Afghanistan	2189	153	85.0	85.0	1041	96.1	66.8	29.0	26.0	5.1	4	0.4		3	2
Bahrain	15	0			0						0			0	0
Djibouti	2	1	100.0	0.0	1	0.0	100.0				0			0	0
Egypt	901	89	69.7	69.7	335	82.1	55.5	99.0	16.7	0.3	0	0.0		0	0
Iran	679	25	92.0	88.0	146	71.9	39.7	61.6	2.1	4.8	0	0.0		0	0
Iraq	545	59	69.5	45.8	216	65.7	13.0	76.1	12.2	5.9	1	0.5		0	0
Jordan	44	1	0.0	0.0	0						0			0	0
Kuwait	29	3	33.3	33.3	53	43.4	92.5	100.0	3.8	3.8	0	0.0		0	0
Lebanon	39	14	64.3	50.0	26	26.9	73.1	27.3	9.1	9.1	0	0.0		0	0
Libya	41	1	100.0	0.0	2	100.0	100.0	0.0	0.0	0.0	0	0.0		0	0
Morocco	89	29	41.4	37.9	62	38.7	53.2	51.9	5.6	0.0	0	0.0		0	0
Oman	27	3	0.0	0.0	32	84.4	68.8	100.0	21.9	6.3	0	0.0		0	0
Pakistan	4401	457	71.8	66.3	1241	88.4	58.0	66.4	26.7	5.5	11	0.9	4	3	0
Palestine	20	2	0.0	0.0	0						0			0	0
Qatar	7	0			0						0			0	0
Saudi Arabia	185	5	100.0	80.0	16	75.0	18.8	100.0	0.0	0.0	0	0.0		0	0
Somalia	377	12	83.3	83.3	1106	91.5	96.6	20.6	10.6	5.0	0	0.0		0	0
Sudan	406	11	100.0	100.0	202	81.2	57.4	44.9	6.0	2.4	0	0.0		0	0
South Sudan	South Sudan has now moved to African Region starting October 2013														
Syria	207	20	70.0	25.0	299	31.1	87.3	51.5	4.4	3.1	0	0.0		0	0
Tunisia	41	7	42.9	0.0	15	26.7	53.3	80.0	6.7	0.0	0	0.0		0	0
U.A.E.	23	2	0.0	0.0	0						0			0	0
Yemen	517	23	95.7	91.3	1443	56.3	80.9	10.8	15.7	3.1	0	0.0		0	0
Grand Total 2014	10784	917	73.4	67.0	6236	77.0	71.2	40.3	17.3	4.2	16	0.3	4	6	2
Grand Total 2013	11540	1153	77.3	71.6	8053	79.5	73.7	37.8	17.1	5.9	316	4.3	2	57	20

* Eligible refers to AFP cases with inadequate stool specimens

** Total number of contacts from eligible AFP cases and from other AFP cases as per with country criteria for contact sampling

Last wild contacts in EMRO, 01/01/2013- 07/12/2014

Year	Country	Data	Count of wild contacts	Date of Most Recent stool collection
2013	Syria		3	04/02/2014
	Afghanistan		1	01/01/2014
	Pakistan		7	21/12/2013
	Somalia		305	30/11/2013
2013 Total			316	04/02/2014
2014	Afghanistan		4	13/11/2014
	Pakistan		11	29/10/2014
	IRQ		1	26/02/2014
2014 Total			16	13/11/2014

Number and distribution by district of -ve index AFP cases identified as wild positive by contact in EMR, 2014

COUNTRY	PROVINCE	DISTRICT	P1 Count	First case	Last case
AFG	NANGARHAR	BEHSUD	1	21/10/2014	21/10/2014
		KANDAHAR	1	02/09/2014	02/09/2014
		SPINBOLDAK	1	19/10/2014	19/10/2014
AFG Total			3	02/09/2014	21/10/2014
PAK	BALOCHISTAN	QUETTA	1	30/08/2014	30/08/2014
		PESHAWAR	1	16/09/2014	16/09/2014
		BANNU	1	03/03/2014	03/03/2014
PAK Total			3	03/03/2014	16/09/2014
Grand Total			6	03/03/2014	21/10/2014



Table 5: Laboratory investigation of AFP cases with paralysis onset in 2014 up to Week (49/14) / Ending on : (07/12/2014)

Country	Polio laboratories Sequencing performed by CDC and RIVM laboratories	AFP cases with specimens	Preliminary virus isolation results of AFP cases						Poliovirus intratypic differentiation results #											Indicators				Latest report Date			
			Referred for ITD		NPEV only	Negative	Pending		Type 1			Type 2			Type 3			Discordant pending sequence	NPEV by PCR	Non-EV	Pending ITD	% specimens positive for NPEV*	% AFP cases with culture results within 14 days		% AFP cases with ITD results within 7 days	% AFP cases with ITD results within 45 days of onset**	
			L20B+	L20B+/NPEV			received < / = 14 days	received > 14 days ago	Wild	Sabin	VPV	Wild	Sabin	VPV	Wild	Sabin	VPV										
Afghanistan	RRL Pakistan	2138	153	15	448	1472	50		21	78			27			70		1	2				20%	96%	93%	98%	06/12/2014
Bahrain	PNL Oman	15			6	9																	40%	100%		93%	07/12/2014
Djibouti	NPL Kenya	2						2																			02/11/2014
Egypt***	RRL Egypt	858	31	8	144	631	18	26		17			8	1		15			5	1	3		16%	99%	97%	100%	07/12/2014
Iran	NPL Iran	656	11		12	617		16		3	1		3	1		3							2%	100%	100%	99%	22/11/2014
Iraq	RRL Egypt	544	29		73	411	26	5	2	12			4			17							14%	100%	100%	82%	04/12/2014
Jordan	RRL Tunisia	51			3	46	2																8%	100%			07/12/2014
Kuwait	RRL Kuwait	23			1	18		4															5%	58%		74%	19/10/2014
Lebanon	RRL Egypt	42	2			32	3	5		1			1										2%	100%	100%	94%	07/12/2014
Libya	RRL Tunisia	41			3	37	1																7%	100%		95%	28/11/2014
Morocco	RRL Tunisia	82	2		5	66	9			2			2			2							7%	100%	50%	95%	05/12/2014
Oman	NPL Oman	29	1		3	23	2			1													15%	100%	100%	100%	07/12/2014
Pakistan	RRL Pakistan	4792	537	54	1054	3015	133		273	130			94	21		139		5	6		6		21%	97%	95%	97%	06/12/2014
Palestine & UNRWA		20			2	13		5															13%	0%		100%	23/11/2014
Qatar	NPL Oman	7				7																	0%	100%		100%	07/12/2014
Saudi Arabia	NPL Oman	196	1		5	158	15	17								1							4%	99%	100%	100%	07/12/2014
Somalia	NPL Kenya	377	33		47	282	4	11	5	18						19							13%	7%		93%	07/12/2014
Sudan	RRL Egypt	403	5		56	335	7						4			1			1				11%	95%	100%	100%	07/12/2014
South Sudan	NPL Kenya	South Sudan has moved to AFRO Region starting October 2013																							02/07/2014		
Syria	RRL Egypt	202	15		6	178	1	2	1	3			6			8		3					4%	99%	100%	67%	27/11/2014
Tunisia	RRL Tunisia	41			2	39																	6%	100%		98%	28/11/2014
U.A.E	NPL Oman	18			1	17																	6%	100%		83%	07/12/2014
Yemen	RRL Egypt	500	24	3	85	357	18	12		15			7			14			1	1			16%	97%	100%	99%	07/12/2014
Total EMR 2014		11037	844	80	1956	7763	289	105	302	280	1		156	23		289		9	15	2	9		16%	94%	95%	97%	
Total EMR 2013		11357	826	56	1815	8656			271	285			144	56		274	1	4	16	12			15%	92%	98%	96%	

* Specimens from all sources including non-AFP cases, excluding environmental samples

** This indicator reflects surveillance and laboratory activities

Total wild P1 cases for Syria in 2013 is 35 cases
Table (5) in Polio Fax reflecting lab data is only showing 27 wild cases as the over 8 cases were cross notified and not processed in National Polio Lab of Syria



Environmental surveillance initiated in **Egypt** in September 2000 showed the following:

Result	2010	2011	2012	2013	2014
Negative	183	178	196	304	315
Pending					37
Wild			2		
VDPVP2			7	3	1
VDPVP1			1		1
Sabin	233	270	205	165	16
Total	416	448	411	472	370

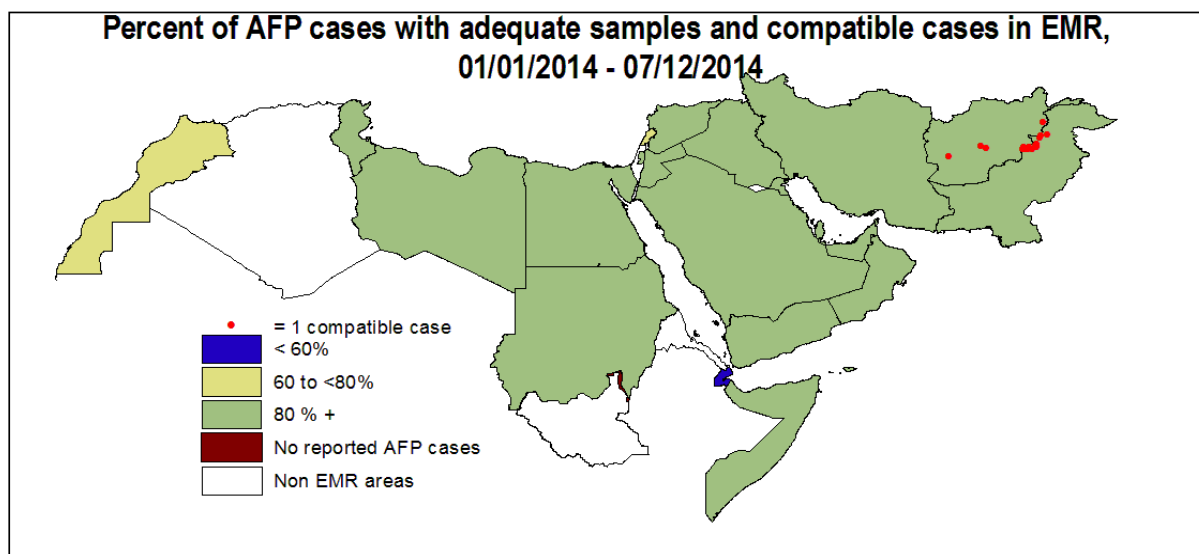
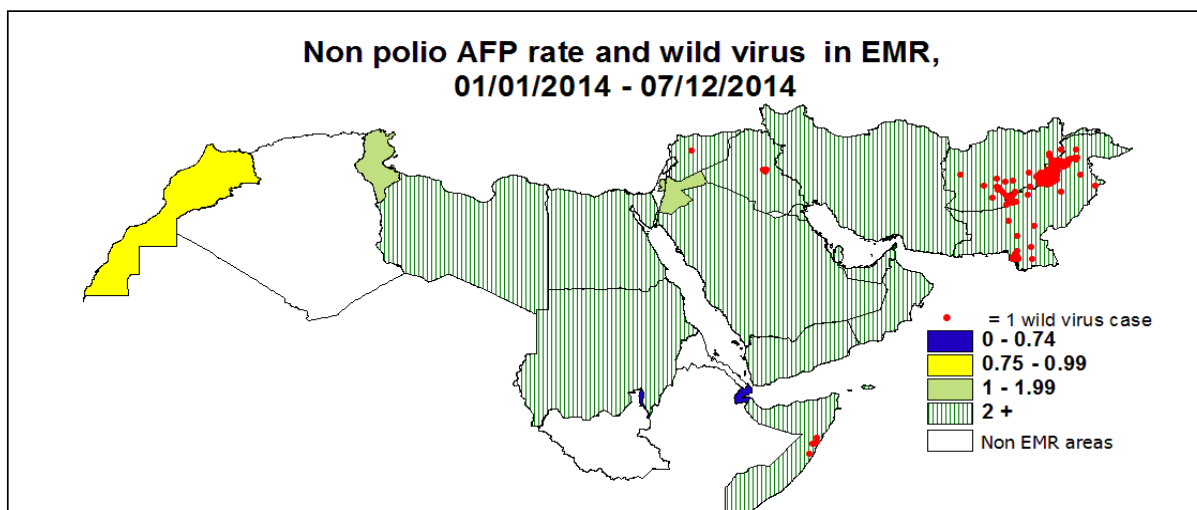
YEA	Province	Site	Count	First date	Last Date	
2013	VDPVP2	CAIRO	AL HAGGANA 2	1	08/01/2013	08/01/2013
		FAYOUM	FAYOUM CITY	1	14/04/2013	14/04/2013
		MINYA	AQURQAS	1	04/03/2013	04/03/2013
	VDPVP2 Total			3	08/01/2013	14/04/2013
2014	VDPVP2	GIZA	AL WASLA	1	04/03/2014	04/03/2014
		VDPVP2 Total			1	04/03/2014
	VDPVP1	QALUBIA	BENHA	1	20/04/2014	20/04/2014
	VDPVP1 Total			1	20/04/2014	20/04/2014

Environmental Surveillance in Palestine 2013-2014					
Year	Result	Site	Count	First Date	Last Date
2013	Wild P1	Gaza Rafah - Tel Sultan	4	18/08/13	17/11/13
		West Bank - Tulkarem	1	30/06/13	30/06/13
		West Bank - Hebron	1	01/09/13	01/09/13
		West Bank - Salfit	1	01/09/13	01/09/13
2014	Wild P1	Gaza Rafah -Sheik Ajlun	1	05/01/14	05/01/14

Environmental surveillance initiated in **Pakistan** in 2009 and **Afghanistan** in 2014 showed the following:

COUNTRY1	Status	2009	2010	2011	2012	2013	2014
AFG	Negative					9	67
	Wild						9
AFG Total						9	76
PAK	Negative	27	77	68	150	256	233
	pending						18
Wild		18	79	136	89	66	90
PAK Total		45	156	204	239	322	341

Year	COUNTRY	SITEDIST	SITENAME	Count Wild	First date	Last date	
2014	AFG	KANDAHAR	KHANDAK	3	25/08/2014	21/10/2014	
			RAROBAT	3	21/07/2014	21/10/2014	
		HILMAND	BOLAN BRIDGE	1	20/10/2014	20/10/2014	
			RADIO MAHALLIE	1	20/10/2014	20/10/2014	
		NANGARHAR	SANGI QALA	1	20/07/2014	20/07/2014	
	AFG Total				9	20/07/2014	21/10/2014
	PAK	KHI.BALDIA TOWN	SAJJAN GOTH	2	27/01/2014	17/07/2014	
			BALDIA COMPOSITE	4	08/01/2014	11/11/2014	
		KHI.GADAP TOWN	COMPOSITE SAMPLE	8	10/01/2014	21/10/2014	
			SOHRAB GOTH	5	22/01/2014	19/09/2014	
			CHAKORA NULLA	4	04/02/2014	05/08/2014	
		KHI.GULSHAN-E-IQBAL TOWN	RASHID MINHAS RD LAY	7	17/01/2014	16/07/2014	
			GULSHAN RAVI STATION	2	05/05/2014	05/08/2014	
		LAHORE	MULTAN ROAD STATION	1	18/11/2014	18/11/2014	
			OUTFALL STATION	14	12/04/2014	12/11/2014	
			LARA MA	5	25/01/2014	24/10/2014	
		PESHAWAR	SHAHEEN TOWN	9	10/01/2014	10/11/2014	
			SAFDAR ABAD	3	28/01/2014	10/11/2014	
		RAWALPINDI	DHOKE DALLAL	3	21/05/2014	10/11/2014	
			JAM-E-SALFIA	2	12/10/2014	12/11/2014	
QUETTA		JATAK KILLI & TAKHTHANI BY PASS	4	31/03/2014	28/08/2014		
	SUR PUL	3	20/03/2014	20/09/2014			
	ALI TOWN	1	19/07/2014	19/07/2014			
MULTAN	KOTLA ABDUL FATAH	1	29/09/2014	29/09/2014			
	MIANI PUMPING STATION	1	05/06/2014	05/06/2014			
HYDERABAD	TULSIDAS PUMPING STATION	5	06/05/2014	03/09/2014			
	SADDAR PUMPING STATION	3	15/08/2014	11/11/2014			
JACOBABAD	ARMY KAZIBA	2	01/10/2014	01/11/2014			
KABDULLAH	HADI PACKET	1	15/10/2014	15/10/2014			
	PAK Total			90	08/01/2014	18/11/2014	
2014 Total				99	08/01/2014	18/11/2014	



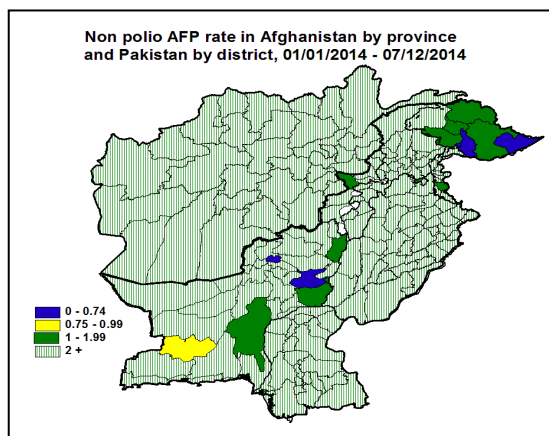
Wild polio cases by country and date of onset of paralysis in EMR, 2013-2014

Year	COUNTRY	P1			
		Count	First Case	Last Case	
2013	AFG	14	31/01/2013	20/12/2013	
	PAK	93	14/01/2013	31/12/2013	
	SOM	194	17/04/2013	20/12/2013	
	SYR	35	14/07/2013	28/12/2013	
2013 Total		336	14/01/2013	31/12/2013	
2014	AFG	24	14/01/2014	05/11/2014	
	IRQ	2	10/02/2014	07/04/2014	
	PAK	276	03/01/2014	22/11/2014	
	SOM	5	11/05/2014	11/08/2014	
	SYR	1	21/01/2014	21/01/2014	
2014 Total		308	03/01/2014	22/11/2014	

Last reported wild Polio P3 from Pakistan with date of onset 18/04/2012

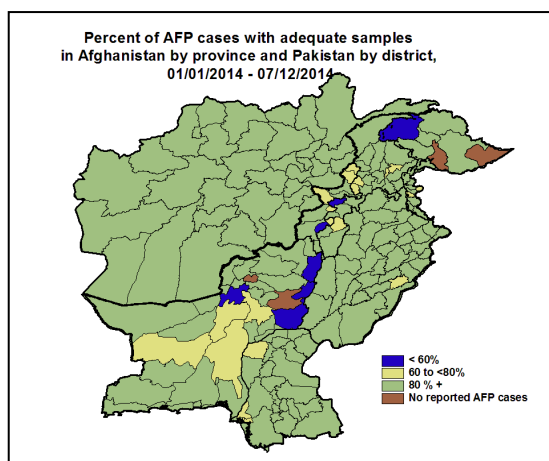


Wild Polio cases by district and date of onset of paralysis, Afghanistan 2014

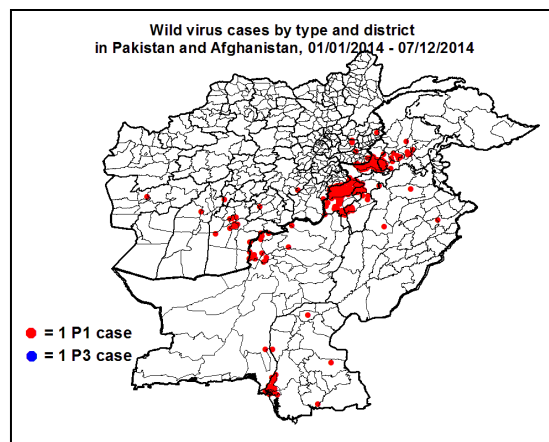


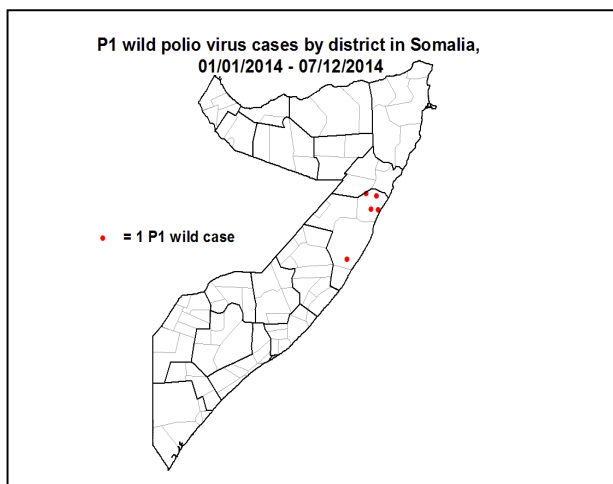
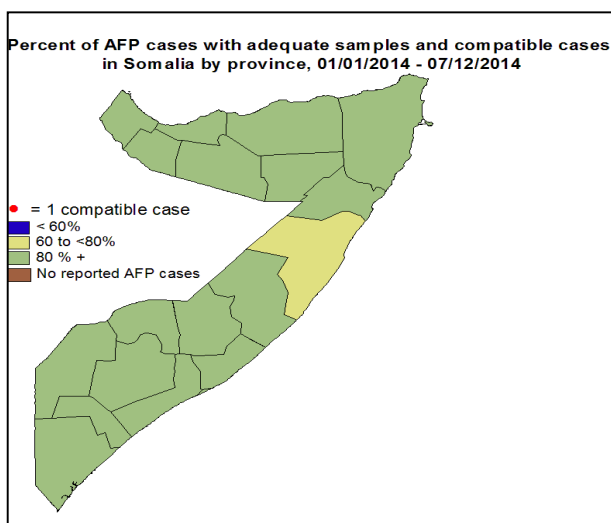
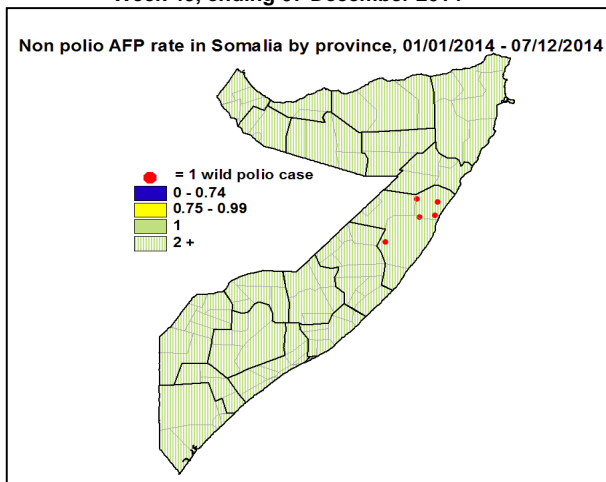
PROVINCE	DISTRICT	P1		
		Count	First case	Last case
KANDAHAR	KANDAHAR	5	01/09/2014	05/11/2014
	ZHERAY	1	20/10/2014	20/10/2014
	SPINBOLDAK	1	19/10/2014	19/10/2014
	ARGHANDAB (K)	1	04/10/2014	04/10/2014
	SHAHWALIKOT	1	23/09/2014	23/09/2014
	PANJWAYI	1	18/09/2014	18/09/2014
ZABUL	QALAT	1	22/10/2014	22/10/2014
NANGARHAR	BEHSUD	1	21/10/2014	21/10/2014
	ACHIN	1	15/05/2014	15/05/2014
	MUHMAND DARA	1	25/02/2014	25/02/2014
HILMAND	NAHR-E-SARAJ	1	15/10/2014	15/10/2014
PAKTIKA	BERMEL	2	23/08/2014	29/09/2014
GHAZNI	GIRO	1	27/09/2014	27/09/2014
KHOST	TEREZAYI	1	17/06/2014	17/06/2014
FARAH	KHAK-E-SAFED	1	03/06/2014	03/06/2014
URUZGAN	DEHRAWUD	1	20/05/2014	20/05/2014
LAGHMAN	ALINGAR	2	14/01/2014	06/04/2014
KUNAR	GHAZIABAD	1	31/01/2014	31/01/2014
Grand Total		24	14/01/2014	05/11/2014

Wild Polio cases by district and date of onset of paralysis, Pakistan 2014




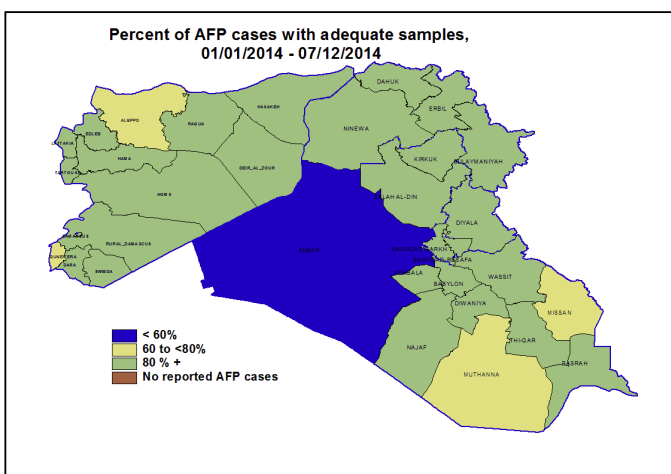
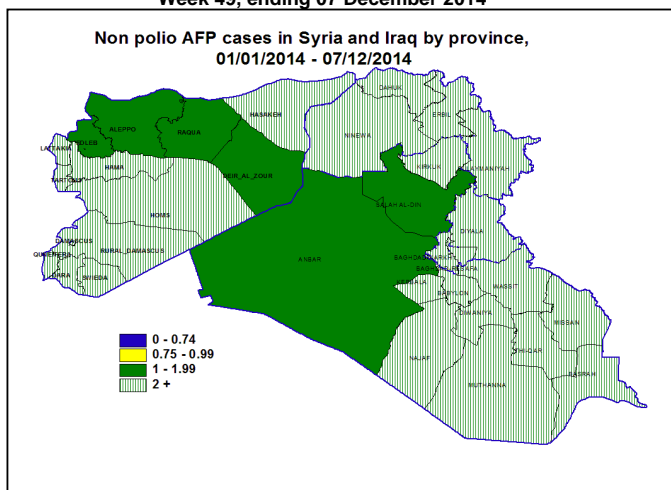
PROVINCE	DISTRICT	P1		
		Count	First case	Last case
FATA	FR BANNU	8	14/02/2014	22/11/2014
	WAZIR-S	22	12/02/2014	14/11/2014
	KHYBER	69	12/01/2014	12/11/2014
	WAZIR-N	70	03/01/2014	16/09/2014
KHYBER PAKHTOON	PESHAWAR	24	31/01/2014	16/11/2014
	NOWSHERA	2	06/09/2014	15/11/2014
	SWAT	1	03/11/2014	03/11/2014
	TANK	7	29/07/2014	03/11/2014
	KARAK	1	02/11/2014	02/11/2014
	CHARSADA	1	16/10/2014	16/10/2014
	MARDAN	5	15/06/2014	10/10/2014
	LAKKIMRWT	3	24/06/2014	22/09/2014
	BUNIR	3	17/08/2014	13/09/2014
	TORGHAR	1	06/09/2014	06/09/2014
	BANNU	12	26/01/2014	30/07/2014
	BALOCHISTAN	KABDULAH	9	02/07/2014
QUETTA		5	03/08/2014	11/11/2014
KSAIFULAH		1	06/11/2014	06/11/2014
KHUZDAR		1	23/10/2014	23/10/2014
ZHOB		1	29/09/2014	29/09/2014
SINDH	SHIKARPUR	1	28/10/2014	28/10/2014
	KHISITE	2	04/05/2014	26/10/2014
	KHIBINQASIM	2	30/08/2014	22/10/2014
	BADIN	1	13/10/2014	13/10/2014
	KHIKORANGI	2	27/09/2014	01/10/2014
	DADU	1	26/09/2014	26/09/2014
	KHIGADAP	10	26/03/2014	20/09/2014
	KHILIAQAT	1	01/09/2014	01/09/2014
	KHIORANGI	2	30/03/2014	17/08/2014
	KHILANDHI	2	06/06/2014	08/07/2014
	SANGHAR	1	24/06/2014	24/06/2014
	KHINORTH	1	20/06/2014	20/06/2014
	KHIBALDIA	1	10/02/2014	10/02/2014
	PUNJAB	SHEIKUPURA	1	18/09/2014
BHAKKAR		1	16/08/2014	16/08/2014
CHAKWAL		1	07/07/2014	07/07/2014
Grand Total		276	03/01/2014	22/11/2014





Wild Polio cases by district and date of onset of paralysis, Somalia 2014

			P1		
Year	PROVINCE	DISTRICT	Count	First case	Last case
2014	MUDUG	HOBYO	1	11/08/2014	11/08/2014
		JARIBAN	4	11/05/2014	03/06/2014
2014 Total			5	11/05/2014	11/08/2014



Wild Polio cases by district and date of onset of paralysis, Iraq - Syria 2014				P1		
COUNTRY	PROVINCE	DISTRICT	Count	First case	Last case	
IRQ	BAGHDAD-RESAFA	MADA'IN	1	07/04/2014	07/04/2014	
		SHA'B	1	10/02/2014	10/02/2014	
IRQ Total			2	10/02/2014	07/04/2014	
SYR	HAMA	SALAMEYEH	1	21/01/2014	21/01/2014	
SYR Total			1	21/01/2014	21/01/2014	
Grand Total			3	21/01/2014	07/04/2014	



**Circulating VDPV cases and date of onset of paralysis in EMR countries by districts
2013-2014**

Year	COUNTRY	PROVINCE	DISTRICT	cVDP2			cVDP3		
				Count	First Case	Last Case	Count	First Case	Last Case
2013	AFG	KANDAHAR	SHAHWALIKOT	1	13/03/2013	13/03/2013			
		HILMAND	NAD-E-ALI	2	22/01/2013	20/02/2013			
	AFG Total			3	22/01/2013	13/03/2013			
	PAK	FATA	WAZIR-N	41	10/04/2013	30/12/2013			
			MOHMAND	1	13/07/2013	13/07/2013			
		SINDH	KHIGADAP	4	21/02/2013	03/07/2013			
		BALOCHISTAN	MASTUNG	1	27/06/2013	27/06/2013			
			JAFARABAD	1	11/01/2013	11/01/2013			
	PAK Total			48	11/01/2013	30/12/2013			
	SOM	LOWER SHABELLE	AFGOI	1	09/01/2013	09/01/2013			
SOM Total			1	09/01/2013	09/01/2013				
YEM	SAADAH	SAHAR				1	12/07/2013	12/07/2013	
YEM Total						1	12/07/2013	12/07/2013	
2013 Total				52	09/01/2013	30/12/2013	1	12/07/2013	12/07/2013
2014	PAK	KHYBER PAKHTOON	PESHAWAR	1	01/08/2014	01/08/2014			
			LAKKIMRWT	1	08/05/2014	08/05/2014			
			BANNU	1	03/05/2014	03/05/2014			
		FATA	KHYBER	1	23/06/2014	23/06/2014			
			FR BANNU	8	24/01/2014	27/05/2014			
			WAZIR-N	7	03/01/2014	12/04/2014			
	PAK Total			19	03/01/2014	01/08/2014			

In 2013, 1 AFP case in Somalia was identified as VDPV by contact
 In 2014, 1 AFP case in Pakistan was identified as VDPV by contact
 In 2014, 1 AFP case in Pakistan from Khyber district, FATA province with date of onset 27/05/2014 was identified as WPV1 & cVDPV2.
 The case is classified as wild and reflected in page -2- table (3), pages 6 & 7 of the polio fax. Accordingly final number of cVDPV cases in Pakistan for 2014 is (20)