



AFP SURVEILLANCE

19-Jan-15

Week 03, ending 18 January 2015

Number 850

Table 1: Acute Flaccid Paralysis (AFP) cases by week of onset

Country	Reported AFP cases by week of onset - Week (03/15) / Ending on : 18/01/15														
	Total AFP 2013	Total AFP 2014	Total AFP to date, 2015	W 44 02 Nov 14	W 45 09 Nov 14	W 46 16 Nov 14	W 47 23 Nov 14	W 48 30 Nov 14	W 49 07 Dec 14	W 50 14 Dec 14	W 51 21 Dec 14	W 52 28 Dec 14	W 01 04 Jan 15	W 02 11 Jan 15	W 03 18 Jan 15
Afghanistan	1897	2414	79	50	42	44	44	39	56	46	51	47	46	36	10
Bahrain	12	16	0	0	0	0	0	0	0	1	0	0	0	0	0
Djibouti	7	3	0	0	0	0	0	0	0	1	0				
Egypt	1007	1000	33	22	21	22	15	19	27	22	22	29	16	17	2
Iran	708	751	7	11	9	14	12	16	15	19	13	9	4	6	0
Iraq	444	587	10	4	11	16	13	14	4	7	10	9	9	5	
Jordan ****	35	62	0	3	0	4	6	2	3	2	4	0	1		
Kuwait	39	32	1	1	2	1	0	0	2	2	0	0	2	0	0
Lebanon ****	33	49	1	2	1	0	2	1	1	1	2	4	2	1	
Libya	58	43	3	1	0	0	1	1	0	1	0	0	3		
Morocco	106	102	0	3	2	2	2	4	2	3	0	0	0		
Oman	20	34	0	1	0	0	3	1	0	2	2	1	0	0	0
Pakistan	4790	5065	15	95	102	131	81	77	72	60	66	30	21	5	0
Palestine ****	38	21	2	0	2	1	0	0	1	0	0	0	0	2	0
Qatar	8	7	1	0	0	0	0	0	0	0	0	0	1	0	0
Saudi Arabia	220	226	0	3	9	6	10	4	8	3	5	8	3	0	
Somalia	546	418	0	9	5	9	8	11	5	4	4	11	0	0	
Sudan	410	442	4	12	7	4	9	3	9	2	10	12	3	1	0
Syria ****	180	275	2	2	1	1	3	5	4	2	3	5	2	2	
Tunisia	43	42	0	1	0	0	0	0	0	1	1	0	0	0	
U.A.E	31	25	2	1	1	2	0	0	1	0	1	0	2	1	0
Yemen	614	576	9	14	12	17	7	16	11	13	13	16	8	2	1
Total EMR	11540	12190	169	235	227	274	216	213	221	192	207	181	123	78	13

No data = No report received

Totals of the year 2013 include South Sudan that has now moved to the African Region starting October 2013

Table 2: Confirmed polio cases by month of onset

Country	Total year 2013	Total year 2014	18/01		Confirmed polio cases by month of onset											
			2014	2015	February 2014	March 2014	April 2014	May 2014	June 2014	July 2014	August 2014	September 2014	October 2014	November 2014	December 2014	January 2015
Afghanistan	14	28	1	0	1	0	1	2	2	0	1	7	7	4	1	
Bahrain	0	0	0	0	0	0	0	0	0	0	0	0	0	0	0	
Djibouti	0	0	0	0	0	0	0	0	0	0	0	0	0	0	0	
Egypt	0	0	0	0	0	0	0	0	0	0	0	0	0	0	0	
Iran	0	0	0	0	0	0	0	0	0	0	0	0	0	0	0	
Iraq	0	2	0	0	1	0	1	0	0	0	0	0	0	0	0	
Jordan ****	0	0	0	0	0	0	0	0	0	0	0	0	0	0	0	
Kuwait	0	0	0	0	0	0	0	0	0	0	0	0	0	0	0	
Lebanon ****	0	0	0	0	0	0	0	0	0	0	0	0	0	0	0	
Libya	0	0	0	0	0	0	0	0	0	0	0	0	0	0	0	
Morocco	0	0	0	0	0	0	0	0	0	0	0	0	0	0	0	
Oman	0	0	0	0	0	0	0	0	0	0	0	0	0	0	0	
Pakistan	93	303	10	1	18	14	17	16	18	30	40	49	30	43	11	1
Palestine ****	0	0	0	0	0	0	0	0	0	0	0	0	0	0	0	
Qatar	0	0	0	0	0	0	0	0	0	0	0	0	0	0	0	
Saudi Arabia	0	0	0	0	0	0	0	0	0	0	0	0	0	0	0	
Somalia	194	5	0	0	0	0	0	2	2	0	1	0	0	0	0	
Sudan	0	0	0	0	0	0	0	0	0	0	0	0	0	0	0	
Syria ****	35	1	0	0	0	0	0	0	0	0	0	0	0	0	0	
Tunisia	0	0	0	0	0	0	0	0	0	0	0	0	0	0	0	
U.A.E	0	0	0	0	0	0	0	0	0	0	0	0	0	0	0	
Yemen	0	0	0	0	0	0	0	0	0	0	0	0	0	0	0	
Total EMR	336	339	11	1	20	14	19	20	22	30	42	56	37	47	12	1

**** UNRWA cases are included with those of country of residence



World Health Organization – Regional Office for Eastern Mediterranean

AFP SURVEILLANCE

19-Jan-15

Week 03, ending 18 January 2015

Number 850

Table 3: Investigation of AFP cases with paralysis onset in 2013 & 2014 up to Week (03/15) / Ending on : (18/01/2015)

COUNTRY	2014												2015												Latest line List Date
	AFP									Specimen	Wild cases ****		AFP									Specimen	Wild cases ****		
	Total AFP cases onset 2014	Case classification					Non polio AFP rate **	AFP cases pending classification > 90 days from onset of paralysis	AFP cases pending classification and lab > 90 days from onset of paralysis	% with *** adequate specimens	Wild P1 Poliovirus	Wild P3 Poliovirus	Total AFP cases onset 2015	Case classification					Annualized Non polio AFP rate **	AFP cases pending classification > 90 days from onset of paralysis	AFP cases pending classification and lab > 90 days from onset of paralysis	% with *** adequate specimens	Wild P1 Poliovirus	Wild P3 Poliovirus	
		Total Confirmed Polio Cases *	Polio Compatible	Pending Classification	Discarded (non polio AFP)	VDPV								Total Confirmed Polio Cases *	Polio Compatible	Pending Classification	Discarded (non polio AFP)	VDPV							
Afghanistan	2414	28	4	69	2313	0	12.6	8	0	92.8	28	0	79	0	0	79	0	0	8.5	0	0	94.9	0	0	18/01/2015
Bahrain	16	0	0	1	15	0	5.9	0	0	100.0	0	0	0	0	0	0	0	0	0.0	0	0		0	0	18/01/2015
Djibouti	3	0	0	3	0	0	1.0	2	1	66.7	0	0	0	0	0	0	0	0	0.0	0	0		0	0	21/12/2014
Egypt	1000	0	0	73	926	1	2.9	0	0	93.3	0	0	33	0	0	33	0	0	2.0	0	0	45.5	0	0	15/01/2015
Iran	751	0	0	96	653	2	4.2	0	0	95.9	0	0	7	0	0	7	0	0	0.8	0	0	100.0	0	0	18/01/2015
Iraq	587	2	0	18	567	0	4.0	4	0	88.9	2	0	10	0	0	9	1	0	1.4	0	0	100.0	0	0	15/01/2015
Jordan	62	0	0	28	34	0	2.5	1	0	95.2	0	0	0	0	0	0	0	0	0.0	0	0		0	0	06/01/2015
Kuwait	32	0	0	0	32	0	3.8	0	0	93.8	0	0	1	0	0	1	0	0	2.3	0	0	100.0	0	0	18/01/2015
Lebanon	49	0	0	15	34	0	2.6	4	0	67.3	0	0	1	0	0	1	0	0	1.1	0	0	0.0	0	0	17/01/2015
Libya	43	0	0	4	39	0	2.1	1	1	95.3	0	0	3	0	0	3	0	0	2.9	0	0	100.0	0	0	10/01/2015
Morocco	102	0	0	26	76	0	1.0	20	1	71.6	0	0	0	0	0	0	0	0	0.0	0	0		0	0	09/01/2015
Oman	34	0	0	1	33	0	4.3	0	0	94.1	0	0	0	0	0	0	0	0	0.0	0	0		0	0	18/01/2015
Pakistan	5065	303	26	249	4463	26	6.1	149	23	89.1	303	0	15	1	0	14	0	0	0.4	0	0	93.3	1	0	18/01/2015
Palestine	21	0	0	3	18	0	1.2	0	0	90.5	0	0	2	0	0	2	0	0	2.3	0	0	100.0	0	0	18/01/2015
Qatar	7	0	0	0	7	0	2.3	0	0	100.0	0	0	1	0	0	1	0	0	6.8	0	0	100.0	0	0	18/01/2015
Saudi Arabia	226	0	0	51	175	0	2.5	0	0	97.8	0	0	0	0	0	0	0	0	0.0	0	0		0	0	15/01/2015
Somalia	418	5	0	22	391	0	7.3	4	0	96.7	5	0	0	0	0	0	0	0	0.0	0	0		0	0	16/01/2015
Sudan	442	0	0	22	420	0	2.7	0	0	97.1	0	0	4	0	0	4	0	0	0.5	0	0	100.0	0	0	18/01/2015
Syria	275	1	2	7	265	0	3.6	1	0	86.2	1	0	2	0	0	2	0	0	0.5	0	0	50.0	0	0	17/01/2015
Tunisia	42	0	0	1	40	0	1.6	0	0	83.3	0	0	0	0	0	0	0	0	0.0	0	0		0	0	16/01/2015
U.A.E	25	0	0	2	23	0	2.4	0	0	92.0	0	0	2	0	0	2	0	0	4.0	0	0	50.0	0	0	18/01/2015
Yemen	576	0	0	46	530	0	4.8	0	0	95.3	0	0	9	0	0	9	0	0	1.4	0	0	100.0	0	0	18/01/2015
EMR	12190	339	32	737	11054	29	4.8	194	26	91.4	339	0	169	1	0	167	1	0	1.4	0	0	84.6	1	0	
2013	11540	336	55	2	11091	56	4.6	2	0	90.1	336	0													

* Confirmed polio cases refer to wild isolation from AFP cases or from contacts of negative index AFP cases

** Non-polio AFP per 100,000 children <15 years

Totals of the year 2013 include South Sudan that has now moved to the African Region starting October 2013

*** Adequate here refers to two stool specimens collected at least 24 hours apart, within 14 days of paralysis onset

**** AFP cases co infected with P1 and P3 are counted separately as wild isolates



World Health Organization – Regional Office for Eastern Mediterranean
AFP SURVEILLANCE
Week 03, ending 18 January 2015

19-Jan-15
Number 850

Table 4: Investigation of contacts of AFP cases with paralysis onset in 2015 up to Week (03/15) / Ending on : (18/01/2015)

Country	No. of AFP cases	No. of eligible AFP cases for contact sampling*	% of eligible AFP cases with contact samplings	% of eligible AFP cases with 3+ contacts	Total number of Contacts* *	% of contacts under 5 years	% of contacts with specimens collected within 7 days of notification of index	% Contact specimens in lab within 3 days of collection	% Contact specimens positive for NPEV	% Contact specimens positive for Sabin like virus	No. of contacts positive for wild virus	% of wild polio virus isolation from contacts	No. of Contacts positive for VDPVs	No. of -ve index AFP cases identified positive by contact	No. of district infected from contacts
Afghanistan	79	4	25.0	25.0	18	100.0	100.0				0			0	0
Bahrain											0				0
Djibouti											0				0
Egypt	33	18	0.0	0.0	0						0			0	0
Iran	7	0			0						0			0	0
Iraq	10	0			0						0			0	0
Jordan											0				0
Kuwait	1	0			0						0			0	0
Lebanon	1	1	0.0	0.0	0						0			0	0
Libya	3	0			0						0			0	0
Morocco											0				0
Oman											0				0
Pakistan	15	1	0.0	0.0	0						0			0	0
Palestine	2	0			0						0			0	0
Qatar	1	0			0						0			0	0
Saudi Arabia											0				0
Somalia											0				0
Sudan	4	0			0						0			0	0
Syria	2	1	0.0	0.0	3	0.0	100.0				0			0	0
Tunisia											0				0
U.A.E.	2	1	0.0	0.0	0						0			0	0
Yemen	9	0			9	66.7	100.0				0			0	0
Grand Total 2015	169	26	3.8	3.8	30	80.0	100.0				0			0	0
Grand Total 2014	12190	1063	74.9	68.5	6984	77.1	71.7	40.1	17.5	4.5	18	0.3	4	6	2

* Eligible refers to AFP cases with inadequate stool specimens

Totals of the year 2013 include South Sudan that has now moved to the African Region starting October 2013

** Total number of contacts from eligible AFP cases and from other AFP cases as per with country criteria for contact sampling

Last wild contacts in EMRO, 01/01/2014 - 18/01/2015

Year	Country	Data	
		Count of wild contacts	Date of Most Recent stool collection
2014	Pakistan	13	29/12/2014
	Afghanistan	4	13/11/2014
	Iraq	1	26/02/2014
2014 Total		18	29/12/2014

Number and distribution by district of -ve index AFP cases identified as wild positive by contact in EMR, 2014

COUNTRY	PROVINCE	DISTRICT	P1 Count	First case	Last case
AFG	NANGARHAR	BEHSUD	1	21/10/2014	21/10/2014
		KANDAHAR	1	02/09/2014	02/09/2014
		SPINBOLDAK	1	19/10/2014	19/10/2014
AFG Total			3	02/09/2014	21/10/2014
PAK	BALOCHISTAN	QUETTA	1	30/08/2014	30/08/2014
		PESHAWAR	1	16/09/2014	16/09/2014
		BANNU	1	03/03/2014	03/03/2014
PAK Total			3	03/03/2014	16/09/2014
Grand Total			6	03/03/2014	21/10/2014



Table 5: Laboratory investigation of AFP cases with paralysis onset in 2015 up to Week (03/15) / Ending on : (18/01/2015)

Country	Polio laboratories Sequencing performed by CDC and RIVM laboratories	AFP cases with specimens	Preliminary virus isolation results of AFP cases						Poliovirus intratypic differentiation results #										Indicators				Latest report Date			
			Referred for ITD		NPEV only	Negative	Pending		Type 1			Type 2			Type 3			Discordant pending sequence	NPEV by PCR	Non-EV	Pending ITD	% specimens positive for NPEV*		% AFP cases with culture results within 14 days	% AFP cases with ITD results within 7 days	% AFP cases with ITD results within 45 days of onset**
			L20B+	L20B+/NPEV			received < / = 14 days	received > 14 days ago	Wild	Sabin	VPV	Wild	Sabin	VPV	Wild	Sabin	VPV									
Afghanistan	RRL Pakistan	51			1	2	48															33%	100%		100%	17/01/2015
Bahrain	PNL Oman																									12/01/2015
Djibouti	NPL Kenya																									21/12/2014
Egypt***	RRL Egypt	10					10																			11/01/2015
Iran	NPL Iran	14					14															0%				17/01/2015
Iraq	RRL Egypt	10				1	9															0%	100%			15/01/2015
Jordan	RRL Tunisia	3					3																			18/01/2015
Kuwait	RRL Kuwait																									18/01/2015
Lebanon	RRL Egypt																									11/01/2015
Libya	RRL Tunisia	2					2																			16/01/2015
Morocco	RRL Tunisia																									09/01/2015
Oman	NPL Oman																					0%				12/01/2015
Pakistan	RRL Pakistan	70	1			2	67										1					0%	100%	100%	100%	17/01/2015
Palestine & UNRWA		2					2																			18/01/2015
Qatar	NPL Oman																									12/01/2015
Saudi Arabia	NPL Oman																									08/01/2015
Somalia	NPL Kenya																									16/01/2015
Sudan	RRL Egypt																									21/12/2014
Syria	RRL Egypt																									27/11/2014
Tunisia	RRL Tunisia																					0%				16/01/2015
U.A.E	NPL Oman																									12/01/2015
Yemen	RRL Egypt																									11/01/2015
Total EMR 2015		162	1		1	5	155										1					8%	100%	100%	100%	
Total EMR 2014		12165	944	92	2163	8756	97	112	332	333	1	166	24	336			8	18	3	1		16%	94%	95%	97%	

* Specimens from all sources including non-AFP cases, excluding environmental samples

** This indicator reflects surveillance and laboratory activities



Environmental surveillance initiated in **Egypt** in September 2000 showed the following:

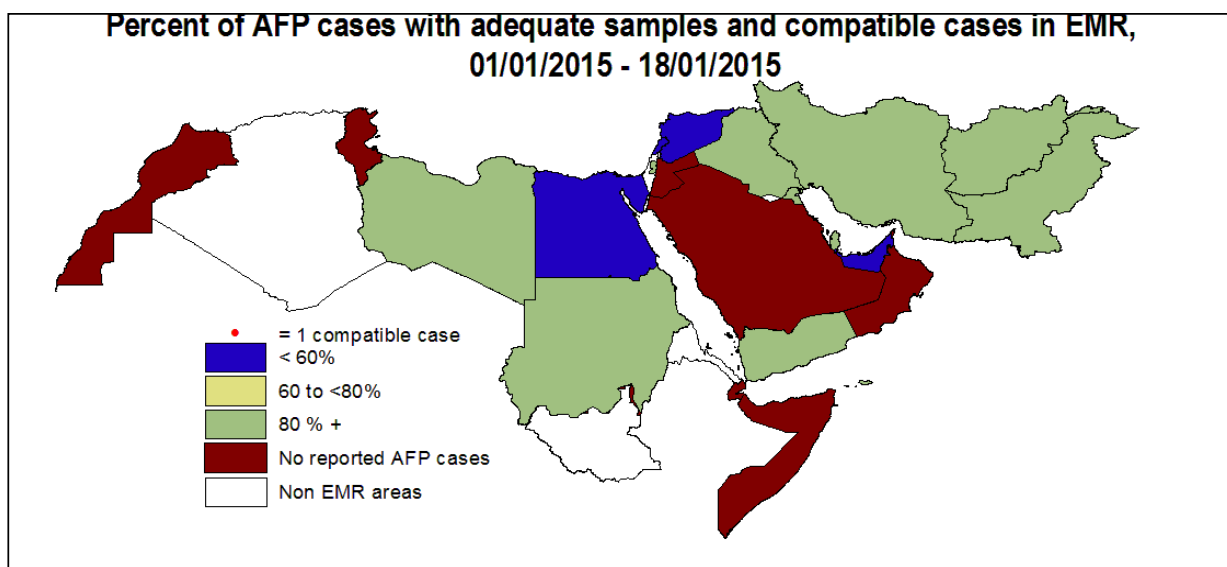
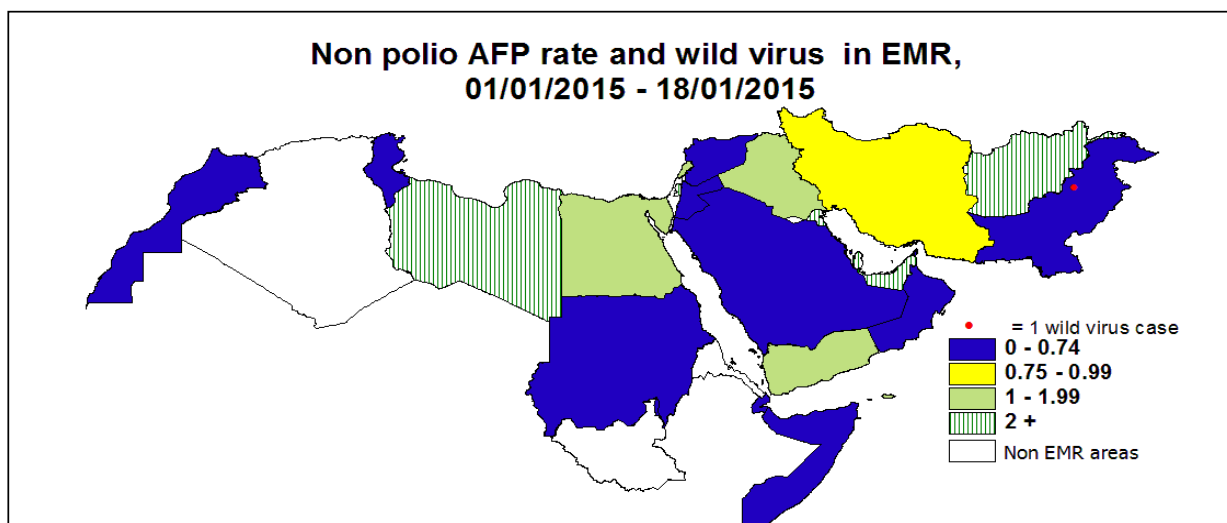
Result	2010	2011	2012	2013	2014	2015
Negative	183	178	196	304	334	
Pending					16	13
Wild			2			
VDPVP2			7	3	1	
VDPVP1			1		1	
Sabin	233	270	205	165	16	
Total	416	448	411	472	368	13

YEA	Province	Site	Count	First date	Last Date	
2013	CAIRO	AL HAGGANA 2	1	08/01/2013	08/01/2013	
		FAYOUM	1	14/04/2013	14/04/2013	
		MINYA	1	04/03/2013	04/03/2013	
VDPVP2 Total			3	08/01/2013	14/04/2013	
2014	GIZA	AL WASLA	1	04/03/2014	04/03/2014	
		VDPVP2 Total			1	04/03/2014
	VDPVP1	QALUBIA	BENHA	1	20/04/2014	20/04/2014
VDPVP1 Total			1	20/04/2014	20/04/2014	

Environmental surveillance initiated in **Pakistan** in 2009 and **Afghanistan** in 2014 showed the following:

Status	2009	2010	2011	2012	2013	2014	2015
Negative	27	77	68	150	265	344	
pending						2	24
Wild	18	79	136	89	66	121	1
Grand Total	45	156	204	239	331	467	25

Year	SITEDIST	SITENAME	Count Wild	First date	Last date
2014	KHI.BALDIA TOWN	SAJJAN GOTH	2	27/01/2014	17/07/2014
		BALDIA COMPOSITE	5	08/01/2014	04/12/2014
	KHI.GADAP TOWN	COMPOSITE SAMPLE	9	10/01/2014	11/12/2014
		SOHRAB GOTH	6	22/01/2014	21/11/2014
	KHI.GULSHAN-E-IQBAL TOWN	CHAKORA NULLA	4	04/02/2014	05/08/2014
		RASHID MINHAS RD LAY	8	17/01/2014	16/12/2014
	LAHORE	GULSHAN RAVI STATION	3	05/05/2014	05/12/2014
		MULTAN ROAD STATION	1	18/11/2014	18/11/2014
		OUTFALL STATION	14	12/04/2014	12/11/2014
	PESHAWAR	LARA MA	6	25/01/2014	24/11/2014
		SHAHEEN TOWN	10	10/01/2014	10/12/2014
	RAWALPINDI	SAFDAR ABAD	4	28/01/2014	10/12/2014
		DHOKE DALLAL	4	21/05/2014	10/12/2014
	QUETTA	JAM-E-SALFIA	3	12/10/2014	12/12/2014
		JATAK KILLI & TAKHTHANI BY PASS	4	31/03/2014	28/08/2014
		SUR PUL	4	20/03/2014	20/12/2014
	MULTAN	ALI TOWN	1	19/07/2014	19/07/2014
		KOTLA ABDUL FATAH	1	29/09/2014	29/09/2014
	SUKKUR	MAKKA PUMPING STATION	1	03/12/2014	03/12/2014
		MIANI PUMPING STATION	1	05/06/2014	05/06/2014
HYDERABAD	TULSIDAS PUMPING STATION	5	06/05/2014	03/09/2014	
KANDAHAR	KHANDAK	4	25/08/2014	22/11/2014	
	RAROBAT	5	21/07/2014	26/12/2014	
HILMAND	BOLAN BRIDGE	2	20/10/2014	22/11/2014	
	RADIO MAHALLIE	2	20/10/2014	22/11/2014	
	ZARAT BAGH	1	22/11/2014	22/11/2014	
NANGARHAR	SANGI QALA	2	20/07/2014	23/11/2014	
JACOBABAD	SADDAR PUMPING STATION	4	15/08/2014	09/12/2014	
KABDULLAH	ARMY KAZIBA	3	01/10/2014	01/12/2014	
	HADI PACKET	2	15/10/2014	15/11/2014	
2014 Total			121	08/01/2014	26/12/2014
2015	PESHAWAR	LARA MA	1	03/01/2015	03/01/2015
2015 Total			1	03/01/2015	03/01/2015



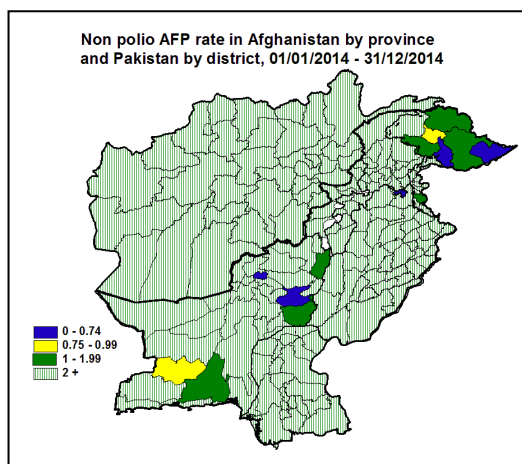
Wild polio cases by country and date of onset of paralysis in EMR, 2014-2015

Year	COUNTRY	Count	First Case	Last Case
2014	AFG	28	14/01/2014	04/12/2014
	IRQ	2	10/02/2014	07/04/2014
	PAK	303	03/01/2014	21/12/2014
	SOM	5	11/05/2014	11/08/2014
	SYR	1	21/01/2014	21/01/2014
2014 Total		339	03/01/2014	21/12/2014
2015	PAK	1	03/01/2015	03/01/2015
2015 Total		1	03/01/2015	03/01/2015

Last reported wild Polio P3 from Pakistan with date of onset 18/04/2012

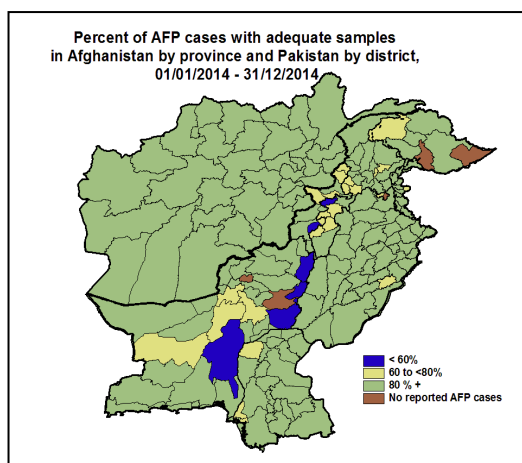


Wild Polio cases by district and date of onset of paralysis, Afghanistan 2014

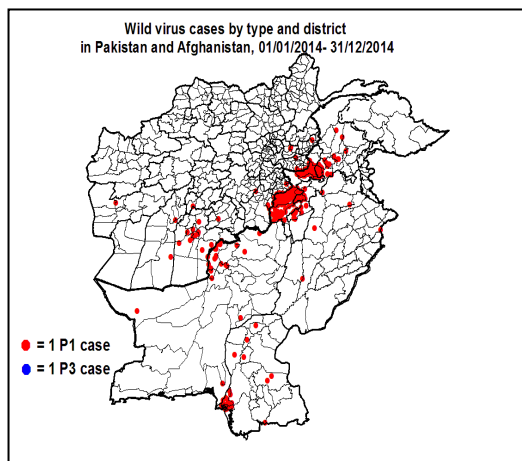


PROVINCE	DISTRICT	P1		
		Count	First case	Last case
KANDAHAR	PANJWAYI	3	18/09/2014	04/12/2014
	SPINBOLDAK	2	19/10/2014	26/11/2014
	KANDAHAR	5	01/09/2014	05/11/2014
	ZHERAY	1	20/10/2014	20/10/2014
	ARGHANDAB (K)	1	04/10/2014	04/10/2014
	SHAHWALIKOT	1	23/09/2014	23/09/2014
HILMAND	GARMSER	1	17/11/2014	17/11/2014
	NAHR-E-SARAJ	1	15/10/2014	15/10/2014
ZABUL	QALAT	1	22/10/2014	22/10/2014
NANGARHAR	BEHSUD	1	21/10/2014	21/10/2014
	ACHIN	1	15/05/2014	15/05/2014
	MUHMAND DARA	1	25/02/2014	25/02/2014
PAKTIKA	BERMEL	2	23/08/2014	29/09/2014
GHAZNI	GIRO	1	27/09/2014	27/09/2014
KHOST	TEREZAYI	1	17/06/2014	17/06/2014
FARAH	KHAK-E-SAFED	1	03/06/2014	03/06/2014
URUZGAN	DEHRAWUD	1	20/05/2014	20/05/2014
LAGHMAN	ALINGAR	2	14/01/2014	06/04/2014
KUNAR	GHAZIABAD	1	31/01/2014	31/01/2014
Grand Total		28	14/01/2014	04/12/2014

Wild Polio cases by district and date of onset of paralysis, Pakistan 2014



PROVINCE	DISTRICT	P1			
		Count	First case	Last case	
KHYBER PAKHTOON	NOWSHERA	4	06/09/2014	21/12/2014	
	PESHAWAR	29	31/01/2014	02/12/2014	
	KOHAT	1	19/11/2014	19/11/2014	
	SWAT	2	03/11/2014	14/11/2014	
	TANK	7	29/07/2014	03/11/2014	
	KARAK	1	02/11/2014	02/11/2014	
	CHARSADA	1	16/10/2014	16/10/2014	
	MARDAN	5	15/06/2014	10/10/2014	
	LAKKIMRWT	3	24/06/2014	22/09/2014	
	BUNIR	3	17/08/2014	13/09/2014	
	TORGHAR	1	06/09/2014	06/09/2014	
	BANNU	11	26/01/2014	30/07/2014	
	SINDH	NFEROZ	1	21/12/2014	21/12/2014
		LARKANA	1	04/12/2014	04/12/2014
SANGHAR		2	24/06/2014	29/11/2014	
SHIKARPUR		1	28/10/2014	28/10/2014	
KHISITE		2	04/05/2014	26/10/2014	
KHIBINQASIM		2	30/08/2014	22/10/2014	
BADIN		1	13/10/2014	13/10/2014	
KHIKORANGI		2	27/09/2014	01/10/2014	
DADU		1	26/09/2014	26/09/2014	
KHIGADAP		10	26/03/2014	20/09/2014	
KHILIAQAT		1	01/09/2014	01/09/2014	
KHIORANGI		2	30/03/2014	17/08/2014	
KHILANDHI		2	06/06/2014	08/07/2014	
KHINORTH	1	20/06/2014	20/06/2014		
KHIBALDIA	1	10/02/2014	10/02/2014		
PUNJAB	DGKHAN	1	20/12/2014	20/12/2014	
	SHEIKUPURA	1	18/09/2014	18/09/2014	
	BHAKKAR	1	16/08/2014	16/08/2014	
	CHAKWAL	1	07/07/2014	07/07/2014	
FATA	KHYBER	76	12/01/2014	17/12/2014	
	FR BANNU	9	14/02/2014	22/11/2014	
	WAZIR-S	23	12/02/2014	14/11/2014	
	WAZIR-N	70	03/01/2014	16/09/2014	
BALOCHISTAN	CHAGHAI	1	13/12/2014	13/12/2014	
	KABDULAH	12	02/07/2014	04/12/2014	
	PISHIN	1	26/11/2014	26/11/2014	
	NSIRABAD	1	20/11/2014	20/11/2014	
	QUETTA	5	03/08/2014	11/11/2014	
	KSAIFULAH	1	06/11/2014	06/11/2014	
	KHUZDAR	1	23/10/2014	23/10/2014	
	ZHOB	1	29/09/2014	29/09/2014	
	Grand Total		303	03/01/2014	21/12/2014





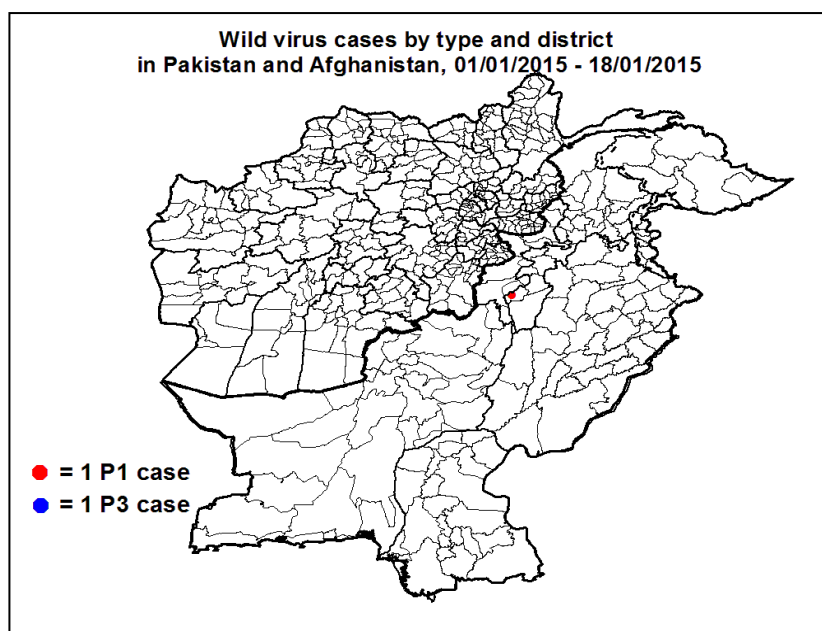
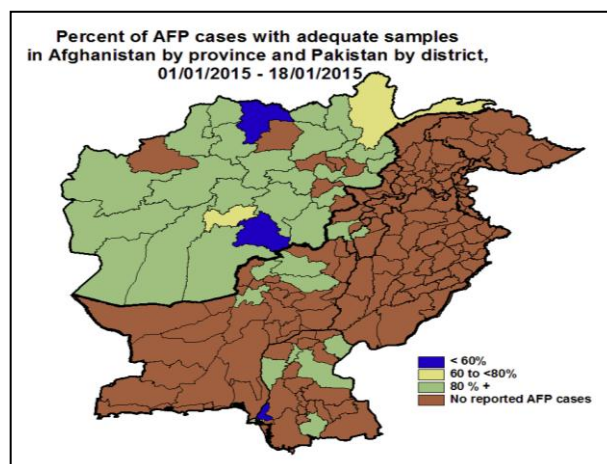
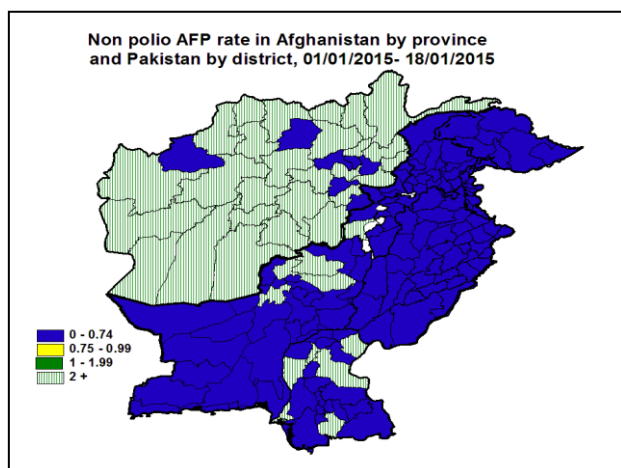
World Health Organization – Regional Office for Eastern Mediterranean

AFP SURVEILLANCE

Week 03, ending 18 January 2015

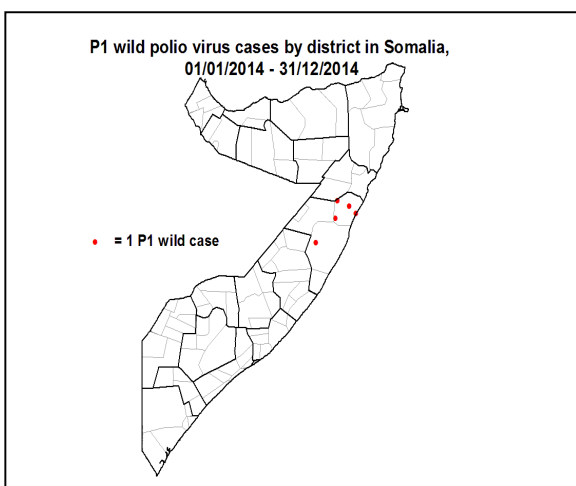
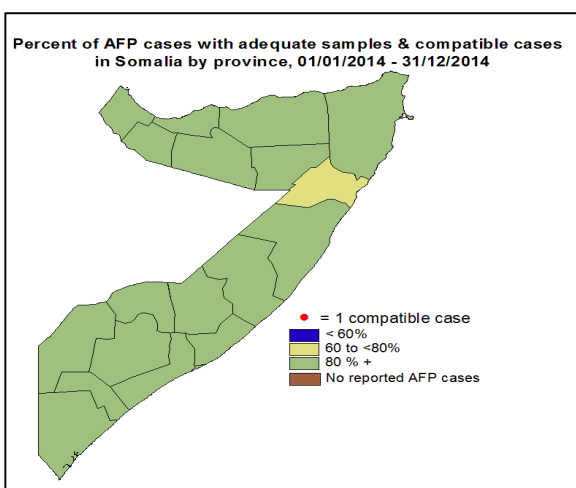
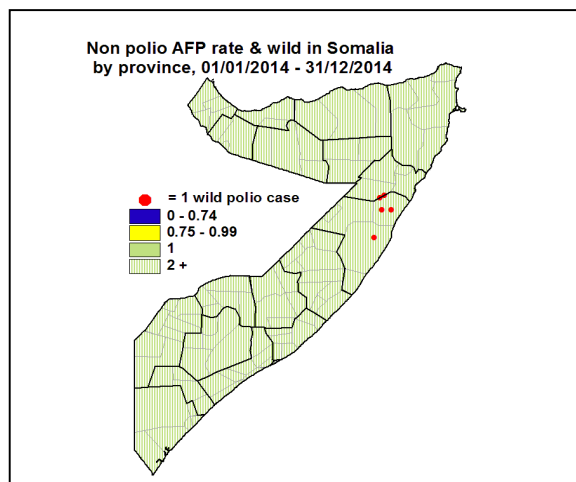
19-Jan-15

Number 850


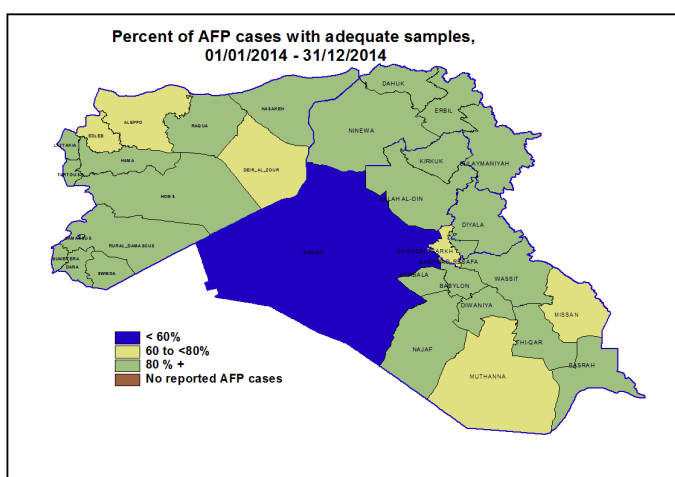
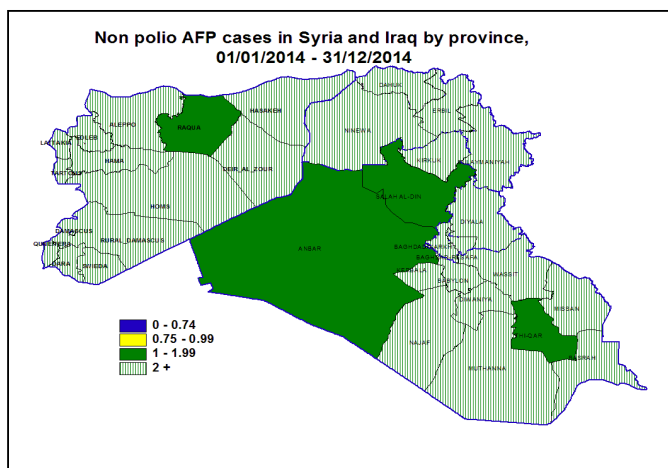


Wild Polio cases by district and date of onset of paralysis, Pakistan 2015

		P1		
PROVINCE	DISTRICT	Count	First case	Last case
KHYBER PAKHTOON	TANK	1	03/01/2015	03/01/2015
Grand Total		1	03/01/2015	03/01/2015


Wild Polio cases by district and date of onset of paralysis, Somalia 2014

			P1		
Year	PROVINCE	DISTRICT	Count	First case	Last case
2014	MUDUG	HOBYO	1	11/08/2014	11/08/2014
		JARIBAN	4	11/05/2014	03/06/2014
2014 Total			5	11/05/2014	11/08/2014


Wild Polio cases by district and date of onset of paralysis, Iraq - Syria 2014

			P1		
COUNTRY	PROVINCE	DISTRICT	Count	First case	Last case
IRQ	BAGHDAD-RESAFA	MADA'IN	1	07/04/2014	07/04/2014
		SHA'B	1	10/02/2014	10/02/2014
IRQ Total			2	10/02/2014	07/04/2014
SYR	HAMA	SALAMEYEH	1	21/01/2014	21/01/2014
SYR Total			1	21/01/2014	21/01/2014
Grand Total			3	21/01/2014	07/04/2014



**Circulating VDPV cases and date of onset of paralysis in EMR countries by districts
2014**

Year	COUNTRY	PROVINCE	DISTRICT	cVDP2				
				Count	First Case	Last Case		
2014	PAK	FATA	KHYBER	3	27/05/2014	15/11/2014		
			FR BANNU	8	24/01/2014	27/05/2014		
			WAZIR-N	7	03/01/2014	12/04/2014		
		KHYBER PAKHTOON	PESHAWAR	1	01/08/2014	01/08/2014		
			LAKKIMRWT	1	08/05/2014	08/05/2014		
			BANNU	1	03/05/2014	03/05/2014		
		PAK Total				21	03/01/2014	15/11/2014
		2014 Total				21	03/01/2014	15/11/2014

In 2014, 1 AFP case in Pakistan was identified as VDPV by contact

In 2014, 1 AFP case in Pakistan from Khyber district, FATA province with date of onset 27/05/2014 was identified as WPV1 & cVDPV2.

The case is classified as wild and reflected in page -2- table (3), pages 6 & 7 of the polio fax. Accordingly final number of cVDPV cases in Pakistan for 2014 is (21)