



World Health Organization – Regional Office for Eastern Mediterranean

AFP SURVEILLANCE

2-Feb-15

Week 05, ending 01 February 2015

Number 852

Table 1: Acute Flaccid Paralysis (AFP) cases by week of onset

| Country | Reported AFP cases by week of onset - Week (05/15) / Ending on : 01/02/15 | | | | | | | | | | | | | | |
|------------------|---|----------------|-------------------------|-------------------|-------------------|-------------------|-------------------|-------------------|-------------------|-------------------|-------------------|-------------------|-------------------|-------------------|-------------------|
| | Total AFP 2013 | Total AFP 2014 | Total AFP to date, 2015 | W 46 16 Nov 14 | W 47 23 Nov 14 | W 48 30 Nov 14 | W 49 07 Dec 14 | W 50 14 Dec 14 | W 51 21 Dec 14 | W 52 28 Dec 14 | W 01 04 Jan 15 | W 02 11 Jan 15 | W 03 18 Jan 15 | W 04 25 Jan 15 | W 05 02 Feb 15 |
| Afghanistan | 1897 | 2417 | 189 | 45 | 44 | 39 | 56 | 46 | 51 | 47 | 48 | 46 | 56 | 43 | 10 |
| Bahrain | 12 | 16 | 0 | 0 | 0 | 0 | 0 | 1 | 0 | 0 | 0 | 0 | 0 | 0 | 0 |
| Djibouti | 7 | 3 | 0 | 0 | 0 | 0 | 0 | 1 | 0 | | | | | | |
| Egypt | 1007 | 1000 | 67 | 22 | 15 | 19 | 27 | 22 | 22 | 29 | 16 | 21 | 16 | 14 | 2 |
| Iran | 708 | 753 | 49 | 14 | 12 | 16 | 15 | 19 | 13 | 10 | 11 | 16 | 14 | 10 | 2 |
| Iraq | 444 | 590 | 33 | 16 | 13 | 14 | 4 | 9 | 10 | 9 | 11 | 12 | 8 | 6 | 1 |
| Jordan **** | 35 | 62 | 0 | 4 | 6 | 2 | 3 | 2 | 4 | 0 | 1 | | | | |
| Kuwait | 39 | 32 | 2 | 1 | 0 | 0 | 2 | 2 | 0 | 0 | 2 | 0 | 0 | 1 | 0 |
| Lebanon **** | 33 | 50 | 4 | 0 | 2 | 1 | 1 | 1 | 2 | 5 | 2 | 2 | 0 | 2 | |
| Libya | 58 | 43 | 6 | 0 | 1 | 1 | 0 | 1 | 0 | 0 | 3 | 0 | 2 | 1 | |
| Morocco | 106 | 104 | 3 | 2 | 2 | 4 | 2 | 3 | 1 | 0 | 2 | 1 | 1 | | |
| Oman | 20 | 34 | 2 | 0 | 3 | 1 | 0 | 2 | 2 | 1 | 0 | 0 | 0 | 1 | 1 |
| Pakistan | 4790 | 5152 | 96 | 135 | 82 | 79 | 80 | 68 | 76 | 48 | 42 | 41 | 27 | 5 | 0 |
| Palestine **** | 38 | 21 | 5 | 1 | 0 | 0 | 1 | 0 | 0 | 0 | 0 | 4 | 1 | 0 | 0 |
| Qatar | 8 | 7 | 1 | 0 | 0 | 0 | 0 | 0 | 0 | 0 | 1 | 0 | 0 | 0 | 0 |
| Saudi Arabia | 220 | 226 | 11 | 6 | 10 | 4 | 8 | 3 | 5 | 8 | 5 | 5 | 3 | 0 | |
| Somalia | 546 | 420 | 8 | 9 | 8 | 11 | 5 | 6 | 4 | 11 | 2 | 2 | 2 | 2 | |
| Sudan | 410 | 442 | 12 | 4 | 9 | 3 | 8 | 3 | 10 | 12 | 3 | 7 | 2 | 0 | |
| Syria **** | 180 | 276 | 3 | 1 | 3 | 5 | 4 | 2 | 3 | 5 | 3 | 3 | 0 | | |
| Tunisia | 43 | 44 | 3 | 0 | 0 | 0 | 1 | 1 | 2 | 0 | 1 | 0 | 2 | 0 | |
| U.A.E | 31 | 25 | 4 | 2 | 0 | 0 | 1 | 0 | 1 | 0 | 2 | 2 | 0 | 1 | 0 |
| Yemen | 614 | 577 | 39 | 17 | 7 | 16 | 12 | 13 | 13 | 16 | 8 | 11 | 13 | 9 | 0 |
| Total EMR | 11540 | 12294 | 537 | 279 | 217 | 215 | 230 | 205 | 219 | 201 | 163 | 173 | 147 | 95 | 16 |

No data = No report received

Totals of the year 2013 include South Sudan that has now moved to the African Region starting October 2013

Table 2: Confirmed polio cases by month of onset

| Country | Total year 2013 | Total year 2014 | 01/02 | | Confirmed polio cases by month of onset | | | | | | | | | | | |
|------------------|-----------------|-----------------|-----------|----------|---|------------|-----------|-----------|-----------|-------------|----------------|--------------|---------------|---------------|--------------|---------------|
| | | | 2014 | 2015 | March 2014 | April 2014 | May 2014 | June 2014 | July 2014 | August 2014 | September 2014 | October 2014 | November 2014 | December 2014 | January 2015 | February 2015 |
| Afghanistan | 14 | 28 | 2 | 0 | 0 | 1 | 2 | 2 | 0 | 1 | 7 | 7 | 4 | 1 | | |
| Bahrain | 0 | 0 | 0 | 0 | 0 | 0 | 0 | 0 | 0 | 0 | 0 | 0 | 0 | 0 | 0 | |
| Djibouti | 0 | 0 | 0 | 0 | 0 | 0 | 0 | 0 | 0 | 0 | 0 | 0 | 0 | 0 | 0 | |
| Egypt | 0 | 0 | 0 | 0 | 0 | 0 | 0 | 0 | 0 | 0 | 0 | 0 | 0 | 0 | 0 | |
| Iran | 0 | 0 | 0 | 0 | 0 | 0 | 0 | 0 | 0 | 0 | 0 | 0 | 0 | 0 | 0 | |
| Iraq | 0 | 2 | 0 | 0 | 0 | 1 | 0 | 0 | 0 | 0 | 0 | 0 | 0 | 0 | 0 | |
| Jordan **** | 0 | 0 | 0 | 0 | 0 | 0 | 0 | 0 | 0 | 0 | 0 | 0 | 0 | 0 | 0 | |
| Kuwait | 0 | 0 | 0 | 0 | 0 | 0 | 0 | 0 | 0 | 0 | 0 | 0 | 0 | 0 | 0 | |
| Lebanon **** | 0 | 0 | 0 | 0 | 0 | 0 | 0 | 0 | 0 | 0 | 0 | 0 | 0 | 0 | 0 | |
| Libya | 0 | 0 | 0 | 0 | 0 | 0 | 0 | 0 | 0 | 0 | 0 | 0 | 0 | 0 | 0 | |
| Morocco | 0 | 0 | 0 | 0 | 0 | 0 | 0 | 0 | 0 | 0 | 0 | 0 | 0 | 0 | 0 | |
| Oman | 0 | 0 | 0 | 0 | 0 | 0 | 0 | 0 | 0 | 0 | 0 | 0 | 0 | 0 | 0 | |
| Pakistan | 93 | 305 | 17 | 6 | 14 | 17 | 16 | 18 | 30 | 40 | 49 | 30 | 43 | 13 | 6 | |
| Palestine **** | 0 | 0 | 0 | 0 | 0 | 0 | 0 | 0 | 0 | 0 | 0 | 0 | 0 | 0 | 0 | |
| Qatar | 0 | 0 | 0 | 0 | 0 | 0 | 0 | 0 | 0 | 0 | 0 | 0 | 0 | 0 | 0 | |
| Saudi Arabia | 0 | 0 | 0 | 0 | 0 | 0 | 0 | 0 | 0 | 0 | 0 | 0 | 0 | 0 | 0 | |
| Somalia | 194 | 5 | 0 | 0 | 0 | 0 | 2 | 2 | 0 | 1 | 0 | 0 | 0 | 0 | 0 | |
| Sudan | 0 | 0 | 0 | 0 | 0 | 0 | 0 | 0 | 0 | 0 | 0 | 0 | 0 | 0 | 0 | |
| Syria **** | 35 | 1 | 1 | 0 | 0 | 0 | 0 | 0 | 0 | 0 | 0 | 0 | 0 | 0 | 0 | |
| Tunisia | 0 | 0 | 0 | 0 | 0 | 0 | 0 | 0 | 0 | 0 | 0 | 0 | 0 | 0 | 0 | |
| U.A.E | 0 | 0 | 0 | 0 | 0 | 0 | 0 | 0 | 0 | 0 | 0 | 0 | 0 | 0 | 0 | |
| Yemen | 0 | 0 | 0 | 0 | 0 | 0 | 0 | 0 | 0 | 0 | 0 | 0 | 0 | 0 | 0 | |
| Total EMR | 336 | 341 | 20 | 6 | 14 | 19 | 20 | 22 | 30 | 42 | 56 | 37 | 47 | 14 | 6 | 0 |

**** UNRWA cases are included with those of country of residence



Table 3: Investigation of AFP cases with paralysis onset in 2014 & 2015 up to Week (05/15) / Ending on : 01/02/15

| COUNTRY | 2014 | | | | | | | | | | | 2015 | | | | | | | | | | | Latest line List Date | | | | |
|--------------|----------------------------|-------------------------------|------------------|------------------------|---------------------------|------|-----------------------|--|--|-------------------------------|--------------------|--------------------|----------------------------|-------------------------------|------------------|------------------------|---------------------------|------|----------------------------------|--|--|-------------------------------|-----------------------|--------------------|--------------------|-----------------|--|
| | AFP | | | | | | | | | Specimen | | Wild cases **** | | AFP | | | | | | | | | | Specimen | | Wild cases **** | |
| | Total AFP cases onset 2014 | Case classification | | | | | Non polio AFP rate ** | AFP cases pending classification > 90 days from onset of paralysis | AFP cases pending classification and lab > 90 days from onset of paralysis | % with *** adequate specimens | Wild P1 Poliovirus | Wild P3 Poliovirus | Total AFP cases onset 2015 | Case classification | | | | | Annualized Non polio AFP rate ** | AFP cases pending classification > 90 days from onset of paralysis | AFP cases pending classification and lab > 90 days from onset of paralysis | % with *** adequate specimens | | Wild P1 Poliovirus | Wild P3 Poliovirus | | |
| | | Total Confirmed Polio Cases * | Polio Compatible | Pending Classification | Discarded (non polio AFP) | VDPV | | | | | | | | Total Confirmed Polio Cases * | Polio Compatible | Pending Classification | Discarded (non polio AFP) | VDPV | | | | | | | | | |
| Afghanistan | 2417 | 28 | 4 | 37 | 2348 | 0 | 12.6 | 13 | 0 | 92.7 | 28 | 0 | 189 | 0 | 0 | 134 | 55 | 0 | 11.4 | 0 | 0 | 95.8 | 0 | 0 | 01/02/15 | | |
| Bahrain | 16 | 0 | 0 | 1 | 15 | 0 | 5.9 | 0 | 0 | 100.0 | 0 | 0 | 0 | 0 | 0 | 0 | 0 | 0 | 0.0 | 0 | 0 | | 0 | 0 | 01/02/15 | | |
| Djibouti | 3 | 0 | 0 | 3 | 0 | 0 | 1.0 | 2 | 1 | 66.7 | 0 | 0 | 0 | 0 | 0 | 0 | 0 | 0.0 | 0 | 0 | | 0 | 0 | 21/12/14 | | | |
| Egypt | 1000 | 0 | 0 | 29 | 970 | 1 | 2.9 | 1 | 0 | 93.4 | 0 | 0 | 67 | 0 | 0 | 66 | 1 | 0 | 2.2 | 0 | 0 | 71.6 | 0 | 0 | 29/01/15 | | |
| Iran | 753 | 0 | 0 | 1 | 750 | 2 | 4.2 | 0 | 0 | 95.9 | 0 | 0 | 49 | 0 | 0 | 49 | 0 | 0 | 3.1 | 0 | 0 | 100.0 | 0 | 0 | 01/02/15 | | |
| Iraq | 590 | 2 | 0 | 13 | 575 | 0 | 4.0 | 4 | 0 | 88.6 | 2 | 0 | 33 | 0 | 0 | 19 | 14 | 0 | 2.6 | 0 | 0 | 97.0 | 0 | 0 | 29/01/15 | | |
| Jordan | 62 | 0 | 0 | 28 | 34 | 0 | 2.5 | 6 | 0 | 95.2 | 0 | 0 | 0 | 0 | 0 | 0 | 0 | 0.0 | 0 | 0 | | 0 | 0 | 06/01/15 | | | |
| Kuwait | 32 | 0 | 0 | 0 | 32 | 0 | 3.8 | 0 | 0 | 93.8 | 0 | 0 | 2 | 0 | 0 | 1 | 1 | 0 | 2.6 | 0 | 0 | 100.0 | 0 | 0 | 01/02/15 | | |
| Lebanon | 50 | 0 | 0 | 13 | 37 | 0 | 2.6 | 4 | 0 | 66.0 | 0 | 0 | 4 | 0 | 0 | 4 | 0 | 0 | 2.4 | 0 | 0 | 50.0 | 0 | 0 | 25/01/15 | | |
| Libya | 43 | 0 | 0 | 1 | 42 | 0 | 2.1 | 0 | 0 | 95.3 | 0 | 0 | 6 | 0 | 0 | 4 | 2 | 0 | 3.3 | 0 | 0 | 100.0 | 0 | 0 | 31/01/15 | | |
| Morocco | 104 | 0 | 0 | 25 | 79 | 0 | 1.0 | 20 | 1 | 70.2 | 0 | 0 | 3 | 0 | 0 | 3 | 0 | 0 | 0.3 | 0 | 0 | 0.0 | 0 | 0 | 23/01/15 | | |
| Oman | 34 | 0 | 0 | 0 | 34 | 0 | 4.3 | 0 | 0 | 94.1 | 0 | 0 | 2 | 0 | 0 | 2 | 0 | 0 | 2.9 | 0 | 0 | 100.0 | 0 | 0 | 01/02/15 | | |
| Pakistan | 5152 | 305 | 27 | 188 | 4606 | 27 | 6.2 | 121 | 27 | 88.9 | 305 | 0 | 96 | 6 | 0 | 64 | 26 | 0 | 1.3 | 0 | 0 | 96.9 | 6 | 0 | 01/02/15 | | |
| Palestine | 21 | 0 | 0 | 1 | 20 | 0 | 1.2 | 0 | 0 | 90.5 | 0 | 0 | 5 | 0 | 0 | 5 | 0 | 0 | 3.3 | 0 | 0 | 100.0 | 0 | 0 | 01/02/15 | | |
| Qatar | 7 | 0 | 0 | 0 | 7 | 0 | 2.3 | 0 | 0 | 100.0 | 0 | 0 | 1 | 0 | 0 | 1 | 0 | 0 | 3.8 | 0 | 0 | 100.0 | 0 | 0 | 01/02/15 | | |
| Saudi Arabia | 226 | 0 | 0 | 39 | 187 | 0 | 2.5 | 0 | 0 | 97.8 | 0 | 0 | 11 | 0 | 0 | 11 | 0 | 0 | 1.3 | 0 | 0 | 90.9 | 0 | 0 | 01/02/15 | | |
| Somalia | 420 | 5 | 0 | 7 | 408 | 0 | 7.4 | 4 | 0 | 96.7 | 5 | 0 | 8 | 0 | 0 | 6 | 2 | 0 | 1.6 | 0 | 0 | 100.0 | 0 | 0 | 30/01/15 | | |
| Sudan | 442 | 0 | 0 | 1 | 441 | 0 | 2.7 | 0 | 0 | 97.3 | 0 | 0 | 12 | 0 | 0 | 11 | 1 | 0 | 0.8 | 0 | 0 | 100.0 | 0 | 0 | 25/01/15 | | |
| Syria | 276 | 1 | 2 | 8 | 265 | 0 | 3.6 | 1 | 0 | 86.2 | 1 | 0 | 3 | 0 | 0 | 3 | 0 | 0 | 0.4 | 0 | 0 | 100.0 | 0 | 0 | 24/01/15 | | |
| Tunisia | 44 | 0 | 0 | 2 | 41 | 0 | 1.7 | 0 | 0 | 81.8 | 0 | 0 | 3 | 0 | 0 | 3 | 0 | 0 | 1.3 | 0 | 0 | 100.0 | 0 | 0 | 30/01/15 | | |
| U.A.E | 25 | 0 | 0 | 0 | 25 | 0 | 2.4 | 0 | 0 | 92.0 | 0 | 0 | 4 | 0 | 0 | 4 | 0 | 0 | 3.4 | 0 | 0 | 50.0 | 0 | 0 | 01/02/15 | | |
| Yemen | 577 | 0 | 0 | 47 | 530 | 0 | 4.8 | 1 | 0 | 95.1 | 0 | 0 | 39 | 0 | 0 | 39 | 0 | 0 | 3.4 | 0 | 0 | 97.4 | 0 | 0 | 01/02/15 | | |
| EMR | 12294 | 341 | 33 | 444 | 11446 | 30 | 5.0 | 177 | 29 | 91.2 | 341 | 0 | 537 | 6 | 0 | 429 | 102 | 0 | 2.5 | 0 | 0 | 92.6 | 6 | 0 | | | |
| 2013 | 11540 | 336 | 55 | 2 | 11091 | 56 | 4.6 | 2 | 0 | 90.1 | 336 | 0 | | | | | | | | | | | | | | | |

* Confirmed polio cases refer to wild isolation from AFP cases or from contacts of negative index AFP cases

** Non-polio AFP per 100,000 children <15 years

Totals of the year 2013 include South Sudan that has now moved to the African Region starting October 2013

*** Adequate here refers to two stool specimens collected at least 24 hours apart, within 14 days of paralysis onset

**** AFP cases co infected with P1 and P3 are counted separately as wild isolates



Table 4: Investigation of contacts of AFP cases with paralysis onset in 2015 up to Week (05/15) / Ending on : 01/02/15

| Country | No. of AFP cases | No. of eligible AFP cases for contact sampling* | % of eligible AFP cases with contact samplings | % of eligible AFP cases with 3+ contacts | Total number of Contacts** | % of contacts under 5 years | % of contacts with specimens collected within 7 days of notification of index | % Contact specimens in lab within 3 days of | % Contact specimens positive for NPEV | % Contact specimens positive for Sabin like virus | No. of contacts positive for wild virus | % of wild polio virus isolation from contacts | No. of Contacts positive for VDPVs | No. of -ve index AFP cases identified positive by | No. of districts identified infected from contacts |
|------------------|------------------|---|--|--|----------------------------|-----------------------------|---|---|---------------------------------------|---|---|---|------------------------------------|---|--|
| Afghanistan | 189 | 8 | 12.5 | 12.5 | 58 | 98.3 | 91.4 | 0.0 | 27.8 | 0.0 | 0 | 0.0 | | 0 | 0 |
| Bahrain | | | | | | | | | | | 0 | | | | 0 |
| Djibouti | | | | | | | | | | | 0 | | | | 0 |
| Egypt | 67 | 19 | 5.3 | 5.3 | 6 | 100.0 | 50.0 | | | | 0 | | | 0 | 0 |
| Iran | 49 | 0 | | | 0 | | | | | | 0 | | | 0 | 0 |
| Iraq | 33 | 1 | 100.0 | 0.0 | 6 | 50.0 | 0.0 | | | | 0 | | | 0 | 0 |
| Jordan | | | | | | | | | | | 0 | | | | 0 |
| Kuwait | 2 | 0 | | | 3 | 0.0 | 0.0 | 100.0 | 0.0 | 0.0 | 0 | 0.0 | | 0 | 0 |
| Lebanon | 4 | 2 | 0.0 | 0.0 | 0 | | | | | | 0 | | | 0 | 0 |
| Libya | 6 | 0 | | | 0 | | | | | | 0 | | | 0 | 0 |
| Morocco | 3 | 3 | 0.0 | 0.0 | 0 | | | | | | 0 | | | 0 | 0 |
| Oman | 2 | 0 | | | 0 | | | | | | 0 | | | 0 | 0 |
| Pakistan | 96 | 3 | 66.7 | 66.7 | 12 | 100.0 | 50.0 | | | | 0 | | | 0 | 0 |
| Palestine | 5 | 0 | | | 0 | | | | | | 0 | | | 0 | 0 |
| Qatar | 1 | 0 | | | 0 | | | | | | 0 | | | 0 | 0 |
| Saudi Arabia | 10 | 1 | 0.0 | 0.0 | 0 | | | | | | 0 | | | 0 | 0 |
| Somalia | 8 | 0 | | | 23 | 82.6 | 100.0 | 16.7 | 0.0 | 16.7 | 0 | 0.0 | | 0 | 0 |
| Sudan | 12 | 0 | | | 0 | | | | | | 0 | | | 0 | 0 |
| Syria | 3 | 0 | | | 6 | 16.7 | 50.0 | | | | 0 | | | 0 | 0 |
| Tunisia | 3 | 0 | | | 0 | | | | | | 0 | | | 0 | 0 |
| U.A.E. | 4 | 2 | 0.0 | 0.0 | 0 | | | | | | 0 | | | 0 | 0 |
| Yemen | 39 | 1 | 0.0 | 0.0 | 85 | 51.8 | 94.1 | | | | 0 | | | 0 | 0 |
| Grand Total 2015 | 536 | 40 | 12.5 | 10.0 | 199 | 71.4 | 84.4 | 14.8 | 18.5 | 3.7 | 0 | 0.0 | | 0 | 0 |
| Grand Total 2014 | 12294 | 1091 | 75.6 | 68.9 | 7065 | 77.2 | 71.7 | 40.0 | 17.6 | 4.5 | 18 | 0.3 | 4 | 7 | 2 |

* Eligible refers to AFP cases with inadequate stool specimens

** Total number of contacts from eligible AFP cases and from other AFP cases as per with country criteria for contact sampling

Last wild contacts in EMRO, 01/01/2014 - 01/02/2015

| Year | Country | Count of wild contacts | Date of Most Recent stool collection |
|-------------------|-------------|------------------------|--------------------------------------|
| 2014 | Pakistan | 13 | 29/12/14 |
| | Afghanistan | 4 | 13/11/14 |
| | IRQ | 1 | 26/02/14 |
| 2014 Total | | 18 | 29/12/14 |

Number and distribution by district of -ve index AFP cases identified as wild positive by contact in EMR, 2014

| COUNTRY | PROVINCE | DISTRICT | Count | First case | Last case |
|------------------|-------------|------------|----------|-----------------|-----------------|
| AFG | NANGARHAR | BEHSUD | 1 | 21/10/14 | 21/10/14 |
| | | SPINBOLDAK | 1 | 19/10/14 | 19/10/14 |
| | KANDAHAR | KANDAHAR | 1 | 02/09/14 | 02/09/14 |
| AFG Total | | | 3 | 02/09/14 | 21/10/14 |
| PAK | BALOCHISTAN | QUETTA | 1 | 30/08/14 | 30/08/14 |
| | | NOWSHERA | 1 | 21/12/14 | 21/12/14 |
| | PESHAWAR | | 1 | 16/09/14 | 16/09/14 |
| | | BANNU | 1 | 03/03/14 | 03/03/14 |
| PAK Total | | | 4 | 03/03/14 | 21/12/14 |



Table 5: Laboratory investigation of AFP cases with paralysis onset in 2015 up to Week (05/15) / Ending on : 01/02/15

| Country | Polio laboratories Sequencing performed by CDC and RIVM laboratories | AFP cases with specimens | Preliminary virus isolation results of AFP cases | | | | | | Poliovirus intratypic differentiation results # | | | | | | | | | Indicators | | | | Latest report Date | | | | |
|-----------------------|---|--------------------------|--|------------|-------------|-------------|----------------------|------------------------|---|------------|----------|--------|------------|-----------|------------|-------|------|-----------------------------|-------------|----------|-------------|--------------------|--------------------------------|---|--|--|
| | | | Referred for ITD | | NPEV only | Negative | Pending | | Type 1 | | | Type 2 | | | Type 3 | | | Discordant pending sequence | NPEV by PCR | Non-EV | Pending ITD | | % specimens positive for NPEV* | % AFP cases with culture results within 14 days | % AFP cases with ITD results within 7 days | % AFP cases with ITD results within 45 days of onset** |
| | | | L20B+ | L20B+/NPEV | | | received < = 14 days | received > 14 days ago | Wild | Sabin | VDPV | Wild | Sabin | VDPV | Wild | Sabin | VDPV | | | | | | | | | |
| Afghanistan | RRL Pakistan | 151 | 1 | 1 | 15 | 47 | 87 | | | 1 | | | | | | 2 | | | | | | 19% | 100% | 100% | 100% | 30/01/2015 |
| Bahrain | PNL Oman | | | | | | | | | | | | | | | | | | | | | | | | | 27/01/2015 |
| Djibouti | NPL Kenya | | | | | | | | | | | | | | | | | | | | | | | | | 21/12/2014 |
| Egypt*** | RRL Egypt | 47 | | | 5 | 11 | 21 | 10 | | | | | | | | | | | | | | 18% | 100% | | 100% | 01/02/2015 |
| Iran | NPL Iran | 40 | | | | 12 | 12 | 16 | | | | | | | | | | | | | | 0% | 100% | | 100% | 01/02/2015 |
| Iraq | PNLIraq, RRL Egypt | 33 | | | 3 | 13 | 17 | | | | | | | | | | | | | | | 15% | 100% | | | 29/01/2015 |
| Jordan | PNL Jordan, RRL Tunisia | 4 | | | | 3 | 1 | | | | | | | | | | | | | | | 7% | 100% | | | 01/02/2015 |
| Kuwait | RRL Kuwait | | | | | | | | | | | | | | | | | | | | | | | | | 18/12/2014 |
| Lebanon | RRL Egypt | 1 | | | | | 1 | | | | | | | | | | | | | | | | | | | 01/02/2015 |
| Libya | RRL Tunisia | 3 | | | | 2 | 1 | | | | | | | | | | | | | | | 0% | 100% | | 100% | 30/01/2015 |
| Morocco | PNL Morocco, RRL Tunisia | 1 | | | | | 1 | | | | | | | | | | | | | | | | | | | 30/01/2015 |
| Oman | NPL Oman | | | | | | | | | | | | | | | | | | | | | 0% | | | | 27/01/2015 |
| Pakistan | RRL Pakistan | 222 | 15 | | 25 | 51 | 131 | | 6 | 2 | | | 2 | | | 3 | | | 1 | | 1 | 26% | 100% | 100% | 100% | 30/01/2015 |
| Palestine & UNRWA | | 5 | | | | | 1 | 4 | | | | | | | | | | | | | | | | | | 01/02/2015 |
| Qatar | NPL Oman | 1 | | | | 1 | | | | | | | | | | | | | | | | 0% | 100% | | 100% | 27/01/2015 |
| Saudi Arabia | PNL Saudi Arabia, NPL Oman | 15 | | | | | 6 | 9 | | | | | | | | | | | | | | | | | | 22/01/2015 |
| Somalia | NPL Kenya | 8 | | | | 2 | 3 | 3 | | | | | | | | | | | | | | 0% | 0% | | 100% | 30/01/2015 |
| Sudan | PNL Sudan, RRL Egypt | 15 | | | | 1 | 8 | 6 | | | | | | | | | | | | | | 0% | 0% | | | 24/01/2015 |
| Syria | PNL Syria, RRL Tunisia | | | | | | | | | | | | | | | | | | | | | | | | | 27/11/2014 |
| Tunisia | RRL Tunisia | 3 | | | | | 3 | | | | | | | | | | | | | | | 0% | | | | 30/01/2015 |
| U.A.E | NPL Oman | | | | | | | | | | | | | | | | | | | | | | | | | 27/01/2015 |
| Yemen | RRL Egypt | 9 | | | | | 9 | | | | | | | | | | | | | | | | | | | 01/02/2015 |
| Total EMR 2015 | | 558 | 16 | 1 | 48 | 143 | 293 | 57 | 6 | 3 | | | 2 | | 5 | | | 1 | | 1 | 19% | 99% | 100% | 100% | | |
| Total EMR 2014 | | 12259 | 952 | 93 | 2190 | 8950 | 15 | 57 | 334 | 339 | 1 | | 166 | 26 | 342 | | | 6 | 18 | 3 | 16% | 94% | 95% | 97% | | |

* Specimens from all sources including non-AFP cases, excluding environmental samples

** This indicator reflects surveillance and laboratory activities



Environmental surveillance initiated in **Egypt** in September 2000 showed the following:

| Result | 2010 | 2011 | 2012 | 2013 | 2014 | 2015 |
|----------|------|------|------|------|------|------|
| Negative | 183 | 178 | 196 | 304 | 391 | 9 |
| Pending | | | | | 6 | 18 |
| Wild | | | 2 | | | |
| VDPVP2 | | | 7 | 3 | 1 | |
| VDPVP1 | | | 1 | | 1 | |
| Sabin | 233 | 270 | 205 | 165 | 16 | |
| Total | 416 | 448 | 411 | 472 | 415 | 27 |

| YEA | Province | Site | Count | First date | Last Date |
|------|--------------|---------|----------|------------|-------------------|
| 2014 | VDPVP2 | GIZA | AL WASLA | 1 | 04/03/14 04/03/14 |
| | VDPVP2 Total | | | 1 | 04/03/14 04/03/14 |
| | VDPVP1 | QALUBIA | BENHA | 1 | 20/04/14 20/04/14 |
| | VDPVP1 Total | | | 1 | 20/04/14 20/04/14 |

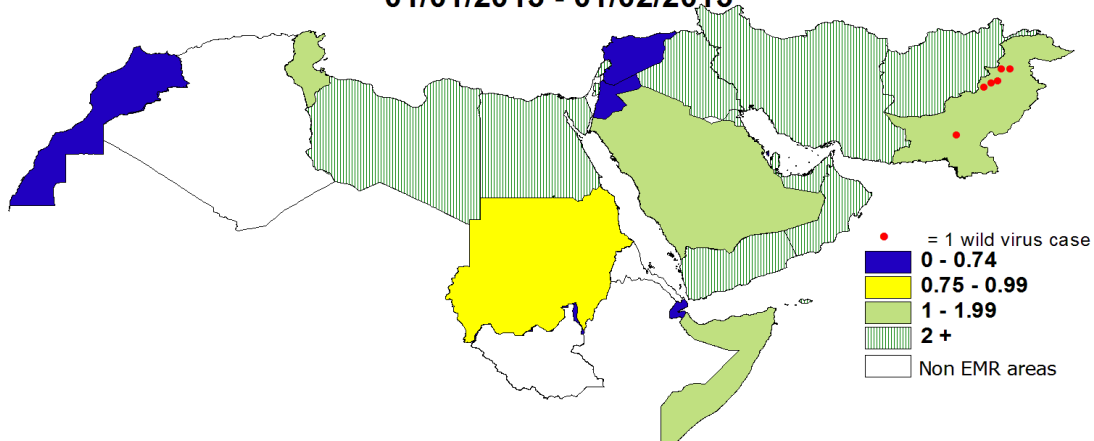
Environmental surveillance initiated in **Pakistan** in 2009 and **Afghanistan** in 2014 showed the following:

| COUNTRY1 | Status | 2009 | 2010 | 2011 | 2012 | 2013 | 2014 | 2015 |
|-----------|----------|------|------|------|------|------|------|------|
| AFG | Negative | | | | | 9 | 79 | 2 |
| | pending | | | | | | | 11 |
| | Wild | | | | | | 16 | |
| AFG Total | | | | | | 9 | 95 | 13 |
| PAK | Negative | 27 | 77 | 68 | 150 | 256 | 267 | 16 |
| | pending | | | | | | | 18 |
| | Wild | 18 | 79 | 136 | 89 | 66 | 105 | 2 |
| PAK Total | | 45 | 156 | 204 | 239 | 322 | 372 | 36 |

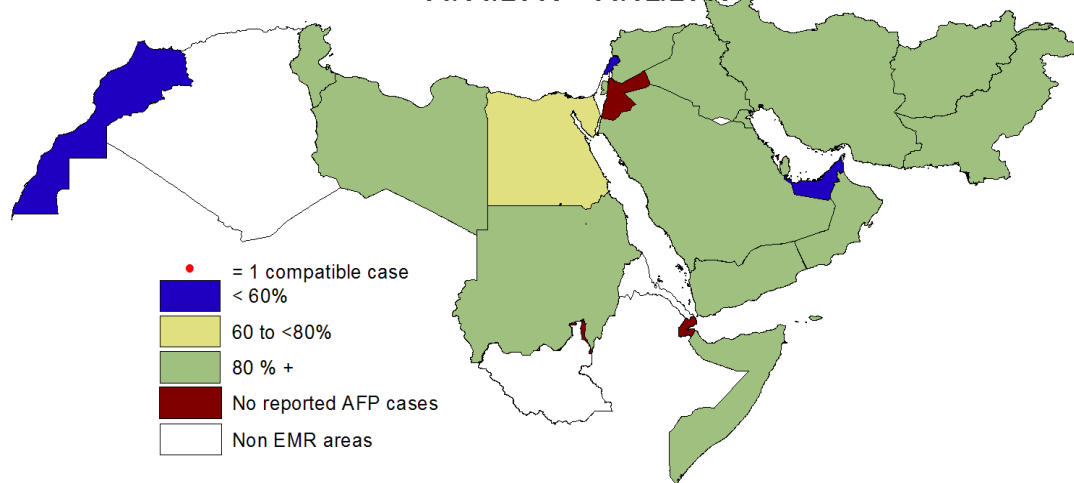
| Year | COUNTR | SITEDIST | SITENAME | Count | Wild | First date | Last date |
|------------|-----------|----------|-----------------------|-------|------|------------|------------|
| 2015 | PAK | SUKKUR | MAKKA PUMPING STATION | 1 | | 06/01/2015 | 06/01/2015 |
| | | PESHAWAR | LARA MA | 1 | | 03/01/2015 | 03/01/2015 |
| | PAK Total | | | | 2 | | 03/01/2015 |
| 2015 Total | | | | 2 | | 03/01/2015 | 06/01/2015 |



Non polio AFP rate and wild virus in EMR, 01/01/2015 - 01/02/2015



Percent of AFP cases with adequate samples and compatible cases in EMR, 01/01/2015 - 01/02/2015



Wild polio cases by country and date of onset of paralysis in EMR, 2014-2015

| Year | COUNTRY | Count | First Case | Last Case |
|------------|---------|-------|------------|-----------|
| 2014 | PAK | 305 | 03/01/14 | 26/12/14 |
| | AFG | 28 | 14/01/14 | 04/12/14 |
| | SOM | 5 | 11/05/14 | 11/08/14 |
| | IRQ | 2 | 10/02/14 | 07/04/14 |
| | SYR | 1 | 21/01/14 | 21/01/14 |
| 2014 Total | | 341 | 03/01/14 | 26/12/14 |
| 2015 | PAK | 6 | 03/01/15 | 07/01/15 |
| 2015 Total | | 6 | 03/01/15 | 07/01/15 |

Last reported wild Polio P3 from Pakistan with date of onset 18/04/2012



World Health Organization – Regional Office for Eastern Mediterranean

AFP SURVEILLANCE

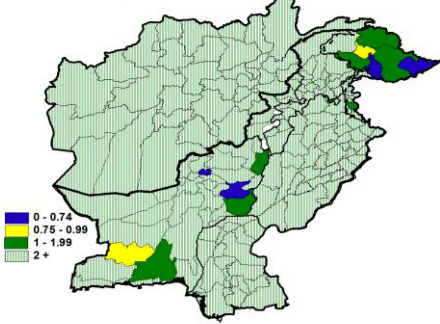
2-Feb-15

Week 05, ending 01 February 2015

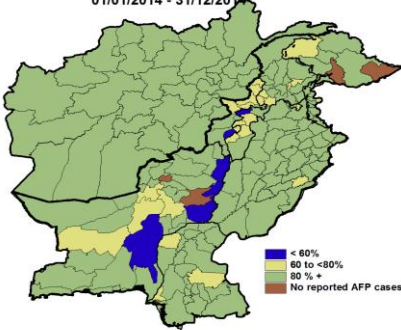
Number 852

Wild Polio cases by district and date of onset of paralysis, Afghanistan 2014

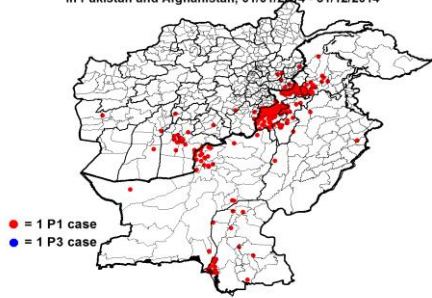
Non polio AFP rate in Afghanistan by province and Pakistan by district, 01/01/2014 - 31/12/2014



Percent of AFP cases with adequate samples in Afghanistan by province and Pakistan by district, 01/01/2014 - 31/12/2014



Wild virus cases by type and district in Pakistan and Afghanistan, 01/01/2014 - 31/12/2014



| PROVINCE | DISTRICT | P1 | | |
|-------------|---------------|-------|------------|-----------|
| | | Count | First case | Last case |
| KANDAHAR | PANJWAYI | 3 | 18/09/14 | 04/12/14 |
| | SPINBOLDAK | 2 | 19/10/14 | 26/11/14 |
| | KANDAHAR | 5 | 01/09/14 | 05/11/14 |
| | ZHERAY | 1 | 20/10/14 | 20/10/14 |
| | ARGHANDAB (K) | 1 | 04/10/14 | 04/10/14 |
| | SHAHWALIKOT | 1 | 23/09/14 | 23/09/14 |
| HILMAND | GARMSER | 1 | 17/11/14 | 17/11/14 |
| | NAHR-E-SARAJ | 1 | 15/10/14 | 15/10/14 |
| ZABUL | QALAT | 1 | 22/10/14 | 22/10/14 |
| NANGARHAR | BEHSUD | 1 | 21/10/14 | 21/10/14 |
| | ACHIN | 1 | 15/05/14 | 15/05/14 |
| PAKTIKA | MUHMAND DARA | 1 | 25/02/14 | 25/02/14 |
| | BERMEL | 2 | 23/08/14 | 29/09/14 |
| GHAZNI | GIRO | 1 | 27/09/14 | 27/09/14 |
| KHOST | TEREZAYI | 1 | 17/06/14 | 17/06/14 |
| FARAH | KHAK-E-SAFED | 1 | 03/06/14 | 03/06/14 |
| URUZGAN | DEHRAWUD | 1 | 20/05/14 | 20/05/14 |
| LAGHMAN | ALINGAR | 2 | 14/01/14 | 06/04/14 |
| KUNAR | GHAZIABAD | 1 | 31/01/14 | 31/01/14 |
| Grand Total | | 28 | 14/01/14 | 04/12/14 |

Wild Polio cases by district and date of onset of paralysis, Pakistan 2014

| PROVINCE | DISTRICT | Count | First case | Last case | |
|-------------|-----------------|-----------|------------|-----------|----------|
| BALOCHISTAN | JAFARABAD | 1 | 26/12/14 | 26/12/14 | |
| | KABDULAH | 13 | 02/07/14 | 18/12/14 | |
| | CHAGHAI | 1 | 13/12/14 | 13/12/14 | |
| | PISHIN | 1 | 26/11/14 | 26/11/14 | |
| | NSIRABAD | 1 | 20/11/14 | 20/11/14 | |
| | QUETTA | 5 | 03/08/14 | 11/11/14 | |
| | KSAIFULAH | 1 | 06/11/14 | 06/11/14 | |
| | KHUZDAR | 1 | 23/10/14 | 23/10/14 | |
| | ZHOB | 1 | 29/09/14 | 29/09/14 | |
| | KHYBER PAKHTOON | NOWSHERA | 4 | 06/09/14 | 21/12/14 |
| | | PESHAWAR | 29 | 31/01/14 | 02/12/14 |
| | | KOHAT | 1 | 19/11/14 | 19/11/14 |
| | | SWAT | 2 | 03/11/14 | 14/11/14 |
| | | TANK | 7 | 29/07/14 | 03/11/14 |
| KARAK | | 1 | 02/11/14 | 02/11/14 | |
| CHARSADA | | 1 | 16/10/14 | 16/10/14 | |
| MARDAN | | 5 | 15/06/14 | 10/10/14 | |
| LAKKIMRWT | | 3 | 24/06/14 | 22/09/14 | |
| BUNIR | | 3 | 17/08/14 | 13/09/14 | |
| TORGHAR | | 1 | 06/09/14 | 06/09/14 | |
| BANNU | | 11 | 26/01/14 | 30/07/14 | |
| SINDH | | NFEROZ | 1 | 21/12/14 | 21/12/14 |
| | | LARKANA | 1 | 04/12/14 | 04/12/14 |
| | | SANGHAR | 2 | 24/06/14 | 29/11/14 |
| | | SHIKARPUR | 1 | 28/10/14 | 28/10/14 |
| | | KHISITE | 2 | 04/05/14 | 26/10/14 |
| | KHIBINQASIM | 2 | 30/08/14 | 22/10/14 | |
| | BADIN | 1 | 13/10/14 | 13/10/14 | |
| | KHIKORANGI | 2 | 27/09/14 | 01/10/14 | |
| | DADU | 1 | 26/09/14 | 26/09/14 | |
| | KHIGADAP | 10 | 26/03/14 | 20/09/14 | |
| | KHILIAQAT | 1 | 01/09/14 | 01/09/14 | |
| | KHIORANGI | 2 | 30/03/14 | 17/08/14 | |
| | KHILANDHI | 2 | 06/06/14 | 08/07/14 | |
| | KHINORTH | 1 | 20/06/14 | 20/06/14 | |
| | KHIBALDIA | 1 | 10/02/14 | 10/02/14 | |
| PUNJAB | DGKHAN | 1 | 20/12/14 | 20/12/14 | |
| | SHEIKUPURA | 1 | 18/09/14 | 18/09/14 | |
| | BHAKKAR | 1 | 16/08/14 | 16/08/14 | |
| | CHAKWAL | 1 | 07/07/14 | 07/07/14 | |
| FATA | KHYBER | 76 | 12/01/14 | 17/12/14 | |
| | FR BANNU | 9 | 14/02/14 | 22/11/14 | |
| | WAZIR-S | 23 | 12/02/14 | 14/11/14 | |
| | WAZIR-N | 70 | 03/01/14 | 16/09/14 | |
| Grand Total | | 305 | 03/01/14 | 26/12/14 | |



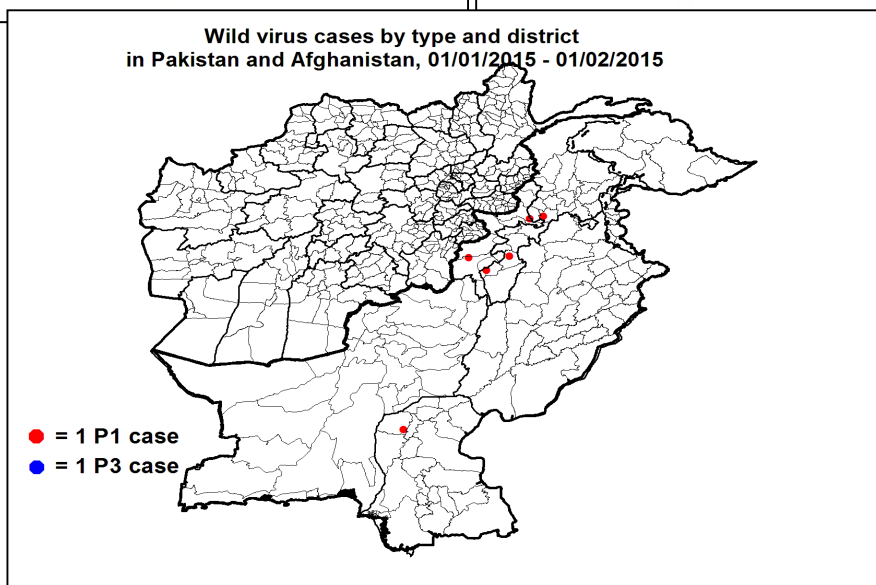
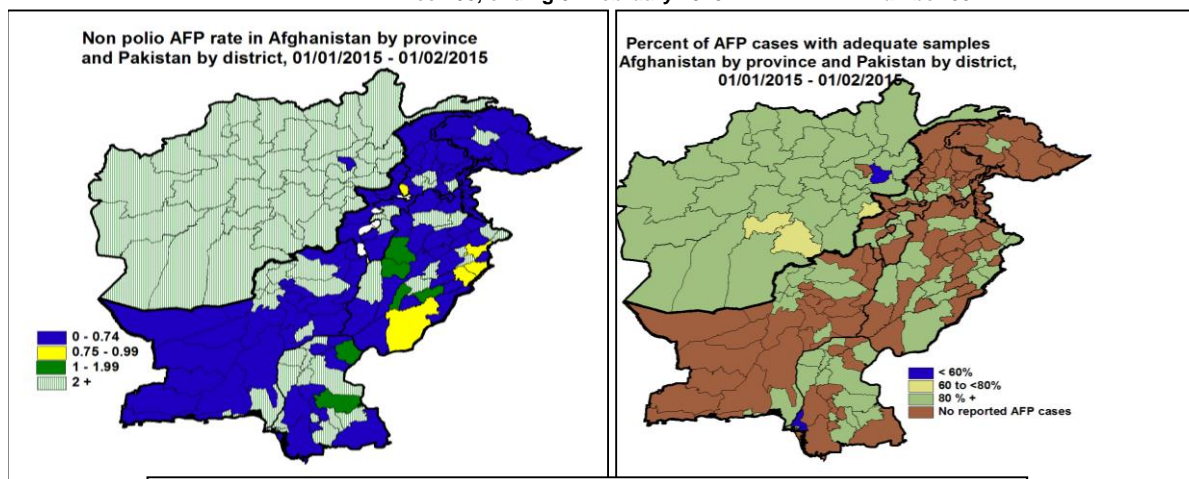
World Health Organization – Regional Office for Eastern Mediterranean

AFP SURVEILLANCE

2-Feb-15

Week 05, ending 01 February 2015

Number 852

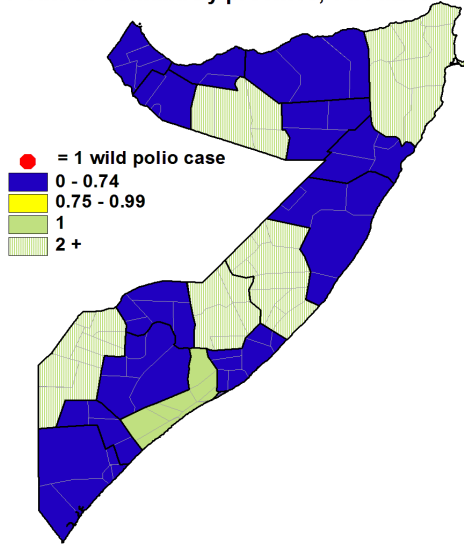


Wild Polio cases by district and date of onset of paralysis, Pakistan 2015

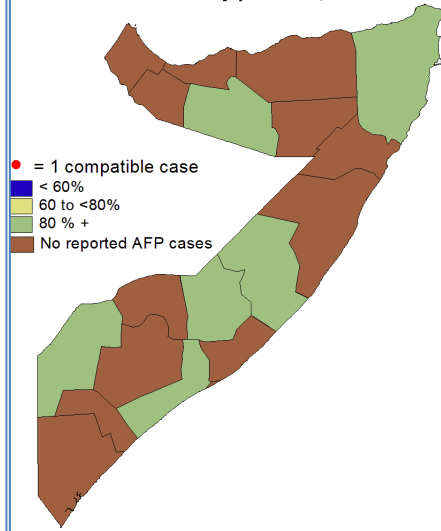
| PROVINCE | DISTRICT | P1 | | |
|-----------------|-----------|-------|------------|-----------|
| | | Count | First case | Last case |
| FATA | WAZIR-S | 1 | 07/01/15 | 07/01/15 |
| | KHYBER | 1 | 05/01/15 | 05/01/15 |
| KHYBER PAKHTOON | LAKKIMRWT | 1 | 07/01/15 | 07/01/15 |
| | NOWSHERA | 1 | 05/01/15 | 05/01/15 |
| | TANK | 1 | 03/01/15 | 03/01/15 |
| SINDH | KAMBAR | 1 | 04/01/15 | 04/01/15 |
| Grand Total | | 6 | 03/01/15 | 07/01/15 |



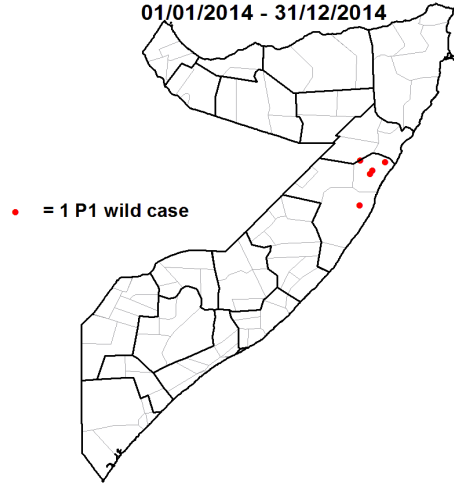
Non polio AFP rate in Somalia by province, 01/01/2015 - 01/02/2015



Percent of AFP cases with adequate samples and compatible cases in Somalia by province, 01/01/2015 - 01/02/2015


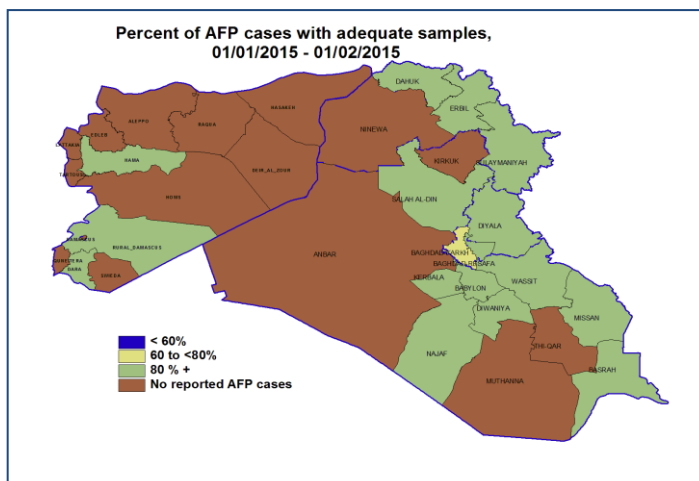
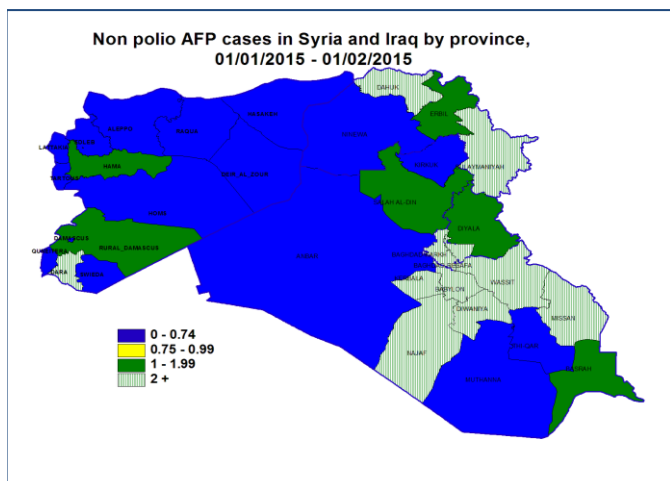


P1 wild polio virus cases by district in Somalia, 01/01/2014 - 31/12/2014



Wild Polio cases by district and date of onset of paralysis, Somalia 2014

| Year | PROVINCE | DISTRICT | Count | First case | Last case |
|------------|----------|----------|-------|------------|-----------|
| 2014 | MUDUG | HOBYO | 1 | 11/08/14 | 11/08/14 |
| | | JARIBAN | 4 | 11/05/14 | 03/06/14 |
| 2014 Total | | | 5 | 11/05/14 | 11/08/14 |



Wild Polio cases by district and date of onset of paralysis, Iraq - Syria 2014

| COUNTRY | PROVINCE | DISTRICT | P1 | | |
|-------------|----------------|-----------|-------|------------|-----------|
| | | | Count | First case | Last case |
| IRQ | BAGHDAD-RESAFA | MADA'IN | 1 | 07/04/14 | 07/04/14 |
| | | SHA'B | 1 | 10/02/14 | 10/02/14 |
| IRQ Total | | | 2 | 10/02/14 | 07/04/14 |
| SYR | HAMA | SALAMEYEH | 1 | 21/01/14 | 21/01/14 |
| SYR Total | | | 1 | 21/01/14 | 21/01/14 |
| Grand Total | | | 3 | 21/01/14 | 07/04/14 |



World Health Organization – Regional Office for Eastern Mediterranean

AFP SURVEILLANCE

2-Feb-15

Week 05, ending 01 February 2015

Number 852

Circulating VDPV cases and date of onset of paralysis in EMR countries by districts 2014-2015

| Year | COUNTRY | PROVINCE | DISTRICT | cVDPV2 | | |
|------------|---------|-----------------|-----------|--------|------------|-----------|
| | | | | Count | First Case | Last Case |
| 2014 | PAK | FATA | KHYBER | 3 | 27/05/14 | 15/11/14 |
| | | | FR BANNU | 8 | 24/01/14 | 27/05/14 |
| | | | WAZIR-N | 7 | 03/01/14 | 12/04/14 |
| | | KHYBER PAKHTOON | PESHAWAR | 1 | 01/08/14 | 01/08/14 |
| | | | LAKKIMRWT | 1 | 08/05/14 | 08/05/14 |
| | | | BANNU | 1 | 03/05/14 | 03/05/14 |
| | | PAK Total | | | | 21 |
| 2014 Total | | | | 21 | 03/01/14 | 15/11/14 |

In 2014, 1 AFP case in Pakistan was identified as VDPV by contact

In 2014, 1 AFP case in Pakistan from Khyber district, FATA province with date of onset 27/05/2014 was identified as WPV1 & cVDPV2. The case is classified as wild and reflected in page -2- table (3), pages 6 & 7 of the polio fax. Accordingly final number of cVDPV cases in Pakistan for 2014 is (22)