



AFP SURVEILLANCE

9-Feb-15

Week 06, ending 8 February 2015

Number 853

Table 1: Acute Flaccid Paralysis (AFP) cases by week of onset

Country	Reported AFP cases by week of onset - Week (06/15) / Ending on : 08/02/15														
	Total AFP 2013	Total AFP 2014	Total AFP to date, 2015	W 47 23 Nov 14	W 48 30 Nov 14	W 49 07 Dec 14	W 50 14 Dec 14	W 51 21 Dec 14	W 52 28 Dec 14	W 01 04 Jan 15	W 02 11 Jan 15	W 03 18 Jan 15	W 04 25 Jan 15	W 05 02 Feb 15	W 06 08 Feb 15
Afghanistan	1897	2418	241	44	39	56	46	52	47	48	47	58	58	37	7
Bahrain	12	16	0	0	0	0	1	0	0	0	0	0	0	0	0
Djibouti	7	3	0	0	0	0	1	0							
Egypt	1007	1000	84	15	19	27	22	22	29	16	21	16	16	15	2
Iran	708	753	77	12	16	15	19	13	10	11	19	25	14	11	1
Iraq	444	590	46	13	14	4	9	10	9	11	12	8	11	9	
Jordan ****	35	62	5	6	2	3	2	4	0	3	1	1	1	0	0
Kuwait	39	32	3	0	0	2	2	0	0	2	0	1	1	0	0
Lebanon ****	33	50	4	2	1	1	1	2	5	2	2	0	2		
Libya	58	43	6	1	1	0	1	0	0	3	0	2	1	0	
Morocco	106	104	3	2	4	2	3	1	0	2	1	1			
Oman	20	34	2	3	1	0	2	2	1	0	0	0	1	1	0
Pakistan	4790	5189	167	84	84	81	70	79	50	51	62	50	22	2	
Palestine ****	38	21	6	0	0	1	0	0	0	0	4	1	1	0	0
Qatar	8	7	1	0	0	0	0	0	0	1	0	0	0		
Saudi Arabia	220	226	15	10	4	8	3	5	8	5	5	4	3	0	0
Somalia	546	420	13	8	11	5	6	4	11	2	2	4	5	0	
Sudan	410	442	33	9	3	8	3	10	12	4	8	11	7	3	
Syria ****	180	277	13	3	5	4	2	3	5	4	3	3	4	2	
Tunisia	43	44	5	0	0	1	1	2	0	1	0	2	1	1	
U.A.E	31	25	5	0	0	1	0	1	0	2	2	0	2	0	0
Yemen	614	577	41	7	16	12	13	13	16	8	11	13	9	2	0
Total EMR	11540	12333	770	219	220	231	207	223	203	176	200	200	159	83	10

No data = No report received

Totals of the year 2013 include South Sudan that has now moved to the African Region starting October 2013

Table 2: Confirmed polio cases by month of onset

Country	Total year 2013	Total year 2014	09/02		Confirmed polio cases by month of onset											
			2014	2015	March 2014	April 2014	May 2014	June 2014	July 2014	August 2014	September 2014	October 2014	November 2014	December 2014	January 2015	February 2015
Afghanistan	14	28	2	0	0	1	2	2	0	1	7	7	4	1		
Bahrain	0	0	0	0	0	0	0	0	0	0	0	0	0	0	0	
Djibouti	0	0	0	0	0	0	0	0	0	0		0	0			
Egypt	0	0	0	0	0	0	0	0	0	0						
Iran	0	0	0	0	0	0	0	0	0	0						
Iraq	0	2	0	0	0	1	0	0	0	0						
Jordan ****	0	0	0	0	0	0	0	0	0	0						
Kuwait	0	0	0	0	0	0	0	0	0	0						
Lebanon ****	0	0	0	0	0	0	0	0	0	0						
Libya	0	0	0	0	0	0	0	0	0	0						
Morocco	0	0	0	0	0		0		0							
Oman	0	0	0	0	0	0	0	0	0	0						
Pakistan	93	306	20	7	14	17	16	18	30	40	49	30	43	14	7	
Palestine ****	0	0	0	0	0	0	0	0	0	0						
Qatar	0	0	0	0	0	0	0	0	0	0						
Saudi Arabia	0	0	0	0	0	0	0	0	0	0						
Somalia	194	5	0	0	0	0	2	2	0	1						
Sudan	0	0	0	0	0	0	0	0	0	0						
Syria ****	35	1	1	0	0	0	0	0	0	0						
Tunisia	0	0	0	0	0	0	0	0	0	0						
U.A.E	0	0	0	0	0	0	0	0	0	0						
Yemen	0	0	0	0	0	0	0	0	0	0						
Total EMR	336	342	23	7	14	19	20	22	30	42	56	37	47	15	7	0

**** UNRWA cases are included with those of country of residence



World Health Organization – Regional Office for Eastern Mediterranean

AFP SURVEILLANCE

9-Feb-15

Week 06, ending 08 February 2015

Number 853

Table 3: Investigation of AFP cases with paralysis onset in 2013 & 2014 up to Week (06/15) / Ending on : (08/02/2015)

COUNTRY	2014												2015												Latest line List Date
	AFP									Specimen	Wild cases ****		AFP									Specimen	Wild cases ****		
	Total AFP cases onset 2014	Case classification					Non polio AFP rate **	AFP cases pending classification > 90 days from onset of paralysis	AFP cases pending classification and lab > 90 days from onset of paralysis	% with *** adequate specimens	Wild P1 Poliovirus	Wild P3 Poliovirus	Total AFP cases onset 2015	Case classification					Annualized Non polio AFP rate **	AFP cases pending classification > 90 days from onset of paralysis	AFP cases pending classification and lab > 90 days from onset of paralysis	% with *** adequate specimens	Wild P1 Poliovirus	Wild P3 Poliovirus	
		Total Confirmed Polio Cases *	Polio Compatible	Pending Classification	Discarded (non polio AFP)	VDPV								Total Confirmed Polio Cases *	Polio Compatible	Pending Classification	Discarded (non polio AFP)	VDPV							
Afghanistan	2418	28	6	14	2370	0	12.6	0	0	92.6	28	0	241	0	0	161	80	0	11.9	0	0	96.7	0	0	08/02/2015
Bahrain	16	0	0	1	15	0	5.9	0	0	100.0	0	0	0	0	0	0	0	0	0.0	0	0		0	0	08/02/2015
Djibouti	3	0	0	3	0	0	1.0	2	1	66.7	0	0	0	0	0	0	0	0	0.0	0	0		0	0	21/12/2014
Egypt	1000	0	0	12	987	1	2.9	4	0	93.4	0	0	84	0	0	68	16	0	2.3	0	0	81.0	0	0	05/02/2015
Iran	753	0	0	1	750	2	4.2	0	0	95.9	0	0	77	0	0	77	0	0	4.0	0	0	100.0	0	0	08/02/2015
Iraq	590	2	0	11	577	0	4.0	6	0	88.6	2	0	46	0	0	26	20	0	3.0	0	0	97.8	0	0	05/02/2015
Jordan	62	0	0	28	34	0	2.5	6	0	95.2	0	0	5	0	0	5	0	0	1.9	0	0	80.0	0	0	08/02/2015
Kuwait	32	0	0	0	32	0	3.8	0	0	93.8	0	0	3	0	0	2	1	0	3.2	0	0	66.7	0	0	08/02/2015
Lebanon	50	0	0	13	37	0	2.6	4	0	66.0	0	0	4	0	0	4	0	0	2.0	0	0	50.0	0	0	25/01/2015
Libya	43	0	0	1	42	0	2.1	0	0	95.3	0	0	6	0	0	4	2	0	2.7	0	0	100.0	0	0	07/02/2015
Morocco	104	0	0	25	79	0	1.0	21	1	70.2	0	0	3	0	0	3	0	0	0.3	0	0	0.0	0	0	23/01/2015
Oman	34	0	0	0	34	0	4.3	0	0	94.1	0	0	2	0	0	2	0	0	2.4	0	0	100.0	0	0	08/02/2015
Pakistan	5189	306	27	191	4639	27	6.3	132	28	88.8	306	0	167	7	0	80	80	0	1.9	0	0	94.0	7	0	07/02/2015
Palestine	21	0	0	1	20	0	1.2	0	0	90.5	0	0	6	0	0	6	0	0	3.2	0	0	100.0	0	0	08/02/2015
Qatar	7	0	0	0	7	0	2.3	0	0	100.0	0	0	1	0	0	1	0	0	3.1	0	0	100.0	0	0	01/02/2015
Saudi Arabia	226	0	0	25	201	0	2.5	0	0	97.8	0	0	15	0	0	15	0	0	1.5	0	0	93.3	0	0	08/02/2015
Somalia	420	5	0	5	410	0	7.4	4	0	96.7	5	0	13	0	0	8	5	0	2.1	0	0	92.3	0	0	06/02/2015
Sudan	442	0	0	0	442	0	2.7	0	0	97.3	0	0	33	0	0	18	15	0	1.9	0	0	100.0	0	0	07/02/2015
Syria	277	1	2	1	273	0	3.6	0	0	86.3	1	0	13	0	0	8	5	0	1.5	0	0	92.3	0	0	05/02/2015
Tunisia	44	0	0	2	41	0	1.7	0	0	81.8	0	0	5	0	0	5	0	0	1.8	0	0	80.0	0	0	06/02/2015
U.A.E	25	0	0	0	25	0	2.4	0	0	92.0	0	0	5	0	0	5	0	0	3.7	0	0	60.0	0	0	08/02/2015
Yemen	577	0	0	46	531	0	4.8	1	0	95.1	0	0	41	0	0	41	0	0	3.0	0	0	100.0	0	0	08/02/2015
EMR	12333	342	35	380	11546	30	4.8	180	30	91.2	342	0	770	7	0	539	224	0	2.9	0	0	93.8	7	0	
2013	11540	336	55	2	11091	56	4.6	2	0	90.1	336	0													

* Confirmed polio cases refer to wild isolation from AFP cases or from contacts of negative index AFP cases

** Non-polio AFP per 100,000 children <15 years

Totals of the year 2013 include South Sudan that has now moved to the African Region starting October 2013

*** Adequate here refers to two stool specimens collected at least 24 hours apart, within 14 days of paralysis onset

**** AFP cases co infected with P1 and P3 are counted separately as wild isolates



World Health Organization – Regional Office for Eastern Mediterranean

AFP SURVEILLANCE

Week 06, ending 8 February 2015

9-Feb-15

Number 853

Table 4: Investigation of contacts of AFP cases with paralysis onset in 2015 up to Week (06/15) / Ending on : (08/02/2015)

Country	No. of AFP cases	No. of eligible AFP cases for contact sampling*	% of eligible AFP cases with contact samplings	% of eligible AFP cases with 3+ contacts	Total number of Contacts**	% of contacts under 5 years	% of contacts with specimens collected within 7 days of notification of index	% Contact specimens in lab within 3 days of collection	% Contact specimens positive for NPEV	% Contact specimens positive for Sabin like virus	No. of contacts positive for wild virus	% of wild polio virus isolation from contacts	No. of Contacts positive for VDPVs	No. of -ve index AFP cases identified positive by contact	No. of district identified infected from contacts
Afghanistan	241	8	50.0	50.0	82	97.6	87.8	0.0	29.3	0.0	0	0.0		0	0
Bahrain											0				0
Djibouti											0				0
Egypt	84	18	22.2	22.2	18	94.4	50.0				0			0	0
Iran	77	0			0						0			0	0
Iraq	46	1	100.0	0.0	9	55.6	0.0	100.0	0.0	0.0	0	0.0		0	0
Jordan	5	1	0.0	0.0	0						0			0	0
Kuwait	3	1	0.0	0.0	3	0.0	0.0	100.0	0.0	0.0	0	0.0		0	0
Lebanon	4	2	0.0	0.0	0						0			0	0
Libya	6	0			0						0			0	0
Morocco	3	3	0.0	0.0	0						0			0	0
Oman	2	0			0						0			0	0
Pakistan	167	10	70.0	60.0	28	100.0	53.6	75.0	16.7	8.3	0	0.0		0	0
Palestine	6	0			0						0			0	0
Qatar	1	0			0						0			0	0
Saudi Arabia	14	1	0.0	0.0	0						0			0	0
Somalia	13	1	100.0	0.0	33	87.9	100.0	7.1	0.0	7.1	0	0.0		0	0
Sudan	33	0			3	100.0	100.0				0			0	0
Syria	13	1	100.0	100.0	26	34.6	88.5	50.0	0.0	0.0	0	0.0		0	0
Tunisia	5	1	0.0	0.0	0						0			0	0
U.A.E.	5	2	0.0	0.0	0						0			0	0
Yemen	41	0			89	52.8	94.4				0			0	0
Grand Total 2015	769	50	36.0	30.0	291	74.9	82.1	19.8	19.8	2.1	0	0.0		0	0
Grand Total 2014	12333	1101	75.6	68.9	7098	77.3	71.4	40.3	17.5	4.5	19	0.3	4	8	2

* Eligible refers to AFP cases with inadequate stool specimens

Totals of the year 2013 include South Sudan that has now moved to the African Region starting October 2013

** Total number of contacts from eligible AFP cases and from other AFP cases as per with country criteria for contact sampling

Last wild contacts in EMRO, 01/01/2014 - 08/02/2015

Year	Country	Count of wild contacts	Date of Most Recent stool collection
2014	Pakistan	14	21/01/2015
	Afghanistan	4	13/11/2014
	IRQ	1	26/02/2014
2014 Total		19	21/01/2015

Number and distribution by district of -ve index AFP cases identified as wild positive by contact in EMR, 2014

COUNTRY	PROVINCE	DISTRICT	P1 Count	First case	Last case
AFG	NANGARHAR	BEHSUD	1	21/10/2014	21/10/2014
		SPINBOLDAK	1	19/10/2014	19/10/2014
	KANDAHAR	KANDAHAR	1	02/09/2014	02/09/2014
AFG Total			3	02/09/2014	21/10/2014
PAK	BALOCHISTAN	QUETTA	1	30/08/2014	30/08/2014
		NOWSHERA	1	21/12/2014	21/12/2014
	KHYBER PAKHTOON	PESHAWAR	1	16/09/2014	16/09/2014
		BANNU	1	03/03/2014	03/03/2014
	FATA	WAZIR-S	1	18/12/2014	18/12/2014
				5	03/03/2014
PAK Total			5	03/03/2014	21/12/2014
Grand Total			8	03/03/2014	21/12/2014



Table 5: Laboratory investigation of AFP cases with paralysis onset in 2015 up to Week (06/15) / Ending on : (08/02/2015)

Country	Polio laboratories Sequencing performed by CDC and RIVM laboratories	AFP cases with specimens	Preliminary virus isolation results of AFP cases						Poliovirus intratypic differentiation results #									Indicators				Latest report Date				
			Referred for ITD		NPEV only	Negative	Pending		Type 1			Type 2			Type 3			Discordant pending sequence	NPEV by PCR	Non-EV	Pending ITD		% specimens positive for NPEV*	% AFP cases with culture results within 14 days	% AFP cases with ITD results within 7 days	% AFP cases with ITD results within 45 days of onset**
			L20B+	L20B+/NPEV			received < / = 14 days	received > 14 days ago	Wild	Sabin	VPV	Wild	Sabin	VPV	Wild	Sabin	VPV									
Afghanistan	RRL Pakistan	220	2	1	27	102	88			1			1			2						19%	100%	100%	100%	07/02/2015
Bahrain	PNL Oman																									02/02/2015
Djibouti	NPL Kenya																									21/12/2014
Egypt***	RRL Egypt	77		1	8	29	33	6											1			11%	100%	100%	100%	08/02/2015
Iran	NPL Iran	87			1	52	33	1														2%	100%		100%	07/02/2015
Iraq	RRL Egypt	46	1		3	19	22	1														10%	100%			05/02/2015
Jordan	RRL Tunisia	4				3	1															7%	100%			01/02/2015
Kuwait	RRL Kuwait																									18/12/2015
Lebanon	RRL Egypt	4				1	3															0%	100%		100%	08/02/2015
Libya	RRL Tunisia	5				2	3															0%	100%		100%	06/02/2015
Morocco	RRL Tunisia	4				1	3															0%	100%		100%	06/02/2015
Oman	NPL Oman	2					2															6%				02/02/2015
Pakistan	RRL Pakistan	293	24	1	46	126	96		7	9			2			6			1	1	1	21%	100%	100%	100%	07/02/2015
Palestine & UNRWA		6				4	1	1														0%	0%		100%	08/02/2015
Qatar	NPL Oman	1				1																0%	100%		100%	02/02/2015
Saudi Arabia	NPL Oman	19					8	11																		05/02/2015
Somalia	NPL Kenya	13				5	5	3														0%	0%		100%	06/02/2015
Sudan	RRL Egypt	33			2	13	14	4														12%	93%			07/02/2015
Syria	RRL Egypt	15				6	9															0%	100%			05/02/2014
Tunisia	RRL Tunisia	4				2	2															0%	100%		100%	06/02/2015
U.A.E	NPL Oman																									02/02/2015
Yemen	RRL Egypt	9			2	7																17%	100%		100%	08/02/2015
Total EMR 2015		842	27	3	89	373	323	27	7	10			3			8			1	1	1	15%	98%	100%	100%	
Total EMR 2014		12286	952	93	2202	9023	4	10	334	339	1		167	26		342			4	18	3	16%	94%	95%	97%	

* Specimens from all sources including non-AFP cases, excluding environmental samples

** This indicator reflects surveillance and laboratory activities



Environmental surveillance initiated in **Egypt** in September 2000 showed the following:

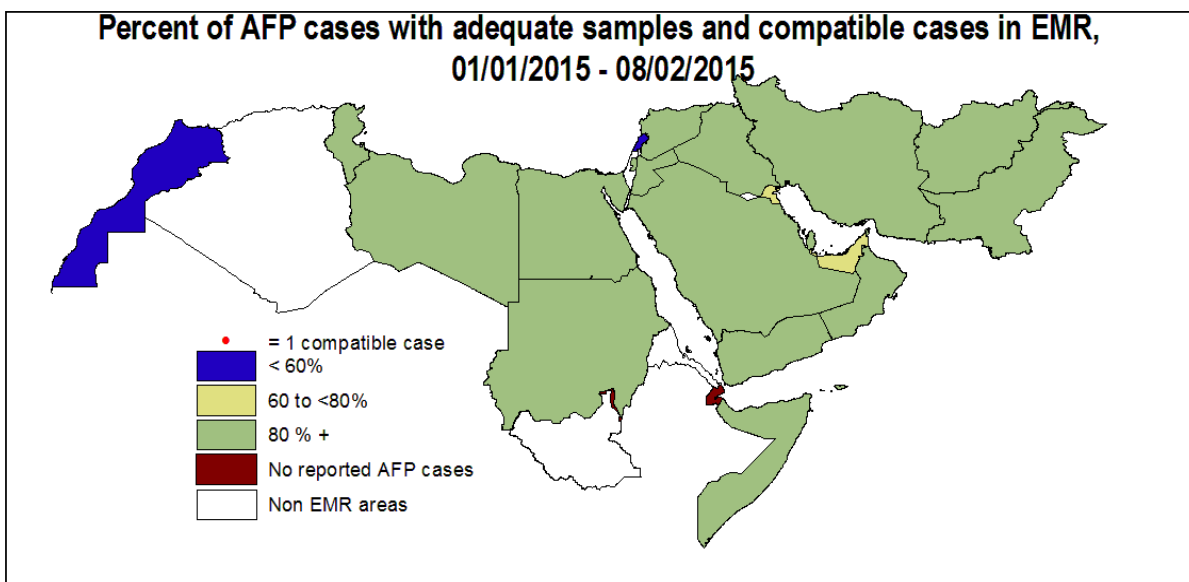
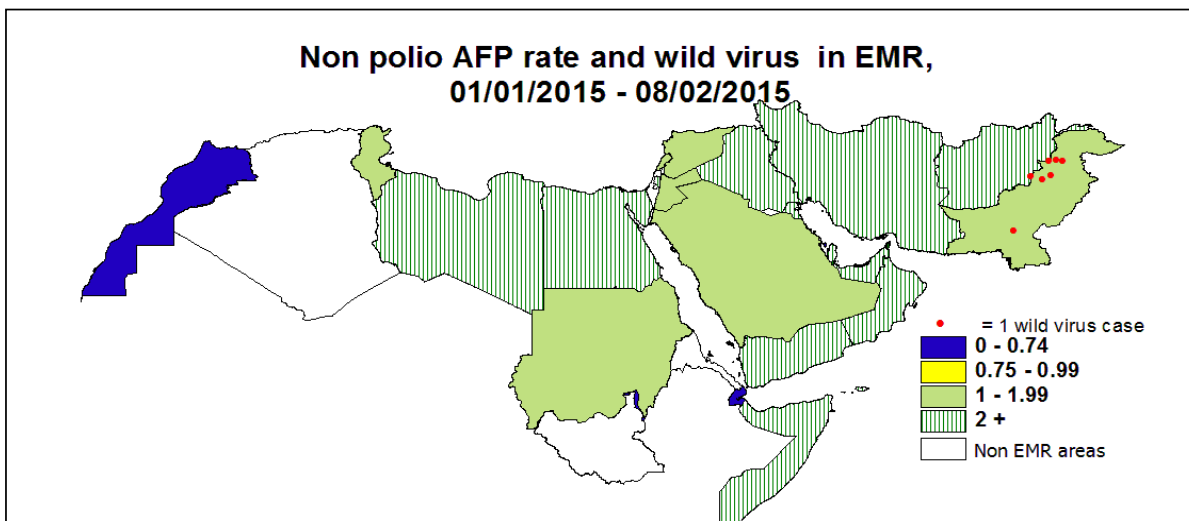
Result	2010	2011	2012	2013	2014	2015
Negative	183	178	196	304	390	14
Pending						22
Wild			2			
VDPVP2			7	3	2	
VDPVP1			1		1	
Sabin	233	270	205	165	16	2
Total	416	448	411	472	409	38

YEA		Province	Site	Count	First date	Last Date
2014	VDPVP2	GIZA	AL HARAM	1	30/09/2014	30/09/2014
			AL WASLA	1	04/03/2014	04/03/2014
	VDPVP2 Total			2	04/03/2014	30/09/2014
	VDPVP1	QALUBIA	BENHA	1	20/04/2014	20/04/2014
VDPVP1 Total			1	20/04/2014	20/04/2014	

Environmental surveillance initiated in **Pakistan** in 2009 and **Afghanistan** in 2014 showed the following:

COUNTRY1	Status	2009	2010	2011	2012	2013	2014	2015
AFG	Negative						9	79
	pending							11
	Wild							16
AFG Total							9	95
PAK	Negative	27	77	68	150	256	267	21
	pending							14
	Wild	18	79	136	89	66	105	8
PAK Total		45	156	204	239	322	372	43

Year	COUNTR	SITEDIST	SITENAME	Count Wild	First date	Last date
2015	PAK	KABDULLAH	HADI PACKET	1	15/01/2015	15/01/2015
		KHI.GULSHAN-E-IQBAL TOWN	CHAKORA NULLA	1	13/01/2015	13/01/2015
		CDA	SABZI MANDI	1	12/01/2015	12/01/2015
		PESHAWAR	LARA MA	1	03/01/2015	03/01/2015
			SHAHEEN TOWN	1	10/01/2015	10/01/2015
		JACOBABAD	SADDAR PUMPING STATION	1	08/01/2015	08/01/2015
		KHI.GADAP TOWN	BALDIA COMPOSITE	1	06/01/2015	06/01/2015
		SUKKUR	MAKKA PUMPING STATION	1	06/01/2015	06/01/2015
PAK Total				8	03/01/2015	15/01/2015
2015 Total				8	03/01/2015	15/01/2015



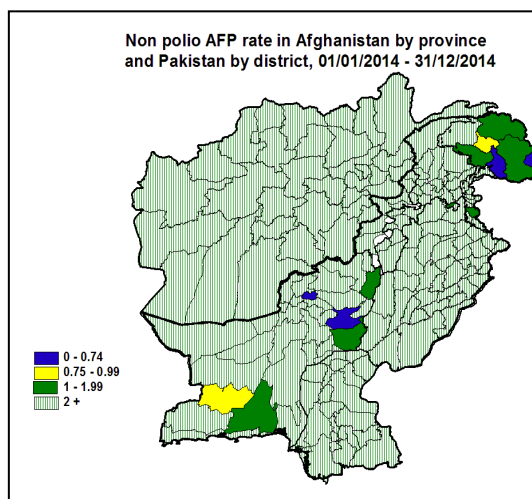
Wild polio cases by country and date of onset of paralysis in EMR, 2014-2015

Year	COUNTRY	Count	First Case	Last Case
2014	PAK	306	03/01/2014	26/12/2014
	AFG	28	14/01/2014	04/12/2014
	SOM	5	11/05/2014	11/08/2014
	IRQ	2	10/02/2014	07/04/2014
	SYR	1	21/01/2014	21/01/2014
2014 Total		342	03/01/2014	26/12/2014
2015	PAK	7	03/01/2015	17/01/2015
2015 Total		7	03/01/2015	17/01/2015

Last reported wild Polio P3 from Pakistan with date of onset 18/04/2012

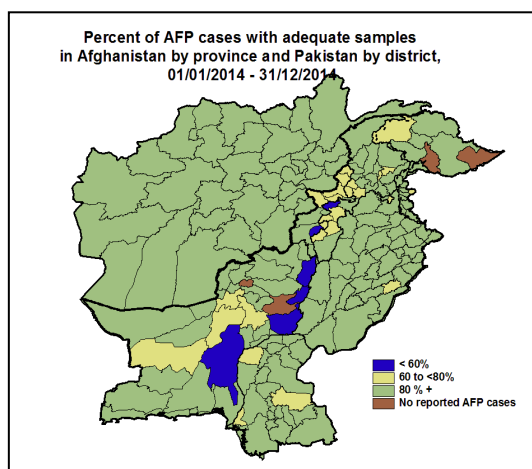


Wild Polio cases by district and date of onset of paralysis, Afghanistan 2014

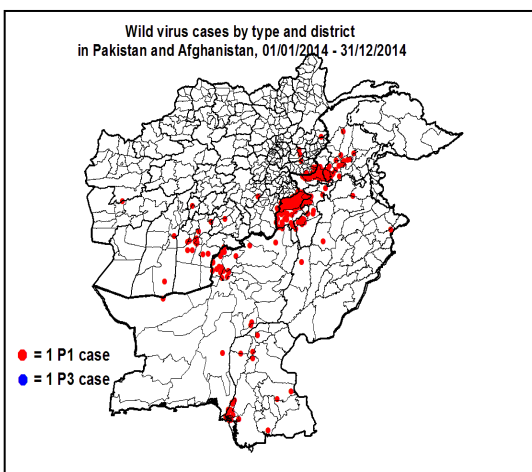


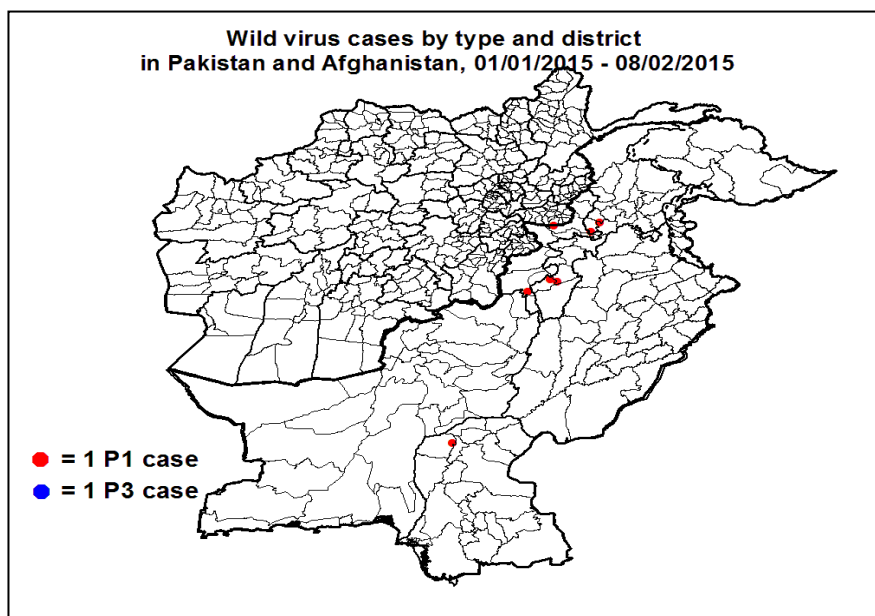
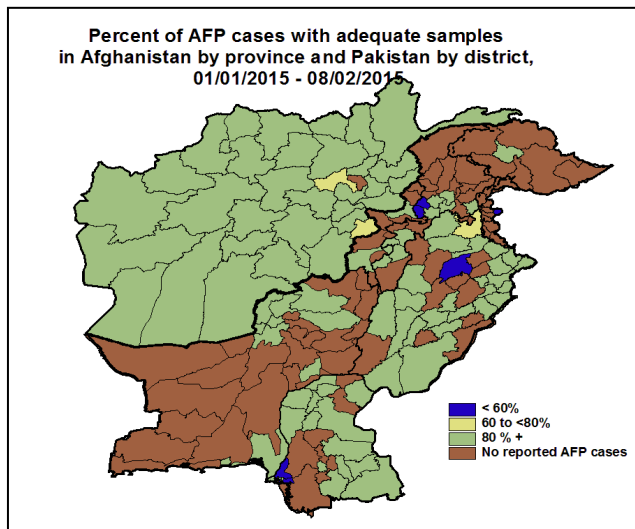
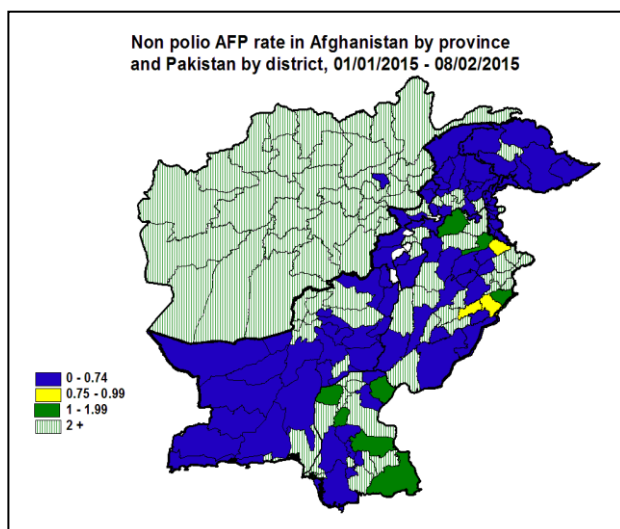
PROVINCE	DISTRICT	P1		
		Count	First case	Last case
KANDAHAR	PANJWAYI	3	18/09/2014	04/12/2014
	SPINBOLDAK	2	19/10/2014	26/11/2014
	KANDAHAR	5	01/09/2014	05/11/2014
	ZHERAY	1	20/10/2014	20/10/2014
	ARGHANDAB (K)	1	04/10/2014	04/10/2014
	SHAHWALIKOT	1	23/09/2014	23/09/2014
HILMAND	GARMSER	1	17/11/2014	17/11/2014
	NAHR-E-SARAJ	1	15/10/2014	15/10/2014
ZABUL	QALAT	1	22/10/2014	22/10/2014
NANGARHAR	BEHSUD	1	21/10/2014	21/10/2014
	ACHIN	1	15/05/2014	15/05/2014
	MUHMAND DARA	1	25/02/2014	25/02/2014
PAKTIKA	BERMEL	2	23/08/2014	29/09/2014
GHAZNI	GIRO	1	27/09/2014	27/09/2014
KHOST	TEREZAYI	1	17/06/2014	17/06/2014
FARAH	KHAK-E-SAFED	1	03/06/2014	03/06/2014
URUZGAN	DEHRAWUD	1	20/05/2014	20/05/2014
LAGHMAN	ALINGAR	2	14/01/2014	06/04/2014
KUNAR	GHAZIABAD	1	31/01/2014	31/01/2014
Grand Total		28	14/01/2014	04/12/2014

Wild Polio cases by district and date of onset of paralysis, Pakistan 2014



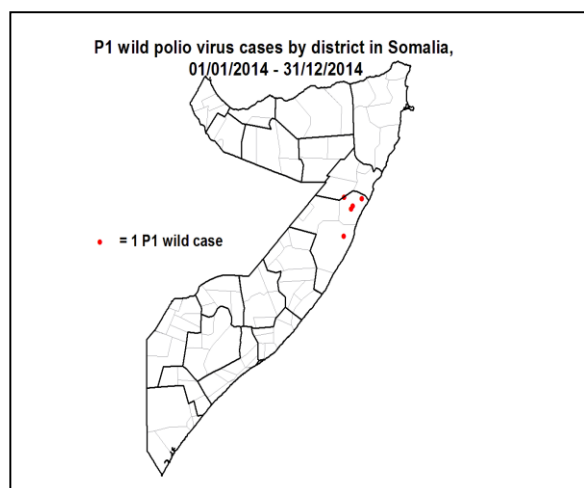
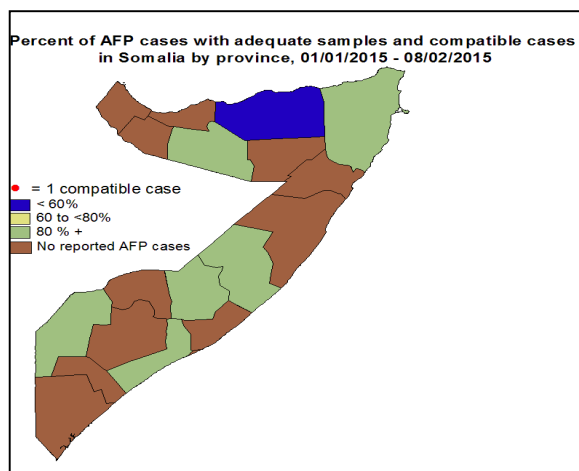
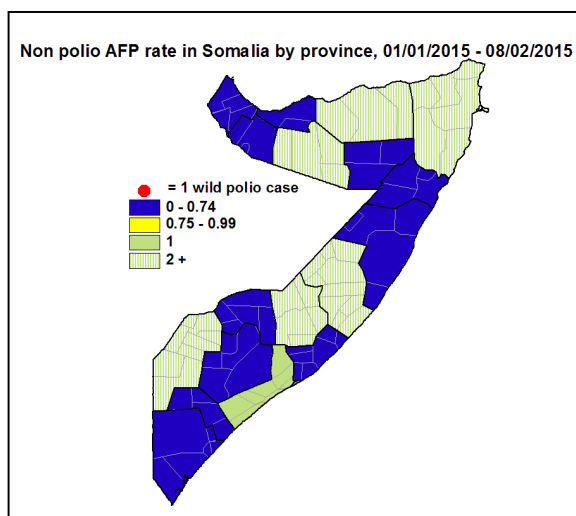
PROVINCE	DISTRICT	Count	First case	Last case	
BALOCHISTAN	JAFARABAD	1	26/12/2014	26/12/2014	
	KABDULAH	13	02/07/2014	18/12/2014	
	CHAGHAI	1	13/12/2014	13/12/2014	
	PISHIN	1	26/11/2014	26/11/2014	
	NSIRABAD	1	20/11/2014	20/11/2014	
	QUETTA	5	03/08/2014	11/11/2014	
	KSAIFULAH	1	06/11/2014	06/11/2014	
	KHUZDAR	1	23/10/2014	23/10/2014	
	ZHOB	1	29/09/2014	29/09/2014	
	KHYBER PAKHTOON	NOWSHERA	4	06/09/2014	21/12/2014
		PESHAWAR	29	31/01/2014	02/12/2014
		KOHAT	1	19/11/2014	19/11/2014
		SWAT	2	03/11/2014	14/11/2014
		TANK	7	29/07/2014	03/11/2014
KARAK		1	02/11/2014	02/11/2014	
CHARSADA		1	16/10/2014	16/10/2014	
MARDAN		5	15/06/2014	10/10/2014	
LAKKIMRWT		3	24/06/2014	22/09/2014	
BUNIR		3	17/08/2014	13/09/2014	
TORGHAR		1	06/09/2014	06/09/2014	
BANNU	11	26/01/2014	30/07/2014		
SINDH	NFEROZ	1	21/12/2014	21/12/2014	
	LARKANA	1	04/12/2014	04/12/2014	
	SANGHAR	2	24/06/2014	29/11/2014	
	SHIKARPUR	1	28/10/2014	28/10/2014	
	KHISITE	2	04/05/2014	26/10/2014	
	KHIBINQASIM	2	30/08/2014	22/10/2014	
	BADIN	1	13/10/2014	13/10/2014	
	KHIKORANGI	2	27/09/2014	01/10/2014	
	DADU	1	26/09/2014	26/09/2014	
	KHIGADAP	10	26/03/2014	20/09/2014	
	KHILIAQAT	1	01/09/2014	01/09/2014	
	KHIORANGI	2	30/03/2014	17/08/2014	
	KHILANDHI	2	06/06/2014	08/07/2014	
	KHINORTH	1	20/06/2014	20/06/2014	
	KHIBALDIA	1	10/02/2014	10/02/2014	
PUNJAB	DGKHAN	1	20/12/2014	20/12/2014	
	SHEIKUPURA	1	18/09/2014	18/09/2014	
	BHAKKAR	1	16/08/2014	16/08/2014	
	CHAKWAL	1	07/07/2014	07/07/2014	
FATA	WAZIR-S	24	12/02/2014	18/12/2014	
	KHYBER	76	12/01/2014	17/12/2014	
	FR BANNU	9	14/02/2014	22/11/2014	
	WAZIR-N	70	03/01/2014	16/09/2014	
Grand Total		306	03/01/2014	26/12/2014	



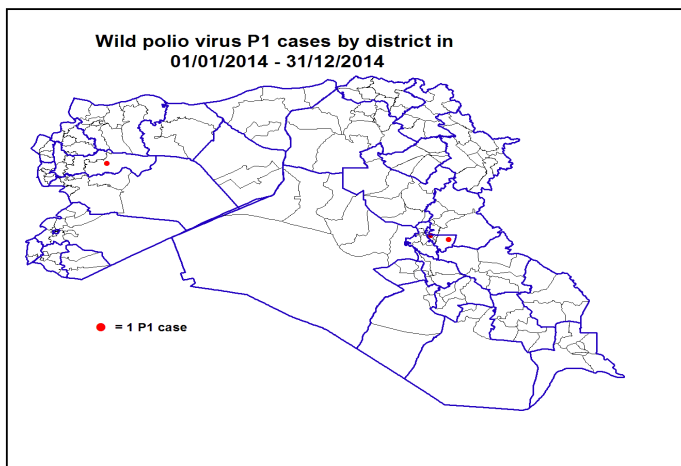
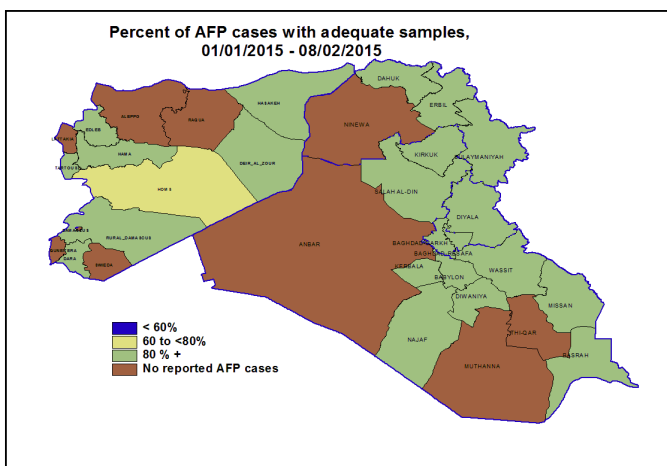
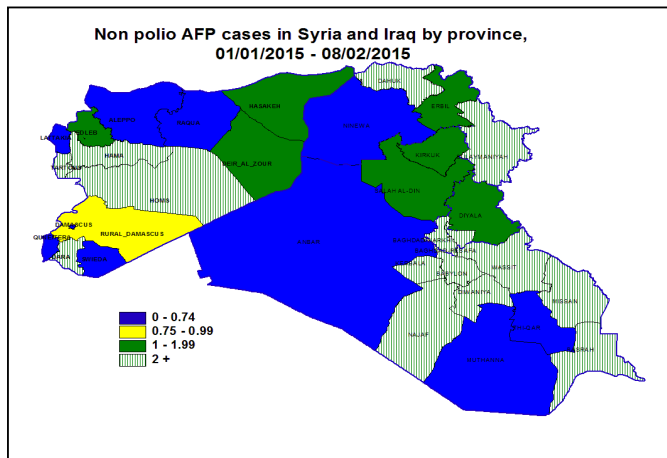


Wild Polio cases by district and date of onset of paralysis, Pakistan 2015

PROVINCE	DISTRICT	P1		
		Count	First case	Last case
KHYBER PAKHTOON	PESHAWAR	1	17/01/2015	17/01/2015
	LAKKIMRWT	1	07/01/2015	07/01/2015
	NOWSHERA	1	05/01/2015	05/01/2015
	TANK	1	03/01/2015	03/01/2015
FATA	WAZIR-S	1	07/01/2015	07/01/2015
	KHYBER	1	05/01/2015	05/01/2015
SINDH	KAMBAR	1	04/01/2015	04/01/2015
Grand Total		7	03/01/2015	17/01/2015



Wild Polio cases by district and date of onset of paralysis, Somalia 2014					
			P1		
Year	PROVINCE	DISTRICT	Count	First case	Last case
2014	MUDUG	HOBYO	1	11/08/2014	11/08/2014
		JARIBAN	4	11/05/2014	03/06/2014
2014 Total			5	11/05/2014	11/08/2014



Wild Polio cases by district and date of onset of paralysis, Iraq - Syria 2014				P1		
COUNTRY	PROVINCE	DISTRICT	Count	First case	Last case	
IRQ	BAGHDAD-RESAFA	MADA'IN	1	07/04/2014	07/04/2014	
		SHA'B	1	10/02/2014	10/02/2014	
IRQ Total			2	10/02/2014	07/04/2014	
SYR	HAMA	SALAMEYEH	1	21/01/2014	21/01/2014	
SYR Total			1	21/01/2014	21/01/2014	
Grand Total			3	21/01/2014	07/04/2014	



**Circulating VDPV cases and date of onset of paralysis in EMR countries by districts
2014**

Year	COUNTRY	PROVINCE	DISTRICT	cVDPV2				
				Count	First Case	Last Case		
2014	PAK	SINDH	KHIGADAP	1	13/12/2014	13/12/2014		
			FATA	KHYBER	3	27/05/2014	15/11/2014	
				FR BANNU	8	24/01/2014	27/05/2014	
				WAZIR-N	7	03/01/2014	12/04/2014	
		KHYBER PAKHTOON	PESHAWAR	1	01/08/2014	01/08/2014		
			LAKKIMRWT	1	08/05/2014	08/05/2014		
			BANNU	1	03/05/2014	03/05/2014		
		PAK Total				22	03/01/2014	13/12/2014
		2014 Total				22	03/01/2014	13/12/2014

In 2014, 1 AFP case in Pakistan was identified as VDPV by contact

In 2014, 1 AFP case in Pakistan from Khyber district, FATA province with date of onset 27/05/2014 was identified as WPV1 & cVDPV2.

The case is classified as wild and reflected in page -2- table (3), pages 6 & 7 of the polio fax. Accordingly final number of cVDPV cases in Pakistan for 2014 is (22)