



AFP SURVEILLANCE

30-Mar-15

Week 13, ending 29 March 2015

Number 860

Table 1: Acute Flaccid Paralysis (AFP) cases by week of onset

Country	Reported AFP cases by week of onset - Week (13/15) / Ending on : 29/03/15														
	Total AFP 2013	Total AFP 2014	Total AFP to date, 2015	W 02 11 Jan 15	W 03 18 Jan 15	W 04 25 Jan 15	W 05 02 Feb 15	W 06 08 Feb 15	W 07 15 Feb 15	W 08 22 Feb 15	W 09 01 Mar 15	W 10 08 Mar 15	W 11 15 Mar 15	W 12 22 Mar 15	W 13 29 Mar 15
Afghanistan	1897	2421	638	50	59	59	46	55	63	56	52	57	60	42	6
Bahrain	12	16	3	0	0	0	1	0	1	0	0	0	0	1	0
Djibouti	7	3	2	0	1	0	0	0	0	0	0	0	1	0	0
Egypt	1007	1000	227	21	16	17	17	17	12	19	21	15	20	32	6
Iran	708	753	139	19	27	19	19	15	20	5	6	1			
Iraq	444	590	117	14	8	12	17	8	11	11	18	5	2	3	
Jordan ****	35	62	20	1	2	1	4	3	1	1	3	0	1	2	
Kuwait	39	32	9	0	1	1	0	1	1	0	2	0	0	2	0
Lebanon ****	33	50	17	3	0	3	1	0	1	1	3	2	3		
Libya	58	43	12	0	2	1	0	2	0	0	1	2	1	0	
Morocco	106	104	9	1	2	0	3	1	0	1					
Oman	20	34	6	0	0	1	1	0	2	2	0	0	0	0	0
Pakistan	4790	5332	762	80	89	62	75	79	66	73	76	68	40	6	0
Palestine ****	38	21	8	4	1	1	0	0	0	2	0	0	0	0	0
Qatar	8	7	2	0	0	0	0	0	0	0	0	0	1	0	0
Saudi Arabia	220	227	45	5	6	6	3	2	5	6	4	4	1	0	0
Somalia	546	420	84	2	4	9	6	7	14	7	10	11	11	1	
Sudan	410	442	89	8	11	8	3	7	10	11	9	8	7	3	0
Syria ****	180	305	46	3	3	6	5	4	3	5	6	7	1	1	
Tunisia	43	44	8	0	2	1	1	0	0	0	2	1	0		
U.A.E	31	25	7	2	0	2	0	0	2	0	0	0	0	0	
Yemen	614	578	121	12	13	12	5	9	10	13	16	12	11	2	0
Total EMR	11540	12509	2371	225	247	221	207	210	222	213	229	193	160	95	12

No data = No report received

Totals of the year 2013 include South Sudan that has now moved to the African Region starting October 2013

Table 2: Confirmed polio cases by month of onset

Country	Total year 2013	Total year 2014	29/03		Confirmed polio cases by month of onset											
			2014	2015	April 2014	May 2014	June 2014	July 2014	August 2014	September 2014	October 2014	November 2014	December 2014	January 2015	February 2015	March 2015
Afghanistan	14	28	3	1	1	2	2	0	1	7	7	4	1	1		
Bahrain	0	0	0	0	0	0	0	0	0	0	0	0	0	0	0	0
Djibouti	0	0	0	0	0	0	0	0	0	0	0	0	0	0	0	0
Egypt	0	0	0	0	0	0	0	0	0	0	0	0	0	0	0	0
Iran	0	0	0	0	0	0	0	0	0	0	0	0	0	0	0	0
Iraq	0	2	1	0	1	0	0	0	0	0	0	0	0	0	0	0
Jordan ****	0	0	0	0	0	0	0	0	0	0	0	0	0	0	0	0
Kuwait	0	0	0	0	0	0	0	0	0	0	0	0	0	0	0	0
Lebanon ****	0	0	0	0	0	0	0	0	0	0	0	0	0	0	0	0
Libya	0	0	0	0	0	0	0	0	0	0	0	0	0	0	0	0
Morocco	0	0	0	0	0	0	0	0	0	0	0	0	0	0	0	0
Oman	0	0	0	0	0	0	0	0	0	0	0	0	0	0	0	0
Pakistan	93	306	48	20	17	16	18	30	40	49	30	43	14	10	10	0
Palestine ****	0	0	0	0	0	0	0	0	0	0	0	0	0	0	0	0
Qatar	0	0	0	0	0	0	0	0	0	0	0	0	0	0	0	0
Saudi Arabia	0	0	0	0	0	0	0	0	0	0	0	0	0	0	0	0
Somalia	194	5	0	0	0	2	2	0	1	0	0	0	0	0	0	0
Sudan	0	0	0	0	0	0	0	0	0	0	0	0	0	0	0	0
Syria ****	35	1	1	0	0	0	0	0	0	0	0	0	0	0	0	0
Tunisia	0	0	0	0	0	0	0	0	0	0	0	0	0	0	0	0
U.A.E	0	0	0	0	0	0	0	0	0	0	0	0	0	0	0	0
Yemen	0	0	0	0	0	0	0	0	0	0	0	0	0	0	0	0
Total EMR	336	342	53	21	19	20	22	30	42	56	37	47	15	11	10	0

**** UNRWA cases are included with those of country of residence



World Health Organization – Regional Office for Eastern Mediterranean

AFP SURVEILLANCE

30-Mar-15

Week 13, ending 29 March 2015

Number 860

Table 3: Investigation of AFP cases with paralysis onset in 2014 & 2015 up to Week (13/15) / Ending on : (29/03/2015)

COUNTRY	2014												2015												Latest line List Date		
	AFP										Specimen	Wild cases ****		AFP										Specimen		Wild cases ****	
	Total AFP cases onset 2014	Case classification					Non polio AFP rate **	AFP cases pending classification > 90 days from onset of paralysis	AFP cases pending classification and lab > 90 days from onset of paralysis	% with *** adequate specimens	Wild P1 Poliovirus	Wild P3 Poliovirus	Total AFP cases onset 2015	Case classification					Annualized Non polio AFP rate **	AFP cases pending classification > 90 days from onset of paralysis	AFP cases pending classification and lab > 90 days from onset of paralysis	% with *** adequate specimens	Wild P1 Poliovirus	Wild P3 Poliovirus			
		Total Confirmed Polio Cases *	Polio Compatible	Pending Classification	Discarded (non polio AFP)	VDPV								Total Confirmed Polio Cases *	Polio Compatible	Pending Classification	Discarded (non polio AFP)	VDPV									
Afghanistan	2421	28	6	3	2384	0	12.7	3	0	92.4	28	0	638	1	0	201	436	0	14.0	0	0	95.9	1	0	23/03/2015		
Bahrain	16	0	0	0	16	0	5.9	0	0	100.0	0	0	3	0	0	3	0	0	4.6	0	0	66.7	0	0	29/03/2015		
Djibouti	3	0	0	1	2	0	1.0	1	0	66.7	0	0	2	0	0	2	0	0	2.8	0	0	50.0	0	0	29/03/2015		
Egypt	1000	0	0	1	998	1	2.9	1	0	93.4	0	0	227	0	0	98	129	0	2.7	0	0	79.7	0	0	26/03/2015		
Iran	753	0	0	0	751	2	4.2	0	0	96.0	0	0	139	0	0	10	129	0	3.2	0	0	97.1	0	0	07/03/2015		
Iraq	590	2	0	4	584	0	4.0	4	0	88.6	2	0	117	0	0	24	93	0	3.3	0	0	88.9	0	0	26/03/2015		
Jordan	62	0	0	0	62	0	2.5	0	0	96.8	0	0	20	0	0	5	15	0	3.0	0	0	90.0	0	0	26/03/2015		
Kuwait	32	0	0	0	32	0	3.8	0	0	93.8	0	0	9	0	0	2	7	0	4.3	0	0	88.9	0	0	29/03/2015		
Lebanon	50	0	0	0	50	0	2.6	0	0	70.0	0	0	17	0	0	8	9	0	3.3	0	0	94.1	0	0	21/03/2015		
Libya	43	0	0	1	42	0	2.1	1	0	95.3	0	0	12	0	0	7	5	0	2.4	0	0	100.0	0	0	28/03/2015		
Morocco	104	0	0	25	79	0	1.0	24	1	70.2	0	0	9	0	0	9	0	0	0.4	0	0	44.4	0	0	20/02/2015		
Oman	34	0	0	0	34	0	4.3	0	0	97.1	0	0	6	0	0	0	6	0	2.9	0	0	100.0	0	0	29/03/2015		
Pakistan	5332	306	32	124	4844	27	6.5	120	9	88.2	306	0	762	20	0	256	484	2	4.0	0	0	90.9	20	0	29/03/2015		
Palestine	21	0	0	0	21	0	1.2	0	0	90.5	0	0	8	0	0	6	2	0	1.9	0	0	100.0	0	0	29/03/2015		
Qatar	7	0	0	0	7	0	2.3	0	0	100.0	0	0	2	0	0	1	1	0	2.8	0	0	100.0	0	0	29/03/2015		
Saudi Arabia	227	0	0	0	227	0	2.5	0	0	97.8	0	0	45	0	0	37	8	0	2.0	0	0	100.0	0	0	29/03/2015		
Somalia	420	5	0	5	410	0	7.4	5	0	96.7	5	0	84	0	0	23	61	0	6.0	0	0	97.6	0	0	27/03/2015		
Sudan	442	0	0	0	442	0	2.7	0	0	97.3	0	0	89	0	0	11	78	0	2.2	0	0	98.9	0	0	29/03/2015		
Syria	305	1	2	1	301	0	4.0	1	0	84.6	1	0	46	0	0	18	28	0	2.4	0	0	87.0	0	0	28/03/2015		
Tunisia	44	0	0	0	44	0	1.7	0	0	81.8	0	0	8	0	0	4	4	0	1.3	0	0	75.0	0	0	19/03/2015		
U.A.E	25	0	0	0	25	0	2.4	0	0	92.0	0	0	7	0	0	2	5	0	2.5	0	0	71.4	0	0	26/03/2015		
Yemen	578	0	0	1	577	0	4.8	1	0	95.0	0	0	121	0	0	68	53	0	3.9	0	0	97.5	0	0	29/03/2015		
EMR	12509	342	40	166	11932	30	5.1	161	10	90.8	342	0	2371	21	0	795	1553	2	4.0	0	0	92.2	21	0			
2013	11540	336	55	2	11091	56	4.6	2	0	90.1	336	0															

* Confirmed polio cases refer to wild isolation from AFP cases or from contacts of negative index AFP cases

** Non-polio AFP per 100,000 children <15 years

Totals of the year 2013 include South Sudan that has now moved to the African Region starting October 2013

*** Adequate here refers to two stool specimens collected at least 24 hours apart, within 14 days of paralysis onset

**** AFP cases co infected with P1 and P3 are counted separately as wild isolates



World Health Organization – Regional Office for Eastern Mediterranean

AFP SURVEILLANCE

Week 13, ending 29 March 2015

30-Mar-15

Number 860

Table 4: Investigation of contacts of AFP cases with paralysis onset in 2015 up to Week (13/15) / Ending on : (29/03/2015)

Country	No. of AFP cases	No. of eligible AFP cases for contact sampling*	% of eligible AFP cases with contact samplings	% of eligible AFP cases with 3+ contacts	Total number of Contacts**	% of contacts under 5 years	% of contacts with specimens collected within 7 days of notification of index	% Contact specimens in lab within 3 days of collection	% Contact specimens positive for NPEV	% Contact specimens positive for Sabin like virus	No. of contacts positive for wild virus	% of wild polio virus isolation from contacts	No. of Contacts positive for VDPVs	No. of -ve index AFP cases identified positive by contact	No. of district infected from contacts
Afghanistan	638	26	73.1	73.1	255	96.5	69.8	12.3	23.6	3.2	0	0.0		0	0
Bahrain	3	1	0.0	0.0	0						0			0	0
Djibouti	2	1	0.0	0.0	0						0			0	0
Egypt	227	50	38.0	36.0	73	83.6	53.4	100.0	9.4	1.6	0	0.0		0	0
Iran	139	4	0.0	0.0	0						0			0	0
Iraq	117	13	53.8	38.5	63	74.6	23.8	95.5	4.5	0.0	0	0.0		0	0
Jordan	20	2	0.0	0.0	18	77.8	0.0	94.4	5.6	0.0	0	0.0		0	0
Kuwait	9	1	100.0	0.0	15	46.7	73.3	100.0	0.0	6.7	0	0.0		0	0
Lebanon	17	1	100.0	100.0	26	23.1	76.9	5.6	0.0	0.0	0	0.0		0	0
Libya	12	0			0						0			0	0
Morocco	9	5	0.0	0.0	0						0			0	0
Oman	6	0			0						0			0	0
Pakistan	762	69	81.2	72.5	233	85.8	42.1	68.3	12.7	10.2	1	0.5		1	0
Palestine	8	0			0						0			0	0
Qatar	2	0			0						0			0	0
Saudi Arabia	45	0			0						0			0	0
Somalia	84	2	100.0	50.0	241	95.0	96.3	26.6	2.4	8.3	0	0.0		0	0
Sudan	89	1	0.0	0.0	18	94.4	66.7	50.0	33.3	0.0	0	0.0		0	0
Syria	46	6	66.7	66.7	107	27.1	89.7	47.9	3.2	0.0	0	0.0		0	0
Tunisia	8	2	50.0	0.0	1	0.0	100.0				0			0	0
U.A.E.	7	2	50.0	0.0	1	100.0	0.0				0			0	0
Yemen	121	3	100.0	100.0	322	55.0	80.7	0.0	12.5	3.3	0	0.0		0	0
Grand Total 2015	2371	189	60.3	53.4	1373	75.3	70.1	41.1	11.5	4.9	1	0.1		1	0
Grand Total 2014	12509	1157	75.7	69.1	7137	77.1	72.2	39.5	17.4	4.4	19	0.3	4	8	2

* Eligible refers to AFP cases with inadequate stool specimens

Totals of the year 2013 include South Sudan that has now moved to the African Region starting October 2013

** Total number of contacts from eligible AFP cases and from other AFP cases as per with country criteria for contact sampling

Last wild contacts in EMRO, 01/01/2014 - 29/03/2015

Year	Country	Count of wild contacts	Date of Most Recent stool collection
2014	Pakistan	14	21/01/2015
	Afghanistan	4	13/11/2014
	IRQ	1	26/02/2014
2014 Total		19	21/01/2015
2015	Pakistan	1	08/02/2015
2015 Total		1	08/02/2015

Number and distribution by district of -ve index AFP cases identified as wild positive by contact in EMR, 2014 -2015

ONSETYR	COUNTRY	PROVINCE	DISTRICT	P1 Count	First case	Last case
2014	AFG	NANGARHAR	BEHSUD	1	21/10/2014	21/10/2014
			SPINBOLDAK	1	19/10/2014	19/10/2014
		KANDAHAR	KANDAHAR	1	02/09/2014	02/09/2014
	AFG Total			3	02/09/2014	21/10/2014
2014	PAK	BALOCHISTAN	QUETTA	1	30/08/2014	30/08/2014
			KHYBER PAKHTOON	NOWSHERA	1	21/12/2014
		PESHAWAR		1	16/09/2014	16/09/2014
			BANNU	1	03/03/2014	03/03/2014
		FATA	WAZIR-S	1	18/12/2014	18/12/2014
					5	03/03/2014
2014 Total				8	03/03/2014	21/12/2014
2015	PAK	KHYBER PAKHTOON	TANK	1	25/01/2015	25/01/2015
	PAK Total			1	25/01/2015	25/01/2015
2015 Total				1	25/01/2015	25/01/2015



Table 5: Laboratory investigation of AFP cases with paralysis onset in 2015 up to Week (13/15) / Ending on : (29/03/2015)

Country	Polio laboratories Sequencing performed by CDC and RIVM laboratories	AFP cases with specimens	Preliminary virus isolation results of AFP cases						Poliovirus intratypic differentiation results #										Indicators				Latest report Date						
			Referred for ITD		NPEV only	Negative	Pending		Type 1			Type 2			Type 3			Discordant pending sequence	NPEV by PCR	Non-EV	Pending ITD	% specimens positive for NPEV*		% AFP cases with culture results within 14 days	% AFP cases with ITD results within 7 days	% AFP cases with ITD results within 45 days of onset**			
			L20B+	L20B+/NPEV			received < / = 14 days	received > 14 days ago	Wild	Sabin	VPV	Wild	Sabin	VPV	Wild	Sabin	VPV												
Afghanistan	RRL Pakistan	611	29	4	85	401	92		1	16					7			21		2					15%	100%	97%	100%	28/03/2015
Bahrain	PNL Oman	2				2																			0%	100%		100%	30/03/2015
Djibouti	NPL Kenya	2						2																					29/03/2015
Egypt***	RRL Egypt	204	3	1	20	138	33	9						1			3					1			8%	100%	100%	99%	29/03/2015
Iran	NPL Iran	176	5		1	143	13	14		3							1			1					1%	100%	100%	100%	18/03/2015
Iraq	RRL Egypt	117	5		14	88	10										1				1				13%	100%	100%	100%	26/03/2015
Jordan	RRL Tunisia	22			1	16	5																		12%	100%			29/03/2015
Kuwait	RRL Kuwait																												29/03/2015
Lebanon	RRL Egypt	14	1			13																	1		2%	100%	100%	93%	29/03/2015
Libya	RRL Tunisia	10				7	3																		0%	100%		86%	27/03/2015
Morocco	RRL Tunisia	15			1	11	3																		6%	100%		100%	27/03/2015
Oman	NPL Oman	7				6	1																		13%	100%		100%	30/03/2015
Pakistan	RRL Pakistan	944	86	8	134	582	132	2	19	34				13	2		39			1	2				14%	100%	100%	99%	28/03/2015
Palestine & UNRWA		8				8																			0%	0%		100%	29/03/2015
Qatar	NPL Oman	2				2																			0%	100%		100%	30/03/2015
Saudi Arabia	NPL Oman	57			3	41	13																		6%	100%			26/03/2015
Somalia	NPL Kenya	84	6	1	5	51	5	17		3							6								10%	13%		100%	27/03/2015
Sudan	RRL Egypt	76	2		6	55		13		1			1				1			1					9%	98%	100%	100%	15/03/2015
Syria	RRL Egypt	47	3		1	38	5																		3%	100%			25/03/2014
Tunisia	RRL Tunisia	10				9	1																		0%	100%		100%	27/03/2015
U.A.E	NPL Oman	6	1			4	1			1															0%	100%	100%	100%	30/03/2015
Yemen	RRL Egypt	120	1		18	60	17	24														1			14%	99%		78%	29/03/2015
Total EMR 2015		2534	142	14	289	1675	334	81	20	58			22	2		72		5	3	2	1				12%	97%	99%	98%	
Total EMR 2014		12290	954	93	2203	9035		3	334	339	1		169	26		344		3	18	3					16%	94%	95%	97%	

* Specimens from all sources including non-AFP cases, excluding environmental samples

** This indicator reflects surveillance and laboratory activities



Environmental surveillance initiated in **Egypt** in September 2000 showed the following:

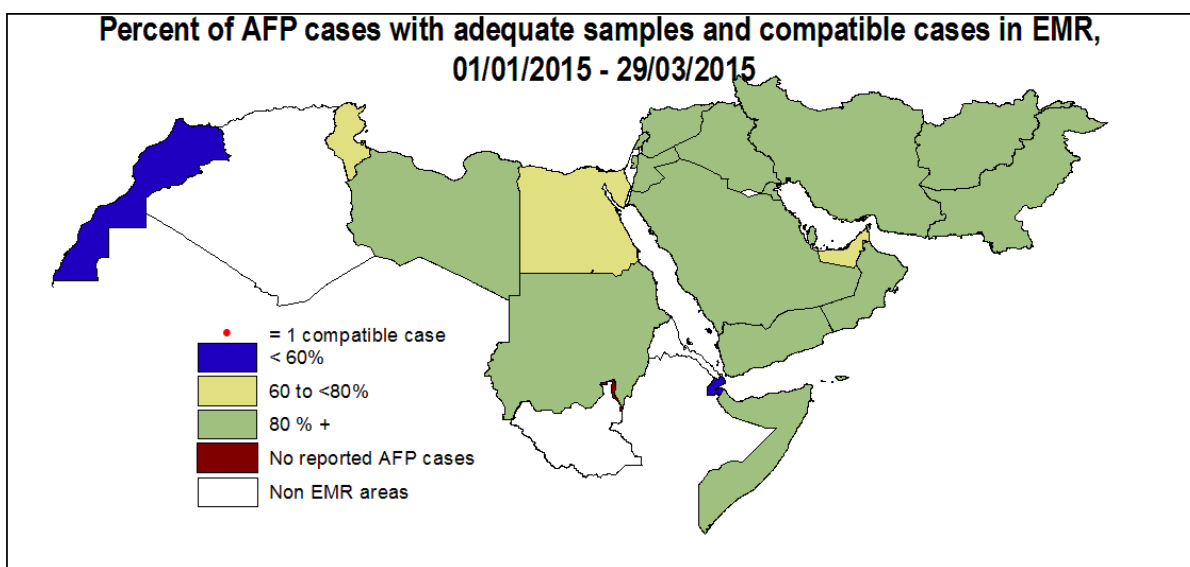

Result	2010	2011	2012	2013	2014	2015
Negative	183	178	196	304	410	64
Pending						21
Wild			2			
VDPVP2			7	3	2	
VDPVP1			1		1	
Total	183	178	206	307	413	85

YEA	Province	Site	Count	First date	Last Date
2014	GIZA	AL HARAM	1	30/09/2014	30/09/2014
		AL WASLA	1	04/03/2014	04/03/2014
VDPVP2 Total			2	04/03/2014	30/09/2014
	QALUBIA	BENHA	1	20/04/2014	20/04/2014
VDPVP1 Total			1	20/04/2014	20/04/2014

Environmental surveillance initiated in **Pakistan** in 2009 and **Afghanistan** in 2014 showed the following:

COUNTRY1	Status	2009	2010	2011	2012	2013	2014	2015
AFG	Negative					9	78	14
	Pending							15
	Wild						17	6
AFG Total						9	95	35
PAK	Negative	27	77	68	151	257	244	42
	Pending						1	41
	Wild	18	79	136	88	65	127	24
PAK Total		45	156	204	239	322	372	107

Year	COUNTR	SITEDIST	SITENAME	Count	Wild	First date	Last date	
2015	AFG	NANGARHAR	RADOR BRIDGE	1		22/02/2015	22/02/2015	
			HILMAND	BOLAN BRIDGE	1		25/01/2015	25/01/2015
				RADIO MAHALLIE	1		22/02/2015	22/02/2015
				ZARAT BAGH	1		24/01/2015	24/01/2015
		KANDAHAR	KHANDAK	1		04/01/2015	04/01/2015	
			RAROBAT	1		26/01/2015	26/01/2015	
			AFG Total		6		04/01/2015	22/02/2015
			PAK	RAWALPINDI	DHOKE DALLAL	1		10/03/2015
	SUKKUR	MAKKA PUMPING STATION			2		06/01/2015	04/02/2015
		MIANI PUMPING STATION		2		05/02/2015	05/03/2015	
	PESHAWAR	LARA MA		3		03/01/2015	26/02/2015	
		SHAHEEN TOWN		2		10/01/2015	10/02/2015	
	LAHORE	MULTAN ROAD STATION		1		19/02/2015	19/02/2015	
		OUTFALL STATION		1		12/01/2015	12/01/2015	
	JACOBABAD	SADDAR PUMPING STATION		2		08/01/2015	06/02/2015	
	KHI.GADAP TOWN	BALDIA COMPOSITE		2		06/01/2015	04/02/2015	
		COMPOSITE SAMPLE		1		20/01/2015	20/01/2015	
		SOHRAB GOTH		1		22/01/2015	22/01/2015	
	HYDERABAD	TULSIDAS PUMPING STATION		1		03/02/2015	03/02/2015	
	QUETTA	JAM-E-SALFIA		1		12/01/2015	12/01/2015	
		JATAK KILLI & TAKHTHANI BY PASS		1		28/01/2015	28/01/2015	
	KABDULLAH	HADI PACKET		1		15/01/2015	15/01/2015	
	KHI.GULSHAN-E-IQBAL TOWN	CHAKORA NULLA		1		13/01/2015	13/01/2015	
	CDA	SABZI MANDI	1		12/01/2015	12/01/2015		
PAK Total				24		03/01/2015	10/03/2015	
2015 Total				30		03/01/2015	10/03/2015	



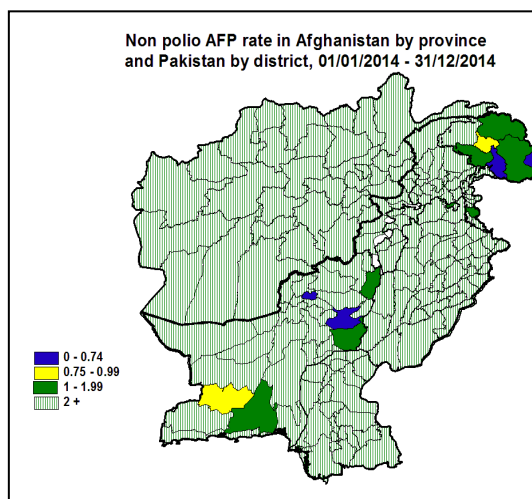
Wild polio cases by country and date of onset of paralysis in EMR, 2014-2015

Year	COUNTRY	Count	First Case	Last Case
2014	PAK	306	03/01/2014	26/12/2014
	AFG	28	14/01/2014	04/12/2014
	SOM	5	11/05/2014	11/08/2014
	IRQ	2	10/02/2014	07/04/2014
	SYR	1	21/01/2014	21/01/2014
2014 Total		342	03/01/2014	26/12/2014
2015	PAK	20	03/01/2015	24/02/2015
	AFG	1	21/01/2015	21/01/2015
2015 Total		21	03/01/2015	24/02/2015

Last reported wild Polio P3 from Pakistan with date of onset 18/04/2012

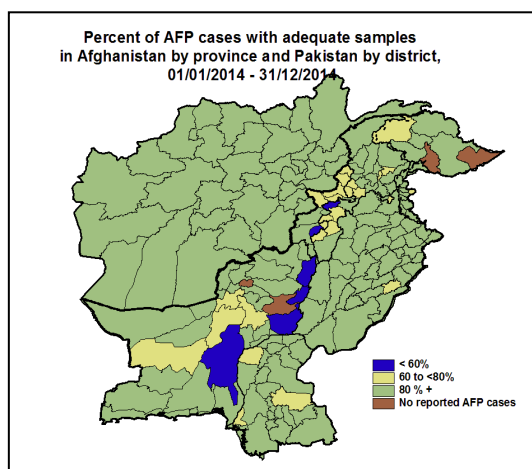


Wild Polio cases by district and date of onset of paralysis, Afghanistan 2014

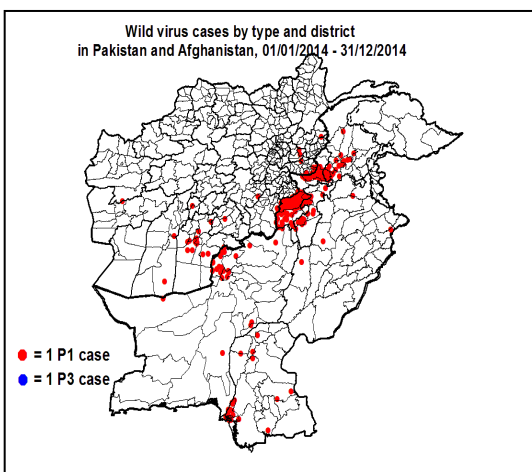


PROVINCE	DISTRICT	P1		
		Count	First case	Last case
KANDAHAR	PANJWAYI	3	18/09/2014	04/12/2014
	SPINBOLDAK	2	19/10/2014	26/11/2014
	KANDAHAR	5	01/09/2014	05/11/2014
	ZHERAY	1	20/10/2014	20/10/2014
	ARGHANDAB (K)	1	04/10/2014	04/10/2014
	SHAHWALIKOT	1	23/09/2014	23/09/2014
HILMAND	GARMSER	1	17/11/2014	17/11/2014
	NAHR-E-SARAJ	1	15/10/2014	15/10/2014
ZABUL	QALAT	1	22/10/2014	22/10/2014
NANGARHAR	BEHSUD	1	21/10/2014	21/10/2014
	ACHIN	1	15/05/2014	15/05/2014
	MUHMAND DARA	1	25/02/2014	25/02/2014
PAKTIKA	BERMEL	2	23/08/2014	29/09/2014
GHAZNI	GIRO	1	27/09/2014	27/09/2014
KHOST	TEREZAYI	1	17/06/2014	17/06/2014
FARAH	KHAK-E-SAFED	1	03/06/2014	03/06/2014
URUZGAN	DEHRAWUD	1	20/05/2014	20/05/2014
LAGHMAN	ALINGAR	2	14/01/2014	06/04/2014
KUNAR	GHAZIABAD	1	31/01/2014	31/01/2014
Grand Total		28	14/01/2014	04/12/2014

Wild Polio cases by district and date of onset of paralysis, Pakistan 2014



PROVINCE	DISTRICT	Count	First case	Last case	
BALOCHISTAN	JAFARABAD	1	26/12/2014	26/12/2014	
	KABDULAH	13	02/07/2014	18/12/2014	
	CHAGHAI	1	13/12/2014	13/12/2014	
	PISHIN	1	26/11/2014	26/11/2014	
	NSIRABAD	1	20/11/2014	20/11/2014	
	QUETTA	5	03/08/2014	11/11/2014	
	KSAIFULAH	1	06/11/2014	06/11/2014	
	KHUZDAR	1	23/10/2014	23/10/2014	
	ZHOB	1	29/09/2014	29/09/2014	
	KHYBER PAKHTOON	NOWSHERA	4	06/09/2014	21/12/2014
		PESHAWAR	29	31/01/2014	02/12/2014
		KOHAT	1	19/11/2014	19/11/2014
		SWAT	2	03/11/2014	14/11/2014
		TANK	7	29/07/2014	03/11/2014
		KARAK	1	02/11/2014	02/11/2014
CHARSADA		1	16/10/2014	16/10/2014	
MARDAN		5	15/06/2014	10/10/2014	
LAKKIMRWT		3	24/06/2014	22/09/2014	
BUNIR		3	17/08/2014	13/09/2014	
TORGHAR		1	06/09/2014	06/09/2014	
BANNU	11	26/01/2014	30/07/2014		
SINDH	NFEROZ	1	21/12/2014	21/12/2014	
	LARKANA	1	04/12/2014	04/12/2014	
	SANGHAR	2	24/06/2014	29/11/2014	
	SHIKARPUR	1	28/10/2014	28/10/2014	
	KHISITE	2	04/05/2014	26/10/2014	
	KHIBINQASIM	2	30/08/2014	22/10/2014	
	BADIN	1	13/10/2014	13/10/2014	
	KHIKORANGI	2	27/09/2014	01/10/2014	
	DADU	1	26/09/2014	26/09/2014	
	KHIGADAP	10	26/03/2014	20/09/2014	
	KHILIAQAT	1	01/09/2014	01/09/2014	
	KHIORANGI	2	30/03/2014	17/08/2014	
	KHILANDHI	2	06/06/2014	08/07/2014	
	KHINORTH	1	20/06/2014	20/06/2014	
	KHIBALDIA	1	10/02/2014	10/02/2014	
PUNJAB	DGKHAN	1	20/12/2014	20/12/2014	
	SHEIKUPURA	1	18/09/2014	18/09/2014	
	BHAKKAR	1	16/08/2014	16/08/2014	
	CHAKWAL	1	07/07/2014	07/07/2014	
FATA	WAZIR-S	24	12/02/2014	18/12/2014	
	KHYBER	76	12/01/2014	17/12/2014	
	FR BANNU	9	14/02/2014	22/11/2014	
	WAZIR-N	70	03/01/2014	16/09/2014	
Grand Total		306	03/01/2014	26/12/2014	





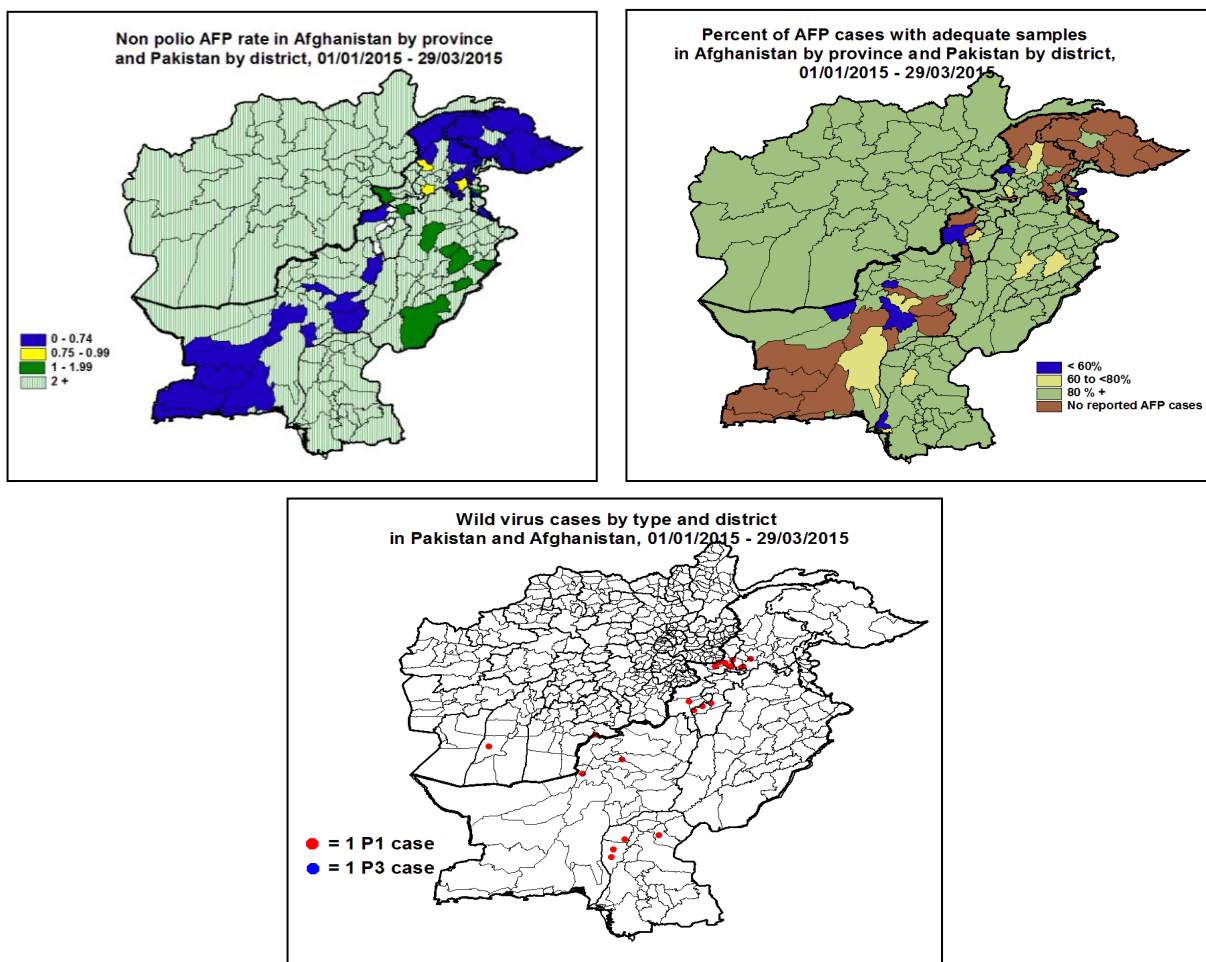
World Health Organization – Regional Office for Eastern Mediterranean

AFP SURVEILLANCE

Week 13, ending 29 March 2015

30-Mar-15

Number 860

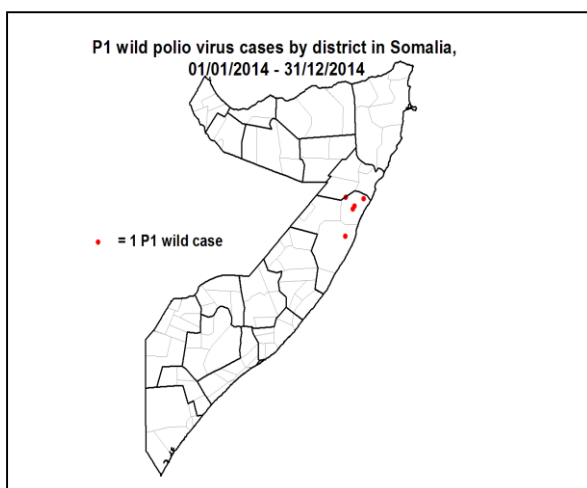
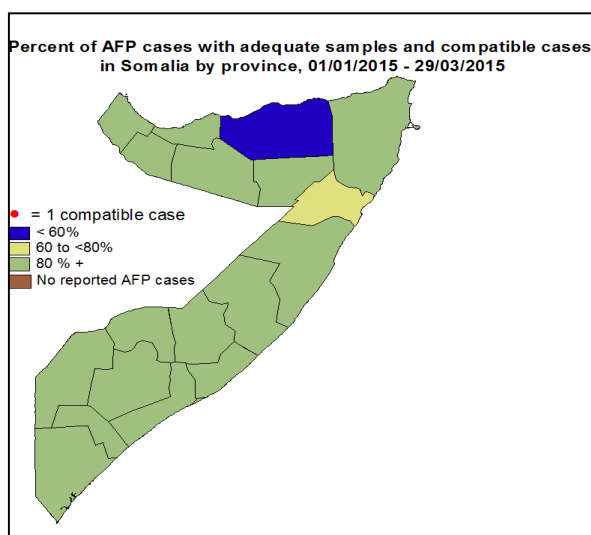
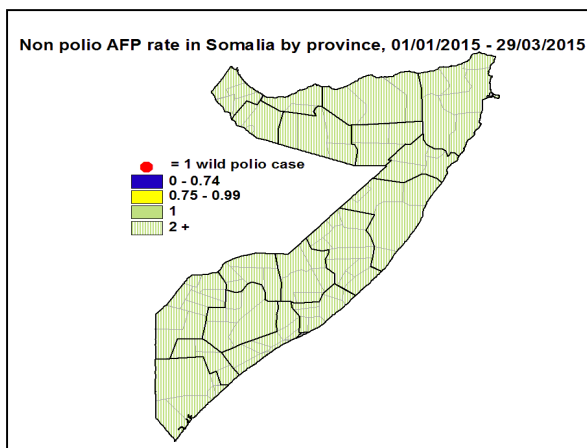


Wild Polio cases by district and date of onset of paralysis, Afghanistan 2015


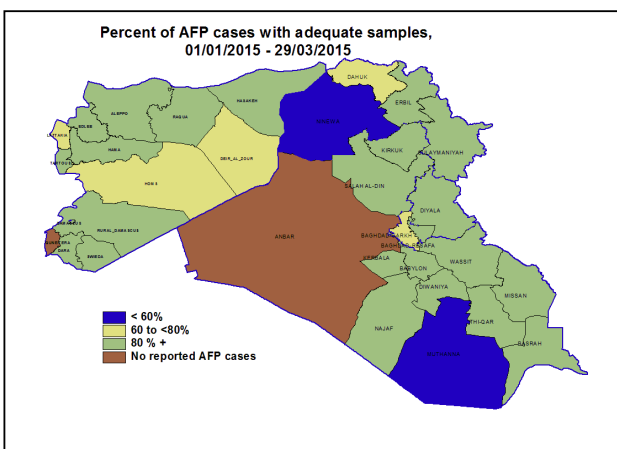
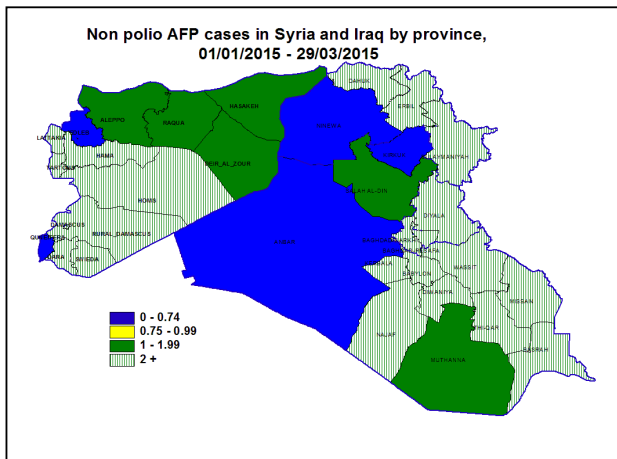
		P1		
PROVINCE	DISTRICT	Count	First case	Last case
HILMAND	REG	1	21/01/2015	21/01/2015
Grand Total		1	21/01/2015	21/01/2015

Wild Polio cases by district and date of onset of paralysis, Pakistan 2015

		P1		
PROVINCE	DISTRICT	Count	First case	Last case
FATA	KHYBER	5	05/01/2015	24/02/2015
	WAZIR-S	1	07/01/2015	07/01/2015
BALOCHISTAN	QUETTA	1	20/02/2015	20/02/2015
	LORALAI	1	09/02/2015	09/02/2015
	KABDULAH	1	03/02/2015	03/02/2015
SINDH	DADU	2	10/02/2015	19/02/2015
	SUKKUR	1	13/02/2015	13/02/2015
	KAMBAR	1	04/01/2015	04/01/2015
KHYBER PAKHTOON	PESHAWAR	3	17/01/2015	08/02/2015
	TANK	2	03/01/2015	25/01/2015
	LAKKIMRWT	1	07/01/2015	07/01/2015
	NOWSHERA	1	05/01/2015	05/01/2015
Grand Total		20	03/01/2015	24/02/2015



Wild Polio cases by district and date of onset of paralysis, Somalia 2014						
			P1			
Year	PROVINCE	DISTRICT	Count	First case	Last case	
2014	MUDUG	HOBYO	1	11/08/2014	11/08/2014	
		JARIBAN	4	11/05/2014	03/06/2014	
2014 Total			5	11/05/2014	11/08/2014	



Wild Polio cases by district and date of onset of paralysis, Iraq - Syria 2014				P1		
COUNTRY	PROVINCE	DISTRICT	Count	First case	Last case	
IRQ	BAGHDAD-RESAFA	MADA'IN	1	07/04/2014	07/04/2014	
		SHA'B	1	10/02/2014	10/02/2014	
IRQ Total			2	10/02/2014	07/04/2014	
SYR	HAMA	SALAMEYEH	1	21/01/2014	21/01/2014	
SYR Total			1	21/01/2014	21/01/2014	
Grand Total			3	21/01/2014	07/04/2014	



**Circulating VDPV cases and date of onset of paralysis in EMR countries by districts
2014 - 2015**

Year	COUNTRY	PROVINCE	DISTRICT	cVDPV2				
				Count	First Case	Last Case		
2014	PAK	SINDH	KHIGADAP	1	13/12/2014	13/12/2014		
			FATA	KHYBER	3	27/05/2014	15/11/2014	
				FR BANNU	8	24/01/2014	27/05/2014	
				WAZIR-N	7	03/01/2014	12/04/2014	
		KHYBER PAKHTOON	PESHAWAR	1	01/08/2014	01/08/2014		
			LAKKIMRWT	1	08/05/2014	08/05/2014		
			BANNU	1	03/05/2014	03/05/2014		
		PAK Total				22	03/01/2014	13/12/2014
		2014 Total				22	03/01/2014	13/12/2014

In 2014, 1 AFP case in Pakistan was identified as VDPV by contact
 In 2014, 1 AFP case in Pakistan from Khyber district, FATA province with date of onset 27/05/2014 was identified as WPV1 & cVDPV2.
 The case is classified as wild and reflected in page-2- table (3), pages 6 & 7 of the polio fax. Accordingly final number of cVDPV cases in Pakistan for 2014 is (22)