



AFP SURVEILLANCE

14-Apr-15

Week 15, ending 12 April 2015

Number 862

Table 1: Acute Flaccid Paralysis (AFP) cases by week of onset

Country	Reported AFP cases by week of onset - Week (14/15) / Ending on : 05/04/15														
	Total AFP 2013	Total AFP 2014	Total AFP to date, 2015	W 04 25 Jan 15	W 05 02 Feb 15	W 06 08 Feb 15	W 07 15 Feb 15	W 08 22 Feb 15	W 09 01 Mar 15	W 10 08 Mar 15	W 11 15 Mar 15	W 12 22 Mar 15	W 13 29 Mar 15	W 14 05 Apr 15	W 15 12 Apr 15
Afghanistan	1897	2421	770	59	46	55	63	56	53	58	60	54	67	48	9
Bahrain	12	16	3	0	1	0	1	0	0	0	0	1	0	0	0
Djibouti	7	3	2	0	0	0	0	0	0	0	1	0	0		
Egypt	1007	1000	271	17	17	17	13	19	21	15	20	34	29	17	1
Iran	708	753	203	19	20	15	20	9	16	14	11	9	11	4	
Iraq	444	590	137	12	18	8	11	11	18	5	4	10	4	5	1
Jordan ****	35	62	24	1	4	3	1	1	3	0	1	5	1		
Kuwait	39	32	10	1	0	1	1	0	2	0	0	3	0	0	0
Lebanon ****	33	50	23	3	1	0	1	1	3	2	3	4	2		
Libya	58	43	16	1	0	2	0	0	1	2	1	1	2	1	
Morocco	106	103	21	0	3	1	3	2	2	1	3	0	1	1	
Oman	20	34	9	1	1	0	2	2	0	1	0	2	0	0	
Pakistan	4790	5340	986	70	82	87	72	81	84	89	82	67	39	10	0
Palestine ****	38	21	12	1	0	0	0	2	0	1	2	0	1	0	0
Qatar	8	7	3	0	0	0	0	0	0	0	1	0	1	0	0
Saudi Arabia	220	227	58	6	3	2	5	6	4	6	6	6	0	0	0
Somalia	546	420	95	9	7	7	13	7	10	11	13	2	4	3	1
Sudan	410	442	108	8	3	7	10	11	9	8	7	6	12	4	0
Syria ****	180	306	57	6	5	4	3	5	7	8	3	2	6	0	
Tunisia	43	44	9	1	1	0	0	0	2	1	0	0	0	1	
U.A.E	31	25	10	2	0	0	2	0	0	1	0	0	2	0	0
Yemen	614	578	132	12	5	9	10	13	16	12	13	4	7	0	
Total EMR	11540	12517	2959	229	217	218	231	226	251	235	231	210	189	94	12

No data = No report received

Totals of the year 2013 include South Sudan that has now moved to the African Region starting October 2013

Table 2: Confirmed polio cases by month of onset

Country	Total year 2013	Total year 2014	12/04		Confirmed polio cases by month of onset											
			2014	2015	May 2014	June 2014	July 2014	August 2014	September 2014	October 2014	November 2014	December 2014	January 2015	February 2015	March 2015	April 2015
Afghanistan	14	28	4	1	2	2	0	1	7	7	4	1	1			
Bahrain	0	0	0	0	0	0	0	0	0	0	0	0	0	0		
Djibouti	0	0	0	0	0	0	0	0	0	0	0	0	0	0		
Egypt	0	0	0	0	0	0	0	0	0	0	0	0	0	0		
Iran	0	0	0	0	0	0	0	0	0	0	0	0	0	0		
Iraq	0	2	2	0	0	0	0	0	0	0	0	0	0	0		
Jordan ****	0	0	0	0	0	0	0	0	0	0	0	0	0	0		
Kuwait	0	0	0	0	0	0	0	0	0	0	0	0	0	0		
Lebanon ****	0	0	0	0	0	0	0	0	0	0	0	0	0	0		
Libya	0	0	0	0	0	0	0	0	0	0	0	0	0	0		
Morocco	0	0	0	0	0	0	0	0	0	0	0	0	0	0		
Oman	0	0	0	0	0	0	0	0	0	0	0	0	0	0	0	
Pakistan	93	306	58	21	16	18	30	40	49	30	43	14	10	10	1	
Palestine ****	0	0	0	0	0	0	0	0	0	0	0	0	0	0		
Qatar	0	0	0	0	0	0	0	0	0	0	0	0	0	0		
Saudi Arabia	0	0	0	0	0	0	0	0	0	0	0	0	0	0		
Somalia	194	5	0	0	2	2	0	1	0	0	0	0	0	0		
Sudan	0	0	0	0	0	0	0	0	0	0	0	0	0	0		
Syria ****	35	1	1	0	0	0	0	0	0	0	0	0	0	0		
Tunisia	0	0	0	0	0	0	0	0	0	0	0	0	0	0		
U.A.E	0	0	0	0	0	0	0	0	0	0	0	0	0	0		
Yemen	0	0	0	0	0	0	0	0	0	0	0	0	0	0		
Total EMR	336	342	65	22	20	22	30	42	56	37	47	15	11	10	1	0

**** UNRWA cases are included with those of country of residence



World Health Organization – Regional Office for Eastern Mediterranean

AFP SURVEILLANCE

14-Apr-15

Week 15, ending 12 April 2015

Number 862

Table 3: Investigation of AFP cases with paralysis onset in 2014 & 2015 up to Week (15/15) / Ending on : (12/04/2015)

COUNTRY	2014												2015												Latest line List Date
	AFP									Specimen	Wild cases ****		AFP									Specimen	Wild cases ****		
	Total AFP cases onset 2014	Case classification					Non polio AFP rate **	AFP cases pending classification > 90 days from onset of paralysis	AFP cases pending classification and lab > 90 days from onset of paralysis	% with *** adequate specimens	Wild P1 Poliovirus	Wild P3 Poliovirus	Total AFP cases onset 2015	Case classification					Annualized Non polio AFP rate **	AFP cases pending classification > 90 days from onset of paralysis	AFP cases pending classification and lab > 90 days from onset of paralysis	% with *** adequate specimens	Wild P1 Poliovirus	Wild P3 Poliovirus	
		Total Confirmed Polio Cases *	Polio Compatible	Pending Classification	Discarded (non polio AFP)	VDPV								Total Confirmed Polio Cases *	Polio Compatible	Pending Classification	Discarded (non polio AFP)	VDPV							
Afghanistan	2421	28	6	3	2384	0	12.7	3	0	92.4	28	0	770	1	0	189	580	0	14.6	3	0	95.6	1	0	12/04/2015
Bahrain	16	0	0	0	16	0	5.9	0	0	100.0	0	0	3	0	0	2	1	0	4.0	0	0	66.7	0	0	13/04/2015
Djibouti	3	0	0	1	2	0	1.0	1	0	66.7	0	0	2	0	0	2	0	0	2.4	0	0	50.0	0	0	29/03/2015
Egypt	1000	0	0	0	999	1	2.9	0	0	93.4	0	0	271	0	0	100	171	0	2.8	0	0	86.7	0	0	11/04/2015
Iran	753	0	0	0	751	2	4.2	0	0	96.0	0	0	203	0	0	26	177	0	4.0	0	0	97.0	0	0	11/04/2015
Iraq	590	2	1	0	587	0	4.0	0	0	88.6	2	0	137	0	0	32	105	0	3.4	0	0	87.6	0	0	10/04/2015
Jordan	62	0	0	0	62	0	2.5	0	0	96.8	0	0	24	0	0	9	15	0	3.1	0	0	91.7	0	0	02/04/2015
Kuwait	32	0	0	0	32	0	3.8	0	0	93.8	0	0	10	0	0	2	8	0	4.1	0	0	90.0	0	0	12/04/2015
Lebanon	50	0	0	0	50	0	2.6	0	0	70.0	0	0	23	0	0	11	12	0	3.8	0	0	91.3	0	0	02/04/2015
Libya	43	0	0	0	43	0	2.1	0	0	95.3	0	0	16	0	0	6	10	0	2.7	0	0	100.0	0	0	11/04/2015
Morocco	103	0	0	0	103	0	1.0	0	0	70.9	0	0	21	0	0	14	7	0	0.7	1	0	66.7	0	0	10/04/2015
Oman	34	0	0	0	34	0	4.3	0	0	97.1	0	0	9	0	0	2	7	0	3.7	0	0	77.8	0	0	06/04/2015
Pakistan	5340	306	36	84	4888	27	6.5	84	9	88.1	306	0	986	21	0	160	803	2	4.4	17	3	90.9	21	0	12/04/2015
Palestine	21	0	0	0	21	0	1.2	0	0	90.5	0	0	12	0	0	6	6	0	2.5	0	0	83.3	0	0	12/04/2015
Qatar	7	0	0	0	7	0	2.3	0	0	100.0	0	0	3	0	0	2	1	0	3.6	0	0	100.0	0	0	12/04/2015
Saudi Arabia	227	0	0	0	227	0	2.5	0	0	97.8	0	0	58	0	0	40	18	0	2.2	0	0	100.0	0	0	12/04/2015
Somalia	420	5	0	5	410	0	7.4	5	0	96.7	5	0	95	0	0	11	84	0	5.9	0	0	96.8	0	0	14/04/2015
Sudan	442	0	0	0	442	0	2.7	0	0	97.3	0	0	108	0	0	17	91	0	2.3	0	0	99.1	0	0	12/04/2015
Syria	306	1	2	2	301	0	4.0	2	0	84.3	1	0	57	0	0	17	40	0	2.6	0	0	86.0	0	0	11/04/2015
Tunisia	44	0	0	0	44	0	1.7	0	0	81.8	0	0	9	0	0	5	4	0	1.2	0	0	77.8	0	0	08/04/2015
U.A.E	25	0	0	0	25	0	2.4	0	0	92.0	0	0	10	0	0	4	6	0	3.2	0	0	90.0	0	0	12/04/2015
Yemen	578	0	0	1	577	0	4.8	1	0	95.0	0	0	132	0	0	79	53	0	3.6	1	0	97.7	0	0	05/04/2015
EMR	12517	342	45	96	12005	30	5.1	96	9	90.8	342	0	2959	22	0	736	2199	2	4.3	22	3	92.6	22	0	
2013	11540	336	55	2	11091	56	4.6	2	0	90.1	336	0													

* Confirmed polio cases refer to wild isolation from AFP cases or from contacts of negative index AFP cases

** Non-polio AFP per 100,000 children <15 years

Totals of the year 2013 include South Sudan that has now moved to the African Region starting October 2013

*** Adequate here refers to two stool specimens collected at least 24 hours apart, within 14 days of paralysis onset

**** AFP cases co infected with P1 and P3 are counted separately as wild isolates



World Health Organization – Regional Office for Eastern Mediterranean

AFP SURVEILLANCE

Week 15, ending 12 April 2015

14-Apr-15

Number 862

Table 4: Investigation of contacts of AFP cases with paralysis onset in 2015 up to Week (15/15) / Ending on : (12/04/2015)

Country	No. of AFP cases	No. of eligible AFP cases for contact sampling*	% of eligible AFP cases with contact samplings	% of eligible AFP cases with 3+ contacts	Total number of Contacts**	% of contacts under 5 years	% of contacts with specimens collected within 7 days of notification of index	% Contact specimens in lab within 3 days of collection	% Contact specimens positive for NPEV	% Contact specimens positive for Sabin like virus	No. of contacts positive for wild virus	% of wild polio virus isolation from contacts	No. of Contacts positive for VDPVs	No. of -ve index AFP cases identified positive by contact	No. of district identified infected from contacts
Afghanistan	770	34	76.5	76.5	303	97.0	65.0	15.6	24.0	5.7	0	0.0		0	0
Bahrain	3	1	0.0	0.0	0						0			0	0
Djibouti	2	1	0.0	0.0	0						0			0	0
Egypt	271	40	55.0	52.5	91	81.3	56.0	100.0	10.0	1.4	0	0.0		0	0
Iran	203	6	0.0	0.0	0						0			0	0
Iraq	137	17	52.9	41.2	123	74.8	15.4	90.5	7.1	4.8	0	0.0		0	0
Jordan	24	2	0.0	0.0	18	77.8	0.0	94.4	5.6	0.0	0	0.0		0	0
Kuwait	10	1	100.0	0.0	20	60.0	80.0	100.0	5.3	5.3	0	0.0		0	0
Lebanon	23	2	50.0	50.0	35	20.0	71.4	4.3	4.3	0.0	0	0.0		0	0
Libya	16	0			0						0			0	0
Morocco	21	7	28.6	0.0	4	0.0	0.0	33.3	0.0	0.0	0	0.0		0	0
Oman	9	2	0.0	0.0	0						0			0	0
Pakistan	986	90	80.0	73.3	310	84.8	41.9	67.3	14.5	11.7	1	0.4		1	0
Palestine	12	2	0.0	0.0	0						0			0	0
Qatar	3	0			0						0			0	0
Saudi Arabia	58	0			0						0			0	0
Somalia	95	3	100.0	66.7	274	94.5	97.8	28.0	3.0	8.9	0	0.0		0	0
Sudan	108	1	100.0	100.0	40	82.5	85.0	50.0	33.3	0.0	0	0.0		0	0
Syria	57	8	62.5	50.0	116	26.7	89.7	47.6	2.9	2.9	0	0.0		0	0
Tunisia	9	2	50.0	0.0	1	0.0	100.0				0			0	0
U.A.E.	10	1	100.0	0.0	1	100.0	0.0				0			0	0
Yemen	132	3	100.0	100.0	339	54.0	81.7	0.0	12.5	3.3	0	0.0		0	0
Grand Total 2015	2959	223	65.9	58.7	1675	75.4	67.0	42.8	12.0	6.5	1	0.1		1	0
Grand Total 2014	12517	1163	75.4	68.8	7140	77.1	72.2	39.5	17.4	4.4	19	0.3	4	8	2

* Eligible refers to AFP cases with inadequate stool specimens

Totals of the year 2013 include South Sudan that has now moved to the African Region starting October 2013

** Total number of contacts from eligible AFP cases and from other AFP cases as per with country criteria for contact sampling

Last wild contacts in EMRO, 01/01/2014 - 12/04/2015

Year	Country	Count of wild contacts	Date of Most Recent stool collection
2014	Pakistan	14	21/01/2015
	Afghanistan	4	13/11/2014
	IRQ	1	26/02/2014
2014 Total		19	21/01/2015
2015	Pakistan	1	08/02/2015
2015 Total		1	08/02/2015

Number and distribution by district of -ve index AFP cases identified as wild positive by contact in EMR, 2014 -2015

ONSETYR	COUNTRY	PROVINCE	DISTRICT	P1 Count	First case	Last case
2014	AFG	NANGARHAR	BEHSUD	1	21/10/2014	21/10/2014
			SPINBOLDAK	1	19/10/2014	19/10/2014
		KANDAHAR	KANDAHAR	1	02/09/2014	02/09/2014
	AFG Total			3	02/09/2014	21/10/2014
2014	PAK	BALOCHISTAN	QUETTA	1	30/08/2014	30/08/2014
			KHYBER PAKHTOON	NOWSHERA	1	21/12/2014
		PESHAWAR		1	16/09/2014	16/09/2014
			BANNU	1	03/03/2014	03/03/2014
		FATA	WAZIR-S	1	18/12/2014	18/12/2014
					5	03/03/2014
2014 Total			8	03/03/2014	21/12/2014	
2015	PAK	KHYBER PAKHTOON	TANK	1	25/01/2015	25/01/2015
				1	25/01/2015	25/01/2015
2015 Total			1	25/01/2015	25/01/2015	



Table 5: Laboratory investigation of AFP cases with paralysis onset in 2015 up to Week (15/15) / Ending on : (12/04/2015)

Country	Polio laboratories Sequencing performed by CDC and RIVM laboratories	AFP cases with specimens	Preliminary virus isolation results of AFP cases						Poliovirus intratypic differentiation results #									Indicators				Latest report Date				
			Referred for ITD		NPEV only	Negative	Pending		Type 1			Type 2			Type 3			Discordant pending sequence	NPEV by PCR	Non-EV	Pending ITD		% specimens positive for NPEV*	% AFP cases with culture results within 14 days	% AFP cases with ITD results within 7 days	% AFP cases with ITD results within 45 days of onset**
			L20B+	L20B+/NPEV			received < / = 14 days	received > 14 days ago	Wild	Sabin	VPV	Wild	Sabin	VPV	Wild	Sabin	VPV									
Afghanistan	RRL Pakistan	737	49	5	112	459	95	17	1	24			18			25		4			4	16%	100%	98%	100%	11/04/2015
Bahrain	PNL Oman	3				3																0%	100%		100%	13/04/2015
Djibouti	NPL Kenya	2						2																		29/03/2015
Egypt***	RRL Egypt	268	5	1	30	194	37	1		1			1			4				1	1	8%	100%	100%	98%	09/04/2015
Iran	NPL Iran	208	5		1	187	15			3						1		1				0%	100%	100%	99%	11/04/2015
Iraq	RRL Egypt	137	7		14	97	17	2		1			2			2			1			12%	100%	100%	100%	09/04/2015
Jordan	RRL Tunisia	26			1	23	2															9%	100%			12/04/2015
Kuwait	RRL Kuwait																									12/04/2015
Lebanon	RRL Egypt	18	1			17														1		1%	100%	100%	94%	09/04/2015
Libya	RRL Tunisia	10				7		3														0%	100%		86%	27/03/2015
Morocco	RRL Tunisia	17			1	15	1															5%	100%		100%	10/04/2015
Oman	NPL Oman	8				8																16%	100%		100%	13/04/2015
Pakistan	RRL Pakistan	1142	111	14	163	694	154	6	20	40			33	2		49		2	2		2	15%	100%	100%	98%	11/04/2015
Palestine & UNRWA		12				10		2														0%	0%		100%	12/04/2015
Qatar	NPL Oman	3				2	1															0%	100%		100%	13/04/2015
Saudi Arabia	NPL Oman	70			3	52	10	5														5%	100%		100%	12/04/2015
Somalia	NPL Kenya	95	7	2	7	69	7	3		4			1			6						11%	13%		100%	14/04/2015
Sudan	RRL Egypt	98	2		11	74	5	6		1			1			1		1				14%	99%	100%	100%	05/04/2015
Syria	RRL Egypt	47	3		1	38		5								2						3%	100%	100%	100%	25/03/2014
Tunisia	RRL Tunisia	10				9		1														0%	100%		100%	27/03/2015
U.A.E	NPL Oman	8	1			5	2			1												0%	100%	100%	83%	13/04/2015
Yemen	RRL Egypt	120	1		22	97				1			1									15%	99%	100%	85%	09/04/2015
Total EMR 2015		3039	192	22	366	2060	346	53	21	76			57	2		90		8	3	2	7	12%	97%	99%	98%	
Total EMR 2014		12289	954	93	2202	9037		1	334	339	1		169	26		344		3	18	3		16%	94%	95%	97%	

* Specimens from all sources including non-AFP cases, excluding environmental samples

** This indicator reflects surveillance and laboratory activities



Environmental surveillance initiated in **Egypt** in September 2000 showed the following:

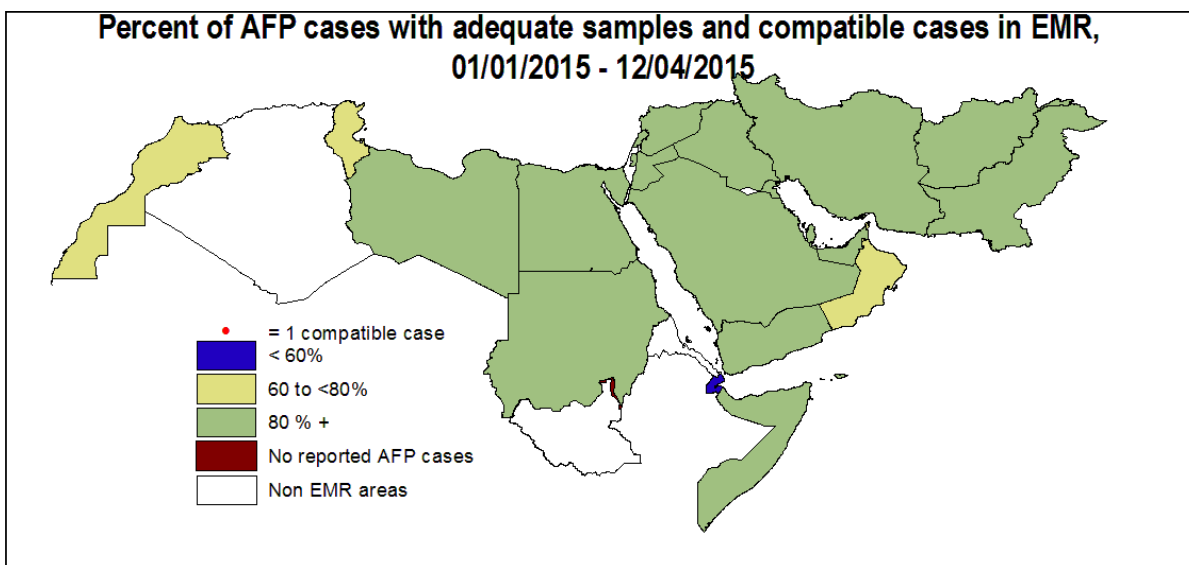
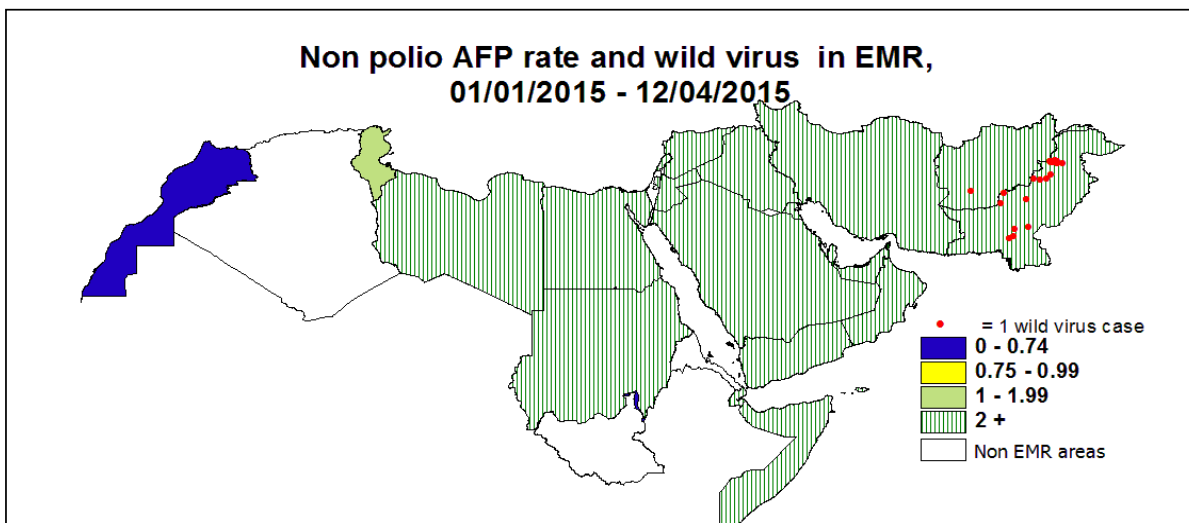
Result	2010	2011	2012	2013	2014	2015
Negative	183	178	196	304	410	86
Pending						21
Wild			2			
VDPVP2			7	3	2	
VDPVP1			1		1	
Total	183	178	206	307	413	107

YEA	Province	Site	Count	First date	Last Date	
2014	VDPVP2	GIZA	AL HARAM	1	30/09/2014	30/09/2014
			AL WASLA	1	04/03/2014	04/03/2014
	VDPVP2 Total			2	04/03/2014	30/09/2014
	VDPVP1	QALUBIA	BENHA	1	20/04/2014	20/04/2014
	VDPVP1 Total			1	20/04/2014	20/04/2014

Environmental surveillance initiated in **Pakistan** in 2009 and **Afghanistan** in 2014 showed the following:

COUNTRY1	Status	2009	2010	2011	2012	2013	2014	2015
AFG	Negative					9	78	18
	Pending							11
	Wild						17	6
AFG Total						9	95	35
PAK	Negative	27	77	68	151	257	244	74
	Pending						1	22
	Wild	18	79	136	88	65	127	26
PAK Total		45	156	204	239	322	372	122

Year	COUNTR	SITDIST	SITENAME	Count Wild	First date	Last date	
2015	AFG	NANGARHAR	RADOR BRIDGE	1	22/02/2015	22/02/2015	
		HILMAND	BOLAN BRIDGE	1	25/01/2015	25/01/2015	
			RADIO MAHALLIE	1	22/02/2015	22/02/2015	
			ZARAT BAGH	1	24/01/2015	24/01/2015	
			KANDAHAR	KHANDAK	1	04/01/2015	04/01/2015
			RAROBAT	1	26/01/2015	26/01/2015	
	AFG Total				6	04/01/2015	22/02/2015
	PAK	RAWALPINDI		DHOKE DALLAL	1	10/03/2015	10/03/2015
			PESHAWAR	LARA MA	3	03/01/2015	26/02/2015
		SHAHEEN TOWN		3	10/01/2015	10/03/2015	
		SUKKUR	MAKKA PUMPING STATION	2	06/01/2015	04/02/2015	
			MIANI PUMPING STATION	2	05/02/2015	05/03/2015	
		KHI.GULSHAN-E-IQBAL TOWN	CHAKORA NULLA	1	13/01/2015	13/01/2015	
			RASHID MINHAS RD LAY	1	02/03/2015	02/03/2015	
		LAHORE	MULTAN ROAD STATION	1	19/02/2015	19/02/2015	
			OUTFALL STATION	1	12/01/2015	12/01/2015	
		JACOBABAD	SADDAR PUMPING STATION	2	08/01/2015	06/02/2015	
		KHI.GADAP TOWN	BALDIA COMPOSITE	2	06/01/2015	04/02/2015	
			COMPOSITE SAMPLE	1	20/01/2015	20/01/2015	
			SOHRAB GOTH	1	22/01/2015	22/01/2015	
		HYDERABAD	TULSIDAS PUMPING STATION	1	03/02/2015	03/02/2015	
	QUETTA	JAM-E-SALFIA	1	12/01/2015	12/01/2015		
		JATAK KILLI & TAKHTHANI BY PASS	1	28/01/2015	28/01/2015		
	KABDULLAH	HADI PACKET	1	15/01/2015	15/01/2015		
	CDA	SABZI MANDI	1	12/01/2015	12/01/2015		
	PAK Total				26	03/01/2015	10/03/2015
2015 Total				32	03/01/2015	10/03/2015	



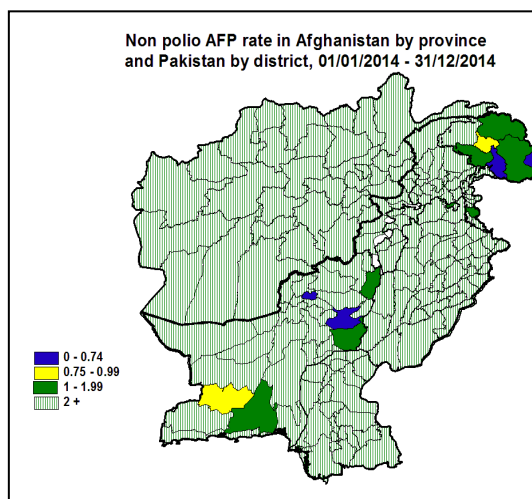
Wild polio cases by country and date of onset of paralysis in EMR, 2014-2015

Year	COUNTRY	Count	First Case	Last Case
2014	PAK	306	03/01/2014	26/12/2014
	AFG	28	14/01/2014	04/12/2014
	SOM	5	11/05/2014	11/08/2014
	IRQ	2	10/02/2014	07/04/2014
	SYR	1	21/01/2014	21/01/2014
2014 Total		342	03/01/2014	26/12/2014
2015	PAK	21	03/01/2015	17/03/2015
	AFG	1	21/01/2015	21/01/2015
2015 Total		22	03/01/2015	17/03/2015

Last reported wild Polio P3 from Pakistan with date of onset 18/04/2012

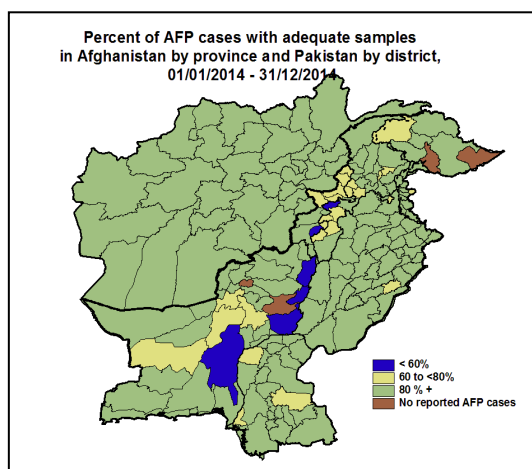


Wild Polio cases by district and date of onset of paralysis, Afghanistan 2014

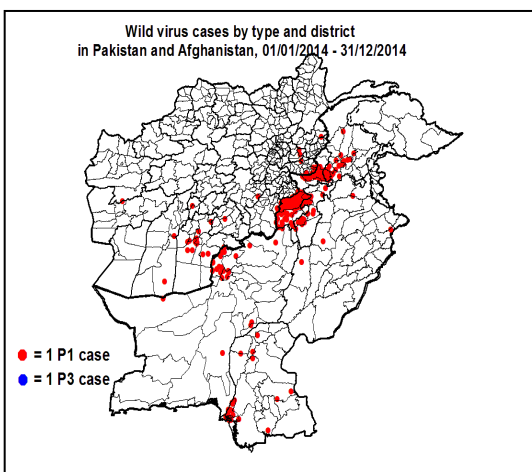


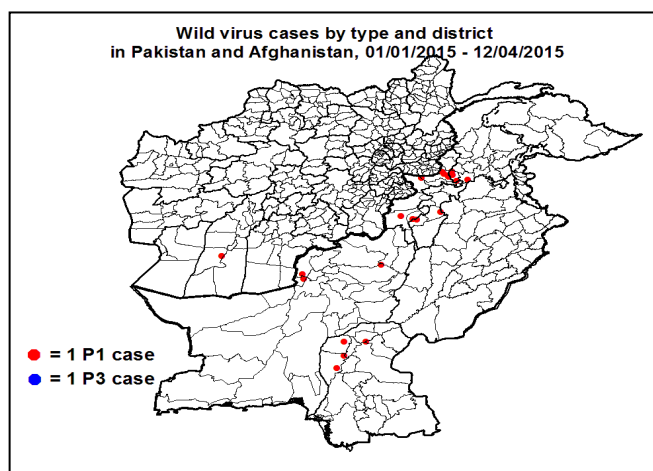
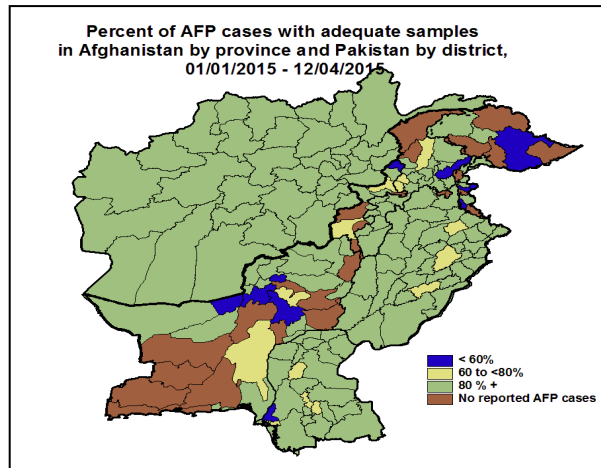
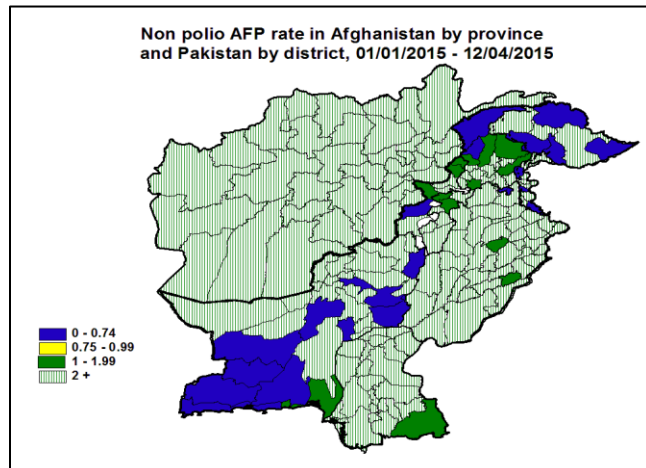
PROVINCE	DISTRICT	P1		
		Count	First case	Last case
KANDAHAR	PANJWAYI	3	18/09/2014	04/12/2014
	SPINBOLDAK	2	19/10/2014	26/11/2014
	KANDAHAR	5	01/09/2014	05/11/2014
	ZHERAY	1	20/10/2014	20/10/2014
	ARGHANDAB (K)	1	04/10/2014	04/10/2014
	SHAHWALIKOT	1	23/09/2014	23/09/2014
HILMAND	GARMSER	1	17/11/2014	17/11/2014
	NAHR-E-SARAJ	1	15/10/2014	15/10/2014
ZABUL	QALAT	1	22/10/2014	22/10/2014
NANGARHAR	BEHSUD	1	21/10/2014	21/10/2014
	ACHIN	1	15/05/2014	15/05/2014
	MUHMAND DARA	1	25/02/2014	25/02/2014
PAKTIKA	BERMEL	2	23/08/2014	29/09/2014
GHAZNI	GIRO	1	27/09/2014	27/09/2014
KHOST	TEREZAYI	1	17/06/2014	17/06/2014
FARAH	KHAK-E-SAFED	1	03/06/2014	03/06/2014
URUZGAN	DEHRAWUD	1	20/05/2014	20/05/2014
LAGHMAN	ALINGAR	2	14/01/2014	06/04/2014
KUNAR	GHAZIABAD	1	31/01/2014	31/01/2014
Grand Total		28	14/01/2014	04/12/2014

Wild Polio cases by district and date of onset of paralysis, Pakistan 2014



PROVINCE	DISTRICT	Count	First case	Last case	
BALOCHISTAN	JAFARABAD	1	26/12/2014	26/12/2014	
	KABDULAH	13	02/07/2014	18/12/2014	
	CHAGHAI	1	13/12/2014	13/12/2014	
	PISHIN	1	26/11/2014	26/11/2014	
	NSIRABAD	1	20/11/2014	20/11/2014	
	QUETTA	5	03/08/2014	11/11/2014	
	KSAIFULAH	1	06/11/2014	06/11/2014	
	KHUZDAR	1	23/10/2014	23/10/2014	
	ZHOB	1	29/09/2014	29/09/2014	
	KHYBER PAKHTOON	NOWSHERA	4	06/09/2014	21/12/2014
		PESHAWAR	29	31/01/2014	02/12/2014
		KOHAT	1	19/11/2014	19/11/2014
		SWAT	2	03/11/2014	14/11/2014
		TANK	7	29/07/2014	03/11/2014
		KARAK	1	02/11/2014	02/11/2014
		CHARSADA	1	16/10/2014	16/10/2014
MARDAN		5	15/06/2014	10/10/2014	
LAKKIMRWT		3	24/06/2014	22/09/2014	
BUNIR		3	17/08/2014	13/09/2014	
TORGHAR		1	06/09/2014	06/09/2014	
BANNU		11	26/01/2014	30/07/2014	
SINDH	NFEROZ	1	21/12/2014	21/12/2014	
	LARKANA	1	04/12/2014	04/12/2014	
	SANGHAR	2	24/06/2014	29/11/2014	
	SHIKARPUR	1	28/10/2014	28/10/2014	
	KHISITE	2	04/05/2014	26/10/2014	
	KHIBINQASIM	2	30/08/2014	22/10/2014	
	BADIN	1	13/10/2014	13/10/2014	
	KHIKORANGI	2	27/09/2014	01/10/2014	
	DADU	1	26/09/2014	26/09/2014	
	KHIGADAP	10	26/03/2014	20/09/2014	
	KHILIAQAT	1	01/09/2014	01/09/2014	
	KHIORANGI	2	30/03/2014	17/08/2014	
	KHILANDHI	2	06/06/2014	08/07/2014	
	KHINORTH	1	20/06/2014	20/06/2014	
	KHIBALDIA	1	10/02/2014	10/02/2014	
	PUNJAB	DGKHAN	1	20/12/2014	20/12/2014
SHEIKUPURA		1	18/09/2014	18/09/2014	
BHAKKAR		1	16/08/2014	16/08/2014	
CHAKWAL		1	07/07/2014	07/07/2014	
FATA	WAZIR-S	24	12/02/2014	18/12/2014	
	KHYBER	76	12/01/2014	17/12/2014	
	FR BANNU	9	14/02/2014	22/11/2014	
	WAZIR-N	70	03/01/2014	16/09/2014	
Grand Total		306	03/01/2014	26/12/2014	



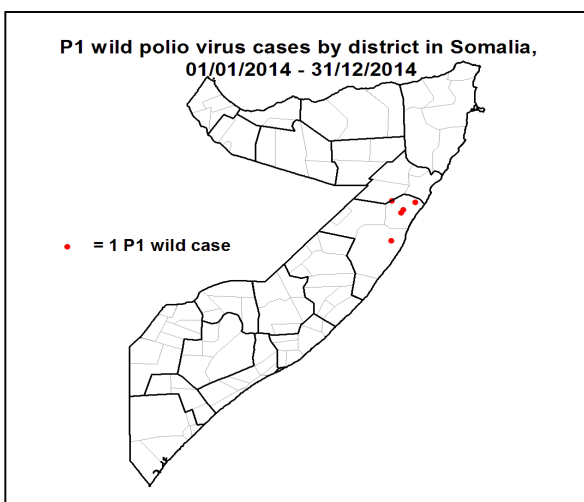
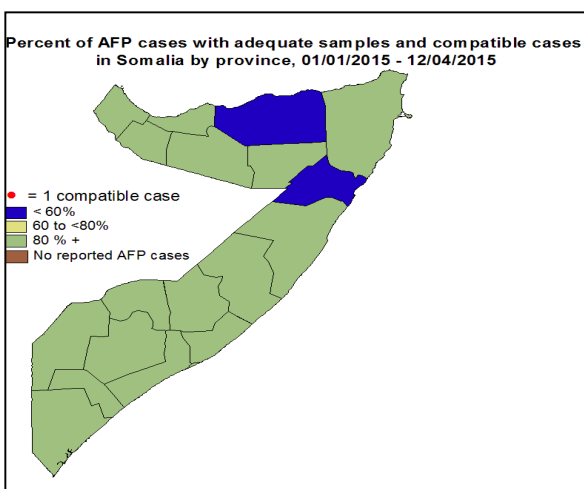
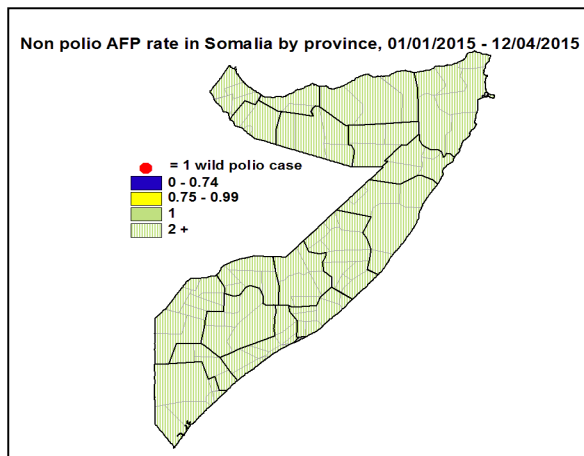


Wild Polio cases by district and date of onset of paralysis, Afghanistan 2015


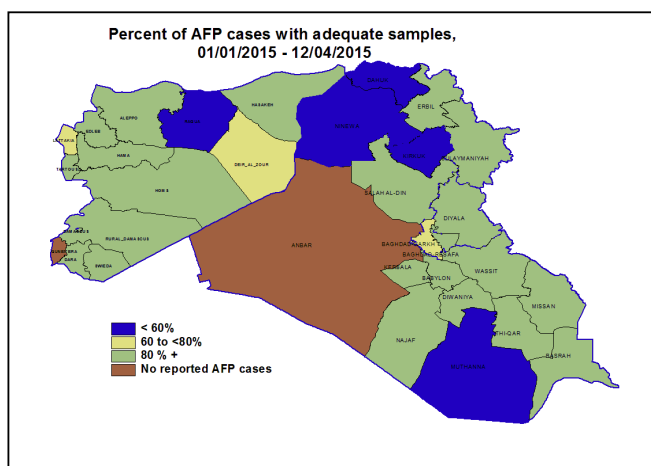
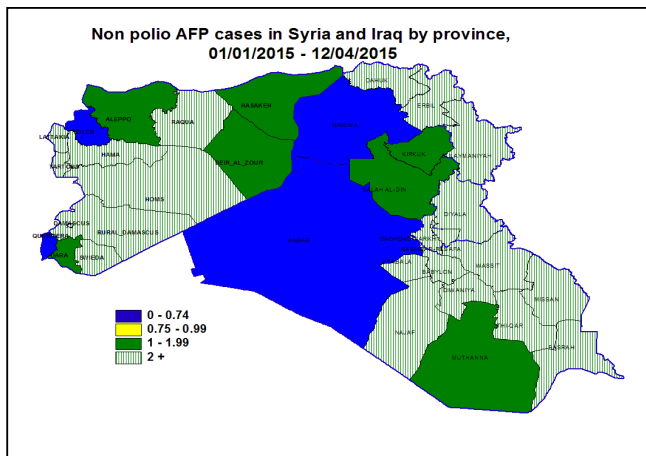
		P1		
PROVINCE	DISTRICT	Count	First case	Last case
HILMAND	REG	1	21/01/2015	21/01/2015
Grand Total		1	21/01/2015	21/01/2015

Wild Polio cases by district and date of onset of paralysis, Pakistan 2015

		P1		
PROVINCE	DISTRICT	Count	First case	Last case
KHYBER PAKHTOON	PESHAWAR	4	17/01/2015	17/03/2015
	TANK	2	03/01/2015	25/01/2015
	LAKKIMRWT	1	07/01/2015	07/01/2015
	NOWSHERA	1	05/01/2015	05/01/2015
FATA	KHYBER	5	05/01/2015	24/02/2015
	WAZIR-S	1	07/01/2015	07/01/2015
BALOCHISTAN	QUETTA	1	20/02/2015	20/02/2015
	LORALAI	1	09/02/2015	09/02/2015
	KABDULAH	1	03/02/2015	03/02/2015
SINDH	DADU	2	10/02/2015	19/02/2015
	SUKKUR	1	13/02/2015	13/02/2015
	KAMBAR	1	04/01/2015	04/01/2015
Grand Total		21	03/01/2015	17/03/2015



Wild Polio cases by district and date of onset of paralysis, Somalia 2014						
			P1			
Year	PROVINCE	DISTRICT	Count	First case	Last case	
2014	MUDUG	HOBYO	1	11/08/2014	11/08/2014	
		JARIBAN	4	11/05/2014	03/06/2014	
2014 Total			5	11/05/2014	11/08/2014	



Wild Polio cases by district and date of onset of paralysis, Iraq - Syria 2014				P1		
COUNTRY	PROVINCE	DISTRICT	Count	First case	Last case	
IRQ	BAGHDAD-RESAFA	MADA'IN	1	07/04/2014	07/04/2014	
		SHA'B	1	10/02/2014	10/02/2014	
IRQ Total			2	10/02/2014	07/04/2014	
SYR	HAMA	SALAMEYEH	1	21/01/2014	21/01/2014	
SYR Total			1	21/01/2014	21/01/2014	
Grand Total			3	21/01/2014	07/04/2014	



**Circulating VDPV cases and date of onset of paralysis in EMR countries by districts
2014 - 2015**

Year	COUNTRY	PROVINCE	DISTRICT	cVDPV2				
				Count	First Case	Last Case		
2014	PAK	SINDH	KHIGADAP	1	13/12/2014	13/12/2014		
			FATA	KHYBER	3	27/05/2014	15/11/2014	
				FR BANNU	8	24/01/2014	27/05/2014	
				WAZIR-N	7	03/01/2014	12/04/2014	
		KHYBER PAKHTOON	PESHAWAR	1	01/08/2014	01/08/2014		
			LAKKIMRWT	1	08/05/2014	08/05/2014		
			BANNU	1	03/05/2014	03/05/2014		
		PAK Total				22	03/01/2014	13/12/2014
		2014 Total				22	03/01/2014	13/12/2014

In 2014, 1 AFP case in Pakistan was identified as VDPV by contact
In 2014, 1 AFP case in Pakistan from Khyber district, FATA province with date of onset 27/05/2014 was identified as WPV1 & cVDPV2.
The case is classified as wild and reflected in page-2- table (3), pages 6 & 7 of the polio fax. Accordingly final number of cVDPV cases in Pakistan for 2014 is (22)