



World Health Organization – Regional Office for Eastern Mediterranean

AFP SURVEILLANCE

20-Apr-15

Week 16, ending 19 April 2015

Number 863

Table 1: Acute Flaccid Paralysis (AFP) cases by week of onset

Country	Reported AFP cases by week of onset - Week (16/15) / Ending on : 19/04/15														
	Total AFP 2013	Total AFP 2014	Total AFP to date, 2015	W 05 01 Feb 15	W 06 08 Feb 15	W 07 15 Feb 15	W 08 22 Feb 15	W 09 01 Mar 15	W 08 01 Mar 15	W 11 15 Mar 15	W 12 22 Mar 15	W 13 29 Mar 15	W 14 05 Apr 15	W 15 12 Apr 15	W 16 19 Apr 15
Afghanistan	1897	2421	828	46	55	63	56	53	58	60	54	69	61	46	6
Bahrain	12	16	3	1	0	1	0	0	0	0	1	0	0	0	0
Djibouti	7	3	2	0	0	0	0	0	0	1	0	0			
Egypt	1007	1000	297	17	17	13	19	21	15	20	34	29	21	17	6
Iran	708	753	210	20	15	20	9	16	14	11	9	12	7	2	1
Iraq	444	590	144	19	8	11	12	18	5	4	11	4	7	2	1
Jordan ****	35	62	29	4	3	1	1	3	1	1	4	2	3	1	
Kuwait	39	32	11	0	1	1	0	2	0	0	3	0	0	1	0
Lebanon ****	33	50	26	1	0	1	1	3	2	3	4	1	2	2	
Libya	58	43	16	0	2	0	0	1	2	1	1	2	1		
Morocco	106	103	21	3	1	3	2	2	1	3	0	1	1		
Oman	20	34	9	1	0	2	2	0	1	0	2	0	0		
Pakistan	4790	5341	1116	84	91	74	83	89	95	91	83	71	41	20	0
Palestine ****	38	21	12	0	0	0	2	0	1	2	0	1	0	0	0
Qatar	8	7	3	0	0	0	0	0	0	1	0	1	0	0	0
Saudi Arabia	220	227	68	3	2	5	6	4	6	7	7	6	2	0	0
Somalia	546	420	96	7	7	13	7	10	11	13	2	4	4	1	
Sudan	410	442	117	3	7	10	11	9	8	7	6	13	10	2	0
Syria ****	180	306	59	5	4	3	5	8	8	3	2	6	1	0	0
Tunisia	43	44	9	1	0	0	0	2	1	0	0	0	1	0	
U.A.E	31	25	10	0	0	2	0	0	1	0	0	2	0	0	0
Yemen	614	578	140	5	9	10	13	16	12	13	5	12	1	1	0
Total EMR	11540	12518	3226	220	222	233	229	257	242	241	228	236	163	95	14

No data = No report received

Totals of the year 2013 include South Sudan that has now moved to the African Region starting October 2013

Table 2: Confirmed polio cases by month of onset

Country	Total year 2013	Total year 2014	19/04		Confirmed polio cases by month of onset											
			2014	2015	May 2014	June 2014	July 2014	August 2014	September 2014	October 2014	November 2014	December 2014	January 2015	February 2015	March 2015	April 2015
Afghanistan	14	28	4	1	2	2	0	1	7	7	4	1	1			
Bahrain	0	0	0	0	0	0	0	0	0	0	0	0	0	0		
Djibouti	0	0	0	0	0	0	0	0	0	0	0	0	0	0		
Egypt	0	0	0	0	0	0	0	0	0	0	0	0	0	0		
Iran	0	0	0	0	0	0	0	0	0	0	0	0	0	0		
Iraq	0	2	2	0	0	0	0	0	0	0	0	0	0	0		
Jordan ****	0	0	0	0	0	0	0	0	0	0	0	0	0	0		
Kuwait	0	0	0	0	0	0	0	0	0	0	0	0	0	0	0	
Lebanon ****	0	0	0	0	0	0	0	0	0	0	0	0	0	0		
Libya	0	0	0	0	0	0	0	0	0	0	0	0	0			
Morocco	0	0	0	0	0	0	0	0	0	0	0	0	0			
Oman	0	0	0	0	0	0	0	0	0	0	0	0	0	0	0	
Pakistan	93	306	59	21	16	18	30	40	49	30	43	14	10	10	1	
Palestine ****	0	0	0	0	0	0	0	0	0	0	0	0	0	0		
Qatar	0	0	0	0	0	0	0	0	0	0	0	0	0	0		
Saudi Arabia	0	0	0	0	0	0	0	0	0	0	0	0	0	0		
Somalia	194	5	0	0	2	2	0	1	0	0	0	0	0	0		
Sudan	0	0	0	0	0	0	0	0	0	0	0	0	0	0		
Syria ****	35	1	1	0	0	0	0	0	0	0	0	0	0	0		
Tunisia	0	0	0	0	0	0	0	0	0	0	0	0	0	0		
U.A.E	0	0	0	0	0	0	0	0	0	0	0	0	0	0		
Yemen	0	0	0	0	0	0	0	0	0	0	0	0	0	0		
Total EMR	336	342	66	22	20	22	30	42	56	37	47	15	11	10	1	

**** UNRWA cases are included with those of country of residence



Table 3: Investigation of AFP cases with paralysis onset in 2014 & 2015 up to Week (16/15) / Ending on : 19/04/15

COUNTRY	2014											2015											Latest line List Date				
	AFP									Specimen		Wild cases ****		AFP										Specimen		Wild cases ****	
	Total AFP cases onset 2014	Case classification					Non polio AFP rate **	AFP cases pending classification > 90 days from onset of paralysis	AFP cases pending classification and lab > 90 days from onset of paralysis	% with *** adequate specimens	Wild P1 Poliovirus	Wild P3 Poliovirus	Total AFP cases onset 2015	Case classification					Annualized Non polio AFP rate **	AFP cases pending classification > 90 days from onset of paralysis	AFP cases pending classification and lab > 90 days from onset of paralysis	% with *** adequate specimens		Wild P1 Poliovirus	Wild P3 Poliovirus		
		Total Confirmed Polio Cases *	Polio Compatible	Pending Classification	Discarded (non polio AFP)	VDPV								Total Confirmed Polio Cases *	Polio Compatible	Pending Classification	Discarded (non polio AFP)	VDPV									
Afghanistan	2421	28	6	3	2384	0	12.7	3	0	92.4	28	0	828	1	0	198	629	0	14.7	4	0	95.3	1	0	19/04/15		
Bahrain	16	0	0	0	16	0	5.9	0	0	100.0	0	0	3	0	0	2	1	0	3.7	0	0	66.7	0	0	19/04/15		
Djibouti	3	0	0	1	2	0	1.0	1	0	66.7	0	0	2	0	0	2	0	0	2.3	1	0	50.0	0	0	29/03/15		
Egypt	1000	0	0	0	999	1	2.9	0	0	93.4	0	0	297	0	0	124	173	0	2.8	1	0	81.1	0	0	16/04/15		
Iran	753	0	0	0	751	2	4.2	0	0	96.0	0	0	210	0	0	22	188	0	3.9	0	0	97.1	0	0	18/04/15		
Iraq	590	2	1	0	587	0	4.0	0	0	88.6	2	0	144	0	0	31	113	0	3.3	0	0	86.1	0	0	18/04/15		
Jordan	62	0	0	0	62	0	2.5	0	0	96.8	0	0	29	0	0	14	15	0	3.5	1	0	89.7	0	0	16/04/15		
Kuwait	32	0	0	0	32	0	3.8	0	0	93.8	0	0	11	0	0	1	10	0	4.3	0	0	90.9	0	0	19/04/15		
Lebanon	50	0	0	0	50	0	2.6	0	0	70.0	0	0	26	0	0	14	12	0	4.1	0	0	92.3	0	0	18/04/15		
Libya	43	0	0	0	43	0	2.1	0	0	95.3	0	0	16	0	0	6	10	0	2.6	0	0	100.0	0	0	11/04/15		
Morocco	103	0	0	0	103	0	1.0	0	0	70.9	0	0	21	0	0	14	7	0	0.7	2	0	66.7	0	0	10/04/15		
Oman	34	0	0	0	34	0	4.3	0	0	97.1	0	0	9	0	0	2	7	0	3.5	0	0	77.8	0	0	06/04/15		
Pakistan	5341	306	38	71	4900	27	6.5	71	9	88.1	306	0	1116	21	0	194	899	2	4.7	22	3	91.0	21	0	19/04/15		
Palestine	21	0	0	0	21	0	1.2	0	0	90.5	0	0	12	0	0	6	6	0	2.3	0	0	83.3	0	0	19/04/15		
Qatar	7	0	0	0	7	0	2.3	0	0	100.0	0	0	3	0	0	2	1	0	3.4	0	0	100.0	0	0	19/04/15		
Saudi Arabia	227	0	0	0	227	0	2.5	0	0	97.8	0	0	68	0	0	50	18	0	2.4	0	0	100.0	0	0	19/04/15		
Somalia	420	5	0	5	410	0	7.4	5	0	96.7	5	0	96	0	0	12	84	0	5.6	0	0	96.9	0	0	17/04/15		
Sudan	442	0	0	0	442	0	2.7	0	0	97.3	0	0	117	0	0	20	97	0	2.3	0	0	99.1	0	0	19/04/15		
Syria	306	1	2	0	303	0	4.0	0	0	84.3	1	0	59	0	0	18	41	0	2.5	0	0	84.7	0	0	19/04/15		
Tunisia	44	0	0	0	44	0	1.7	0	0	81.8	0	0	9	0	0	5	4	0	1.1	0	0	77.8	0	0	17/04/15		
U.A.E	25	0	0	0	25	0	2.4	0	0	92.0	0	0	10	0	0	4	6	0	3.0	0	0	90.0	0	0	19/04/15		
Yemen	578	0	0	0	578	0	4.8	0	0	95.0	0	0	140	0	0	22	118	0	3.6	0	0	97.1	0	0	19/04/15		
EMR	12518	342	47	80	12020	30	4.9	80	9	90.8	342	0	3226	22	0	763	2439	2	4.3	31	3	91.9	22	0			
2013	11540	336	55	3	11091	56	4.6	3	0	90.1	336	0															

* Confirmed polio cases refer to wild isolation from AFP cases or from contacts of negative index AFP cases

** Non-polio AFP per 100,000 children <15 years

Totals of the year 2013 include South Sudan that has now moved to the African Region starting October 2013

*** Adequate here refers to two stool specimens collected at least 24 hours apart, within 14 days of paralysis onset

**** AFP cases co infected with P1 and P3 are counted separately as wild isolates



Table 4: Investigation of contacts of AFP cases with paralysis onset in 2015 up to Week (16/15) / Ending on : 19/04/15

Country	No. of AFP cases	No. of eligible AFP cases for contact sampling*	% of eligible AFP cases with contact samplings	% of eligible AFP cases with 3+ contacts	Total number of Contacts **	% of contacts under 5 years	% of contacts with specimens collected within 7 days of notification of index	% Contact specimens in lab within 3 days of collection	% Contact specimens positive for NPEV	% Contact specimens positive for Sabin like virus	No. of contacts positive for wild virus	% of wild polio virus isolation from contacts	No. of Contacts positive for VDPVs	No. of -ve index AFP cases identified positive by contact	No. of district identified infected from contacts
Afghanistan	828	39	76.9	76.9	340	97.4	62.9	17.6	22.5	5.9	0	0.0		0	0
Bahrain	3	1	0.0	0.0	0						0			0	0
Djibouti	2	1	0.0	0.0	0						0			0	0
Egypt	297	60	36.7	35.0	91	81.3	56.0	100.0	10.0	1.4	0	0.0		0	0
Iran	210	6	0.0	0.0	0						0			0	0
Iraq	144	20	65.0	40.0	140	75.0	20.0	87.6	7.1	3.5	0	0.0		0	0
Jordan	29	3	0.0	0.0	18	77.8	0.0	94.4	5.6	0.0	0	0.0		0	0
Kuwait	11	1	100.0	0.0	20	60.0	80.0	100.0	5.3	5.3	0	0.0		0	0
Lebanon	26	2	50.0	50.0	35	20.0	71.4	4.3	4.3	0.0	0	0.0		0	0
Libya	16	0			0						0			0	0
Morocco	21	7	28.6	0.0	4	0.0	0.0	33.3	0.0	0.0	0	0.0		0	0
Oman	9	2	0.0	0.0	0						0			0	0
Pakistan	1116	100	81.0	75.0	338	84.0	44.7	68.2	14.8	11.9	1	0.4		1	0
Palestine	12	2	0.0	0.0	0						0			0	0
Qatar	3	0			0						0			0	0
Saudi Arabia	68	0			0						0			0	0
Somalia	96	3	100.0	66.7	274	94.5	97.8	27.7	2.9	9.7	0	0.0		0	0
Sudan	117	1	100.0	100.0	40	82.5	85.0	70.0	20.0	0.0	0	0.0		0	0
Syria	59	9	66.7	55.6	122	27.9	90.2	47.6	2.9	2.9	0	0.0		0	0
Tunisia	9	2	50.0	0.0	1	0.0	100.0				0			0	0
U.A.E.	10	1	100.0	0.0	1	100.0	0.0				0			0	0
Yemen	140	4	75.0	75.0	357	53.8	81.8	3.2	17.2	1.6	0	0.0		0	0
Grand Total 2015	3226	264	62.5	55.3	1781	75.6	66.8	39.4	12.9	5.8	1	0.1		1	0
Grand Total 2014	12518	1163	75.4	68.8	7140	77.1	72.2	39.5	17.4	4.4	19	0.3	4	8	2

* Eligible refers to AFP cases with inadequate stool specimens

** Total number of contacts from eligible AFP cases and from other AFP cases as per with country criteria for contact sampling

Last wild contacts in EMRO, 01/01/2014 - 19/04/2015

Year	Country	Count of wild contacts	Date of Most Recent stool collection
2014	Pakistan	14	21/01/15
	Afghanistan	4	13/11/14
	IRQ	1	26/02/14
2014 Total		19	21/01/15
2015	Pakistan	1	08/02/15
2015 Total		1	08/02/15

Number and distribution by district of -ve index AFP cases identified as wild positive by contact in EMR, 2014-2015

Year	COUNTRY	PROVINCE	DISTRICT	Count	First case	Last case	
2014	AFG	NANGARH/ BEHSUD		1	21/10/14	21/10/14	
			KANDAHAF SPINBOLDAK	1	19/10/14	19/10/14	
			KANDAHAR	1	02/09/14	02/09/14	
		AFG Total			3	02/09/14	21/10/14
	PAK	BALOCHIST QUETTA		1	30/08/14	30/08/14	
			KHYBER PAK NOWSHERA	1	21/12/14	21/12/14	
		PESHAWAR		1	16/09/14	16/09/14	
			BANNU	1	03/03/14	03/03/14	
		FATA	WAZIR-S	1	18/12/14	18/12/14	
		PAK Total			5	03/03/14	21/12/14
	2014 Total			8	03/03/14	21/12/14	
2015	PAK	KHYBER PAK TANK		1	25/01/15	25/01/15	
				1	25/01/15	25/01/15	
	2015 Total			1	25/01/15	25/01/15	



AFP SURVEILLANCE

20-Apr-15

Week 16, ending 19 April 2015

Number 863

Table 5: Laboratory investigation of AFP cases with paralysis onset in 2015 up to Week (16/15) / Ending on : 19/04/15

Country	Polio laboratories Sequencing performed by CDC and RIVM laboratories	AFP cases with specimens	Preliminary virus isolation results of AFP cases						Poliovirus intratypic differentiation results #										Indicators				Latest report Date				
			Referred for ITD		NPEV only	Negative	Pending		Type 1			Type 2			Type 3			Discordant pending sequence	NPEV by PCR	Non-EV	Pending ITD	% specimens positive for NPEV*		% AFP cases with culture results within 14 days	% AFP cases with ITD results within 7 days	% AFP cases with ITD results within 45 days of onset**	
			L20B+	L20B+/NPEV			received < / = 14 days	received > 14 days ago	Wild	Sabin	VDPV	Wild	Sabin	VDPV	Wild	Sabin	VDPV										
Afghanistan	RRL Pakistan	797	53	5	121	502	116		1	30			22			29							16%	100%	98%	100%	19/04/2015
Bahrain	PNL Oman	3				3																0%	100%		100%	13/04/2015	
Djibouti	NPL Kenya	2						2																		29/03/2015	
Egypt***	RRL Egypt	281	5	1	30	194	36	15	1			1			4			1	1			8%	100%	100%	98%	16/04/2015	
Iran	NPL Iran	208	5		1	187	15			3					1					1		0%	100%	100%	99%	11/04/2015	
Iraq	PNL Iraq, RRL Egypt	143	7		14	106	14	2	1			2			2				1			10%	100%	100%	100%	16/04/2015	
Jordan	PNL Jordan, RRL Tunisia	30			1	25	4															8%	100%			16/04/2015	
Kuwait	RRL Kuwait																									12/04/2015	
Lebanon	RRL Egypt	18	1			17													1			1%	100%	100%	94%	16/04/2015	
Libya	RRL Tunisia	15				12	3															0%	100%		83%	19/04/2015	
Morocco	PNL Morocco, RRL Tunisia	17			1	15		1														5%	100%		100%	17/04/2015	
Oman	NPL Oman	8				8																16%	100%		100%	13/04/2015	
Pakistan	RRL Pakistan	1269	124	16	179	751	195	5	20	46			40	2	56			1	2			15%	100%	100%	98%	19/04/2015	
Palestine & UNRWA		12				10		2														0%	0%		100%	19/04/2015	
Qatar	NPL Oman	3				2	1															0%	100%		100%	13/04/2015	
Saudi Arabia	PNL Saudi Arabia, NPL Oman	75			3	57	11	4														5%	100%		100%	19/04/2015	
Somalia	NPL Kenya	96	7	2	7	69	7	4	4			1			6							11%	13%		100%	17/04/2015	
Sudan	PNL Sudan, RRL Egypt	108	2		12	77	10	7	1			1			1			1				15%	99%	100%	100%	14/04/2015	
Syria	PNL Syria, RRL Tunisia	64	4		2	49	7	2							2							3%	100%	100%	100%	16/04/2015	
Tunisia	RRL Tunisia	14				11	3															0%	100%		100%	19/04/2015	
U.A.E	NPL Oman	8	1			5	2		1													0%	100%	100%	83%	13/04/2015	
Yemen	RRL Egypt	120	1		22	97			1			1										15%	99%	100%	85%	16/04/2015	
Total EMR 2015		3291	210	24	393	2197	424	44	21	88			68	2	101			3	3	2	1	12%	97%	100%	98%		
Total EMR 2014		12289	954	93	2202	9037		1	334	339	1		169	26	344			3	18	3		16%	94%	95%	97%		

* Specimens from all sources including non-AFP cases, excluding environmental samples

** This indicator reflects surveillance and laboratory activities



Environmental surveillance initiated in **Egypt** in September 2000 showed the following:

Result	2010	2011	2012	2013	2014	2015
Negative	183	178	196	304	410	87
Pending						28
Wild			2			
VDPVP2			7	3	2	
VDPVP1			1		1	
Total	183	178	206	307	413	115

YEAF	Province	Site	Count	First date	Last Date
2014	VDPVP2	GIZA	1	30/09/14	30/09/14
		AL WASLA	1	04/03/14	04/03/14
	VDPVP2 Total		2	04/03/14	30/09/14
	VDPVP1	QALUBIA	1	20/04/14	20/04/14
	VDPVP1 Total		1	20/04/14	20/04/14

Environmental surveillance initiated in **Pakistan** in 2009 and **Afghanistan** in 2014 showed the following:

COUNTRY1	Status	2009	2010	2011	2012	2013	2014	2015
AFG	Negative					9	78	18
	Pending							11
	Wild						17	6
AFG Total						9	95	35
PAK	Negative	27	77	68	151	257	244	74
	Pending						1	22
	Wild	18	79	136	88	65	127	26
PAK Total		45	156	204	239	322	372	122

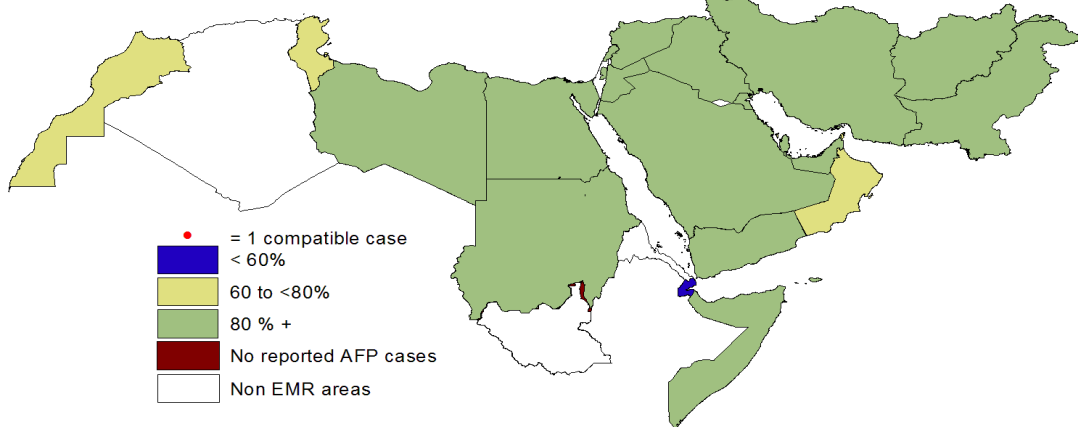
Year	COUNTRY	SITEDIST	SITENAME	Count	Wild	First date	Last date	
2015	AFG	NANGARHAR	RADOR BRIDGE	1		22/02/2015	22/02/2015	
			HILMAND	BOLAN BRIDGE	1		25/01/2015	25/01/2015
		KANDAHAR	RADIO MAHALLIE	1		22/02/2015	22/02/2015	
			ZARAT BAGH	1		24/01/2015	24/01/2015	
			KHANDAK	1		04/01/2015	04/01/2015	
			RAROBAT	1		26/01/2015	26/01/2015	
	AFG Total				6		04/01/2015	22/02/2015
	PAK	RAWALPINDI	DHOKE DALLAL	1		10/03/2015	10/03/2015	
			PESHAWAR	LARA MA	3		03/01/2015	26/02/2015
		SUKKUR	SHAHEEN TOWN	3		10/01/2015	10/03/2015	
			MAKKA PUMPING STATION	2		06/01/2015	04/02/2015	
		KHI.GULSHAN-E-IQBAL TOWN	MIANI PUMPING STATION	2		05/02/2015	05/03/2015	
			CHAKORA NULLA	1		13/01/2015	13/01/2015	
		LAHORE	RASHID MINHAS RD LAY	1		02/03/2015	02/03/2015	
			MULTAN ROAD STATION	1		19/02/2015	19/02/2015	
		JACOBABAD	OUTFALL STATION	1		12/01/2015	12/01/2015	
			SADDAR PUMPING STATION	2		08/01/2015	06/02/2015	
		KHI.GADAP TOWN	BALDIA COMPOSITE	2		06/01/2015	04/02/2015	
			COMPOSITE SAMPLE	1		20/01/2015	20/01/2015	
			SOHRAB GOTH	1		22/01/2015	22/01/2015	
		HYDERABAD	TULSIDAS PUMPING STATION	1		03/02/2015	03/02/2015	
			QUETTA	JAM-E-SALFIA	1		12/01/2015	12/01/2015
		KABDULLAH	JATAK KILLI & TAKHTHANI BY PASS	1		28/01/2015	28/01/2015	
			HADI PACKET	1		15/01/2015	15/01/2015	
		CDA	SABZI MANDI	1		12/01/2015	12/01/2015	
			PAK Total				26	
2015 Total				32		03/01/2015	10/03/2015	



Non polio AFP rate and wild virus in EMR, 01/01/2015 - 19/04/2015



Percent of AFP cases with adequate samples and compatible cases in EMR, 01/01/2015 - 19/04/2015



Wild polio cases by country and date of onset of paralysis in EMR, 2014-2015

Year	COUNTRY	Count	First Case	Last Case
2014	PAK	306	03/01/14	26/12/14
	AFG	28	14/01/14	04/12/14
	SOM	5	11/05/14	11/08/14
	IRQ	2	10/02/14	07/04/14
	SYR	1	21/01/14	21/01/14
2014 Total		342	03/01/14	26/12/14
2015	PAK	21	03/01/15	17/03/15
	AFG	1	21/01/15	21/01/15
2015 Total		22	03/01/15	17/03/15

Last reported wild Polio P3 from Pakistan with date of onset 18/04/2012



World Health Organization – Regional Office for Eastern Mediterranean

AFP SURVEILLANCE

Week 16, ending 19 April 2015

20-Apr-15

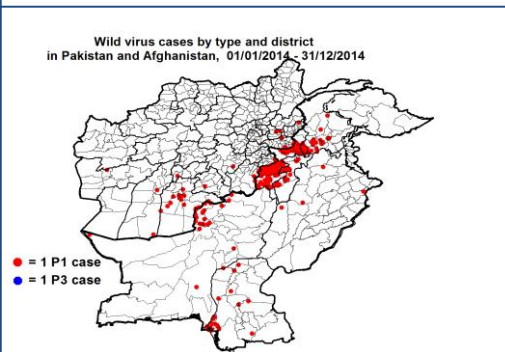
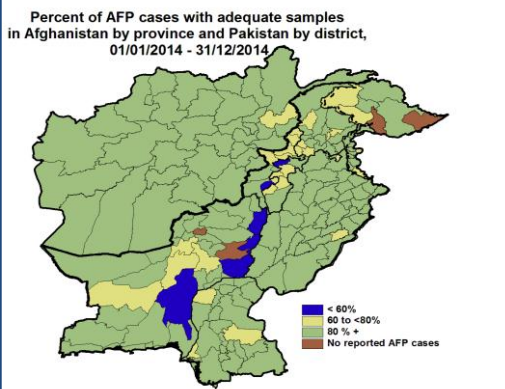
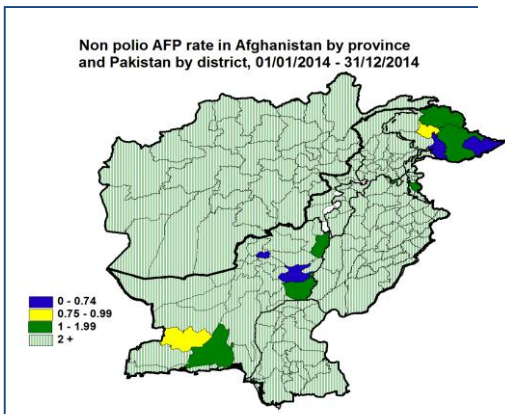
Number 863

Wild Polio cases by district and date of onset of paralysis,
Afghanistan 2014

PROVINCE	DISTRICT	P1		
		Count	First case	Last case
KANDAHAR	PANJWAYI	3	18/09/14	04/12/14
	SPINBOLDAK	2	19/10/14	26/11/14
	KANDAHAR	5	01/09/14	05/11/14
	ZHERAY	1	20/10/14	20/10/14
	ARGHANDAB (K)	1	04/10/14	04/10/14
	SHAHWALIKOT	1	23/09/14	23/09/14
HILMAND	GARMSER	1	17/11/14	17/11/14
	NAHR-E-SARAJ	1	15/10/14	15/10/14
ZABUL	QALAT	1	22/10/14	22/10/14
NANGARHAR	BEHSUD	1	21/10/14	21/10/14
	ACHIN	1	15/05/14	15/05/14
	MUHMAND DARA	1	25/02/14	25/02/14
PAKTIKA	BERMEL	2	23/08/14	29/09/14
GHAZNI	GIRO	1	27/09/14	27/09/14
KHOST	TEREZAYI	1	17/06/14	17/06/14
FARAH	KHAK-E-SAFED	1	03/06/14	03/06/14
URUZGAN	DEHRAWUD	1	20/05/14	20/05/14
LAGHMAN	ALINGAR	2	14/01/14	06/04/14
KUNAR	GHAZIABAD	1	31/01/14	31/01/14
Grand Total		28	14/01/14	04/12/14

Wild Polio cases by district and date of onset of
paralysis, Pakistan 2014

PROVINCE	DISTRICT	Count	First case	Last case	
BALOCHISTAN	JAFARABAD	1	26/12/14	26/12/14	
	KABDULAH	13	02/07/14	18/12/14	
	CHAGHAI	1	13/12/14	13/12/14	
	PISHIN	1	26/11/14	26/11/14	
	NSIRABAD	1	20/11/14	20/11/14	
	QUETTA	5	03/08/14	11/11/14	
	KSAIFULAH	1	06/11/14	06/11/14	
	KHUZDAR	1	23/10/14	23/10/14	
	ZHOB	1	29/09/14	29/09/14	
	KHYBER PAKHTOON	NOWSHERA	4	06/09/14	21/12/14
		PESHAWAR	29	31/01/14	02/12/14
KOHAT		1	19/11/14	19/11/14	
SWAT		2	03/11/14	14/11/14	
TANK		7	29/07/14	03/11/14	
KARAK		1	02/11/14	02/11/14	
CHARSADA		1	16/10/14	16/10/14	
MARDAN		5	15/06/14	10/10/14	
LAKKIMRWT		3	24/06/14	22/09/14	
BUNIR		3	17/08/14	13/09/14	
TORGHAR		1	06/09/14	06/09/14	
BANNU		11	26/01/14	30/07/14	
SINDH		NFEROZ	1	21/12/14	21/12/14
		LARKANA	1	04/12/14	04/12/14
	SANGHAR	2	24/06/14	29/11/14	
	SHIKARPUR	1	28/10/14	28/10/14	
	KHISITE	2	04/05/14	26/10/14	
	KHIBINQASIM	2	30/08/14	22/10/14	
	BADIN	1	13/10/14	13/10/14	
	KHIKORANGI	2	27/09/14	01/10/14	
	DADU	1	26/09/14	26/09/14	
	KHIGADAP	10	26/03/14	20/09/14	
	KHILIAQAT	1	01/09/14	01/09/14	
	KHIORANGI	2	30/03/14	17/08/14	
	KHILANDHI	2	06/06/14	08/07/14	
	KHINORTH	1	20/06/14	20/06/14	
	KHIBALDIA	1	10/02/14	10/02/14	
PUNJAB	DGKHAN	1	20/12/14	20/12/14	
	SHEIKUPURA	1	18/09/14	18/09/14	
	BHAKKAR	1	16/08/14	16/08/14	
	CHAKWAL	1	07/07/14	07/07/14	
FATA	WAZIR-S	24	12/02/14	18/12/14	
	KHYBER	76	12/01/14	17/12/14	
	FR BANNU	9	14/02/14	22/11/14	
	WAZIR-N	70	03/01/14	16/09/14	
Grand Total		306	03/01/14	26/12/14	





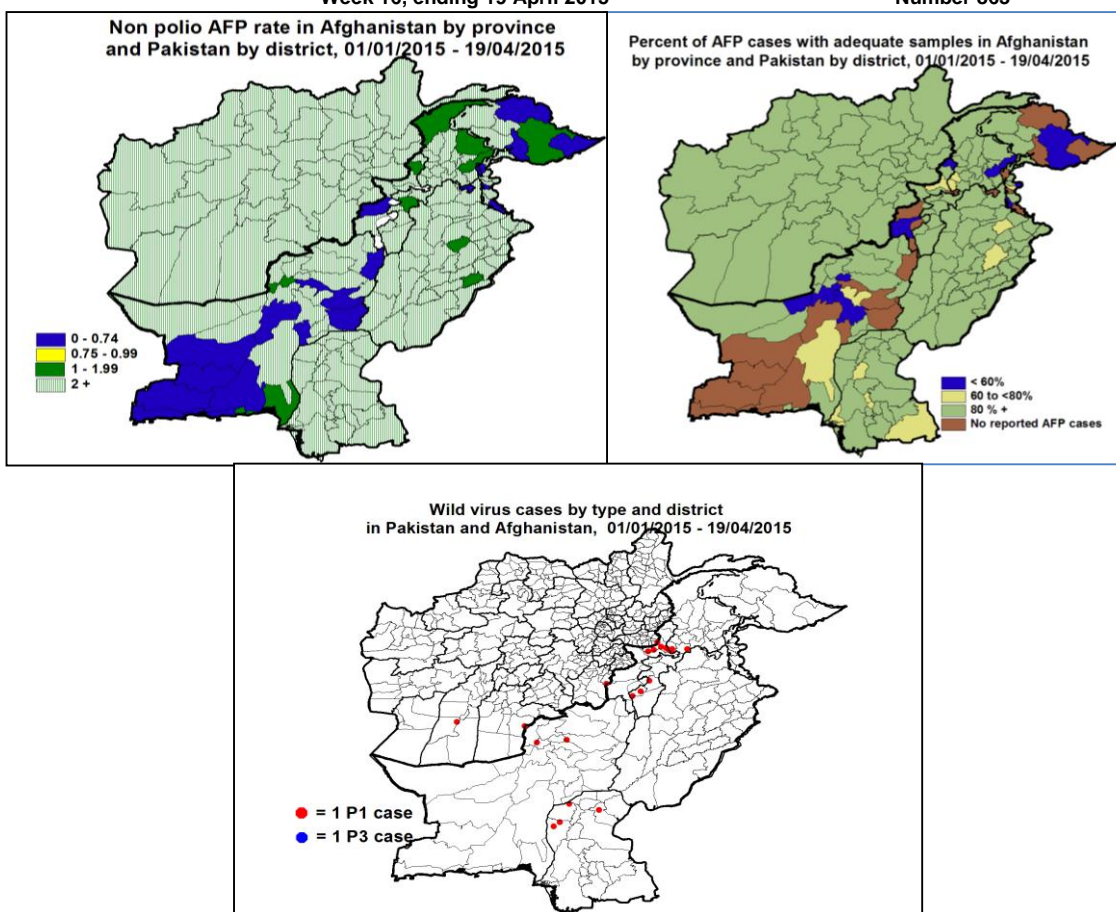
World Health Organization – Regional Office for Eastern Mediterranean

AFP SURVEILLANCE

Week 16, ending 19 April 2015

20-Apr-15

Number 863

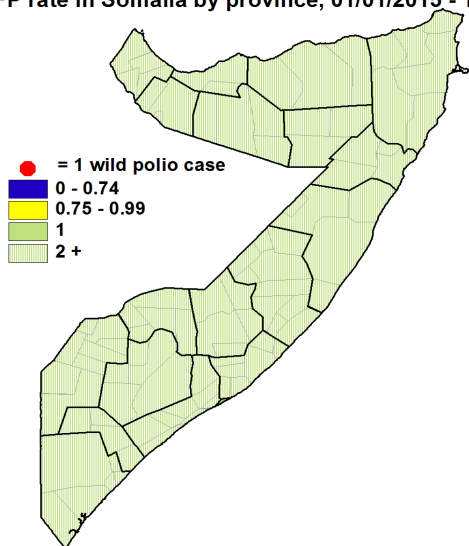


Wild Polio cases by district and date of onset of paralysis, Afghanistan & Pakistan 2015

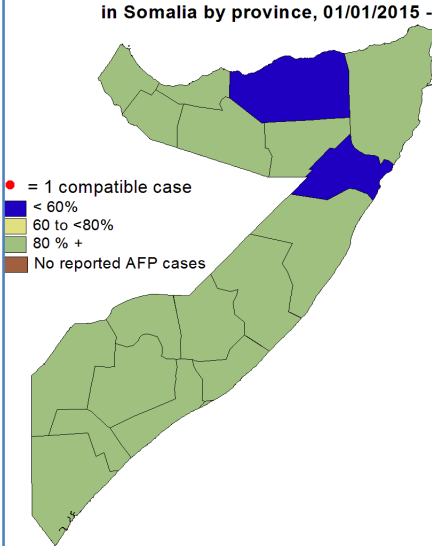
COUNTRY	PROVINCE	DISTRICT	Count	First case	Last case
AFG	HILMAND	REG	1	21/01/15	21/01/15
AFG Total			1	21/01/15	21/01/15
PAK	KHYBER PA	PESHAWAR	4	17/01/15	17/03/15
		TANK	2	03/01/15	25/01/15
		LAKKIMRWT	1	07/01/15	07/01/15
		NOWSHERA	1	05/01/15	05/01/15
	FATA	KHYBER	5	05/01/15	24/02/15
		WAZIR-S	1	07/01/15	07/01/15
	BALOCHIST	QUETTA	1	20/02/15	20/02/15
		LORALAI	1	09/02/15	09/02/15
		KABDULAH	1	03/02/15	03/02/15
	SINDH	DADU	2	10/02/15	19/02/15
SUKKUR		1	13/02/15	13/02/15	
KAMBAR		1	04/01/15	04/01/15	
PAK Total			21	03/01/15	17/03/15
Grand Total			22	03/01/15	17/03/15



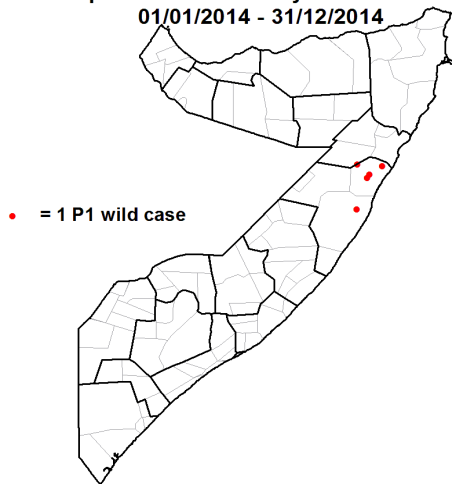
Non polio AFP rate in Somalia by province, 01/01/2015 - 19/04/2015



Percent of AFP cases with adequate samples and compatible cases in Somalia by province, 01/01/2015 - 19/04/2015


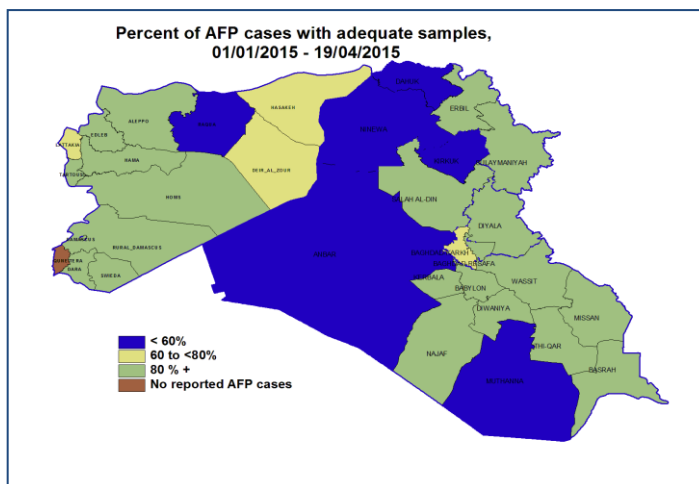
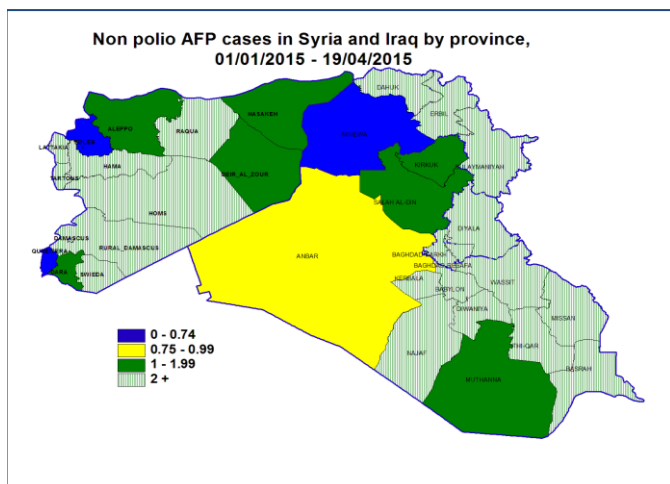


P1 wild polio virus cases by district in Somalia, 01/01/2014 - 31/12/2014



Wild Polio cases by district and date of onset of paralysis, Somalia 2014

Year	PROVINCE	DISTRICT	Count	First case	Last case
2014	MUDUG	HOBYO	1	11/08/14	11/08/14
		JARIBAN	4	11/05/14	03/06/14
2014 Total			5	11/05/14	11/08/14


Wild Polio cases by district and date of onset of paralysis, Iraq - Syria 2014

COUNTRY	PROVINCE	DISTRICT	P1		
			Count	First case	Last case
IRQ	BAGHDAD-RESAFA	MADA'IN	1	07/04/14	07/04/14
		SHA'B	1	10/02/14	10/02/14
IRQ Total			2	10/02/14	07/04/14
SYR	HAMA	SALAMEYEH	1	21/01/14	21/01/14
SYR Total			1	21/01/14	21/01/14
Grand Total			3	21/01/14	07/04/14



Circulating VDPV cases and date of onset of paralysis in EMR countries by districts 2014-2015

Year	COUNTRY	PROVINCE	DISTRICT	cVDPV2		
				Count	First Case	Last Case
2014	PAK	SINDH	KHIGADAP	1	13/12/14	13/12/14
		FATA	KHYBER	3	27/05/14	15/11/14
			FR BANNU	8	24/01/14	27/05/14
			WAZIR-N	7	03/01/14	12/04/14
		KHYBER PAKHTOON	PESHAWAR	1	01/08/14	01/08/14
			LAKKIMRWT	1	08/05/14	08/05/14
			BANNU	1	03/05/14	03/05/14
	PAK Total			22	03/01/14	13/12/14

In 2014, 1 AFP case in Pakistan was identified as VDPV by contact

In 2014, 1 AFP case in Pakistan from Khyber district, FATA province with date of onset 27/05/2014 was identified as WPV1 & cVDPV2. The case is classified as wild and reflected in page -2- table (3), pages 6 & 7 of the polio fax. Accordingly final number of cVDPV cases in Pakistan for 2014 is (22)