



AFP SURVEILLANCE

27-Apr-15

Week 17, ending 26 April 2015

Number 864

Table 1: Acute Flaccid Paralysis (AFP) cases by week of onset

Country	Reported AFP cases by week of onset - Week (17/15) / Ending on : 26/04/15															
	Total AFP 2013	Total AFP 2014	Total AFP to date, 2015	W 06 08 Feb 15	W 07 15 Feb 15	W 08 22 Feb 15	W 09 01 Mar 15	W 10 08 Mar 15	W 11 15 Mar 15	W 12 22 Mar 15	W 13 29 Mar 15	W 14 05 Apr 15	W 15 12 Apr 15	W 16 19 Apr 15	W 17 26 Apr 15	
Afghanistan	1897	2421	867	55	63	56	53	58	60	54	69	61	55	30	6	
Bahrain	12	16	3	0	1	0	0	0	0	1	0	0	0	0	0	
Djibouti	7	3	3	0	0	0	0	0	1	0	0	0	1	0	0	
Egypt	1007	1000	307	17	13	19	21	15	21	34	29	21	19	13		
Iran	708	753	210	15	20	9	16	14	11	9	12	7	2	1		
Iraq	444	590	155	8	12	11	18	5	5	12	4	8	7	4		
Jordan ****	35	62	31	3	1	1	3	1	1	4	2	3	1	2		
Kuwait	39	32	11	1	1	0	2	0	0	3	0	0	1	0	0	
Lebanon ****	33	50	28	0	1	1	3	2	3	4	1	2	2	2		
Libya	58	43	18	2	1	0	1	2	1	1	2	2	0	0		
Morocco	106	103	21	1	3	2	2	1	3	0	1	1				
Oman	20	34	9	0	2	2	0	1	0	2	0	0				
Pakistan	4790	5343	1195	91	75	83	90	96	93	89	79	60	55	5	0	
Palestine ****	38	21	13	0	0	2	0	1	2	0	1	0	0	0	1	
Qatar	8	7	3	0	0	0	0	0	1	0	1	0	0	0	0	
Saudi Arabia	220	227	77	2	5	6	4	6	7	7	7	4	3	3	0	
Somalia	546	420	96	7	13	7	10	11	13	2	4	4	1	0		
Sudan	410	442	117	7	10	11	9	8	7	6	13	10	2	0		
Syria ****	180	306	66	4	3	5	8	8	3	3	7	1	3	2		
Tunisia	43	44	15	0	0	0	2	2	1	0	0	2	1	1		
U.A.E	31	25	10	0	2	0	0	1	0	0	2	0	0	0	0	
Yemen	614	578	144	9	10	13	16	12	13	5	13	1	1	2	1	
<b>Total EMR</b>	<b>11246</b>	<b>12520</b>	<b>3399</b>	<b>222</b>	<b>236</b>	<b>228</b>	<b>258</b>	<b>244</b>	<b>246</b>	<b>236</b>	<b>247</b>	<b>187</b>	<b>154</b>	<b>65</b>	<b>8</b>	

No data = No report received

Totals of the year 2013 include South Sudan that has now moved to the African Region starting October 2013

Table 2: Confirmed polio cases by month of onset

Country	Total year 2013	Total year 2014	26/04		Confirmed polio cases by month of onset											
			2014	2015	May 2014	June 2014	July 2014	August 2014	September 2014	October 2014	November 2014	December 2014	January 2015	February 2015	March 2015	April 2015
Afghanistan	14	28	4	1	2	2	0	1	7	7	4	1	1			
Bahrain	0	0	0	0	0	0	0	0	0	0	0	0	0	0	0	
Djibouti	0	0	0	0	0	0	0	0	0	0	0		0	0		
Egypt	0	0	0	0	0	0	0	0	0	0	0	0	0	0		
Iran	0	0	0	0	0	0	0	0	0	0	0	0	0	0		
Iraq	0	2	2	0	0	0	0	0	0	0	0	0	0	0		
Jordan ****	0	0	0	0	0	0	0	0	0	0	0	0	0	0		
Kuwait	0	0	0	0	0	0	0	0	0	0	0	0	0	0	0	
Lebanon ****	0	0	0	0	0	0	0	0	0	0	0	0	0	0		
Libya	0	0	0	0	0	0	0	0	0	0	0	0	0			
Morocco	0	0	0	0	0	0	0	0	0	0	0	0	0			
Oman	0	0	0	0	0	0	0	0	0	0	0	0	0	0	0	
Pakistan	93	306	62	22	16	18	30	40	49	30	43	14	10	10	2	
Palestine ****	0	0	0	0	0	0	0	0	0	0	0	0	0	0	0	
Qatar	0	0	0	0	0	0	0	0	0	0	0	0	0	0		
Saudi Arabia	0	0	0	0	0	0	0	0	0	0	0	0	0			
Somalia	194	5	0	0	2	2	0	1	0	0	0	0	0	0		
Sudan	0	0	0	0	0	0	0	0	0	0	0	0	0	0		
Syria ****	35	1	1	0	0	0	0	0	0	0	0	0	0	0		
Tunisia	0	0	0	0	0	0	0	0	0	0	0	0	0			
U.A.E	0	0	0	0	0	0	0	0	0	0	0	0	0	0		
Yemen	0	0	0	0	0	0	0	0	0	0	0	0	0	0		
<b>Total EMR</b>	<b>336</b>	<b>342</b>	<b>69</b>	<b>23</b>	<b>20</b>	<b>22</b>	<b>30</b>	<b>42</b>	<b>56</b>	<b>37</b>	<b>47</b>	<b>15</b>	<b>11</b>	<b>10</b>	<b>2</b>	<b>0</b>

\*\*\*\* UNRWA cases are included with those of country of residence



## World Health Organization – Regional Office for Eastern Mediterranean

## AFP SURVEILLANCE

27-Apr-15

Week 17, ending 26 April 2015

Number 864

Table 3: Investigation of AFP cases with paralysis onset in 2014 &amp; 2015 up to Week (17/15) / Ending on : (26/04/2015)

COUNTRY	2014												2015												Latest line List Date		
	AFP										Specimen	Wild cases ****		AFP										Specimen		Wild cases ****	
	Total AFP cases onset 2014	Case classification					Non polio AFP rate **	AFP cases pending classification > 90 days from onset of paralysis	AFP cases pending classification and lab > 90 days from onset of paralysis	% with *** adequate specimens	Wild P1 Poliovirus	Wild P3 Poliovirus	Total AFP cases onset 2015	Case classification					Annualized Non polio AFP rate **	AFP cases pending classification > 90 days from onset of paralysis	AFP cases pending classification and lab > 90 days from onset of paralysis	% with *** adequate specimens	Wild P1 Poliovirus	Wild P3 Poliovirus			
		Total Confirmed Polio Cases *	Polio Compatible	Pending Classification	Discarded (non polio AFP)	VDPV								Total Confirmed Polio Cases *	Polio Compatible	Pending Classification	Discarded (non polio AFP)	VDPV									
Afghanistan	2421	28	6	3	2384	0	12.7	3	0	92.4	28	0	867	1	0	160	706	0	14.4	5	0	95.3	1	0	26/04/2015		
Bahrain	16	0	0	0	16	0	5.9	0	0	100.0	0	0	3	0	0	2	1	0	3.5	0	0	66.7	0	0	26/04/2015		
Djibouti	3	0	0	3	0	0	1.0	3	1	66.7	0	0	3	0	0	3	0	0	3.2	1	0	66.7	0	0	26/04/2015		
Egypt	1000	0	0	0	999	1	2.9	0	0	93.4	0	0	307	0	0	89	218	0	2.7	1	0	84.4	0	0	23/04/2015		
Iran	753	0	0	0	751	2	4.2	0	0	96.0	0	0	210	0	0	22	188	0	3.6	0	0	97.1	0	0	18/04/2015		
Iraq	590	2	1	0	587	0	4.0	0	0	88.6	2	0	155	0	0	35	120	0	3.4	1	0	85.2	0	0	23/04/2015		
Jordan	62	0	0	0	62	0	2.5	0	0	96.8	0	0	31	0	0	16	15	0	3.5	1	0	87.1	0	0	23/04/2015		
Kuwait	32	0	0	0	32	0	3.8	0	0	93.8	0	0	11	0	0	1	10	0	4.0	0	0	90.9	0	0	26/04/2015		
Lebanon	50	0	0	0	50	0	2.6	0	0	70.0	0	0	28	0	0	12	16	0	4.1	0	0	85.7	0	0	25/04/2015		
Libya	43	0	0	0	43	0	2.1	0	0	95.3	0	0	18	0	0	6	12	0	2.7	0	0	100.0	0	0	25/04/2015		
Morocco	103	0	0	0	103	0	1.0	0	0	70.9	0	0	21	0	0	14	7	0	0.6	2	0	66.7	0	0	10/04/2015		
Oman	34	0	0	0	34	0	4.3	0	0	97.1	0	0	9	0	0	2	7	0	3.3	0	0	77.8	0	0	06/04/2015		
Pakistan	5343	306	38	70	4903	27	6.5	70	8	88.1	306	0	1195	22	0	172	999	2	4.7	25	3	90.5	22	0	26/04/2015		
Palestine	21	0	0	0	21	0	1.2	0	0	90.5	0	0	13	0	0	7	6	0	2.3	0	0	84.6	0	0	26/04/2015		
Qatar	7	0	0	0	7	0	2.3	0	0	100.0	0	0	3	0	0	2	1	0	3.2	0	0	100.0	0	0	26/04/2015		
Saudi Arabia	227	0	0	0	227	0	2.5	0	0	97.8	0	0	77	0	0	54	23	0	2.6	0	0	98.7	0	0	26/04/2015		
Somalia	420	5	0	5	410	0	7.4	5	0	96.7	5	0	96	0	0	12	84	0	5.2	1	0	96.9	0	0	21/04/2015		
Sudan	442	0	0	0	442	0	2.7	0	0	97.3	0	0	117	0	0	20	97	0	2.2	0	0	99.1	0	0	19/04/2015		
Syria	306	1	2	0	303	0	4.0	0	0	84.3	1	0	66	0	0	14	52	0	2.7	0	0	86.4	0	0	25/04/2015		
Tunisia	44	0	0	0	44	0	1.7	0	0	81.8	0	0	15	0	0	10	5	0	1.8	0	0	73.3	0	0	24/04/2015		
U.A.E	25	0	0	0	25	0	2.4	0	0	92.0	0	0	10	0	0	4	6	0	2.8	0	0	90.0	0	0	19/04/2015		
Yemen	578	0	0	0	578	0	4.8	0	0	95.0	0	0	144	0	0	26	118	0	3.5	1	0	96.5	0	0	26/04/2015		
EMR	12520	342	47	81	12021	30	5.1	81	9	90.8	342	0	3399	23	0	683	2691	2	4.4	38	3	91.9	23	0			
2013	11540	336	55	2	11091	56	4.6	2	0	90.1	336	0															

\* Confirmed polio cases refer to wild isolation from AFP cases or from contacts of negative index AFP cases

\*\* Non-polio AFP per 100,000 children &lt;15 years

Totals of the year 2013 include South Sudan that has now moved to the African Region starting October 2013

\*\*\* Adequate here refers to two stool specimens collected at least 24 hours apart, within 14 days of paralysis onset

\*\*\*\* AFP cases co infected with P1 and P3 are counted separately as wild isolates



## World Health Organization – Regional Office for Eastern Mediterranean

## AFP SURVEILLANCE

Week 17, ending 26 April 2015

27-Apr-15

Number 864

Table 4: Investigation of contacts of AFP cases with paralysis onset in 2015 up to Week (17/15) / Ending on : (26/04/2015)

Country	No. of AFP cases	No. of eligible AFP cases for contact sampling*	% of eligible AFP cases with contact samplings	% of eligible AFP cases with 3+ contacts	Total number of Contacts**	% of contacts under 5 years	% of contacts with specimens collected within 7 days of notification of index	% Contact specimens in lab within 3 days of collection	% Contact specimens positive for NPEV	% Contact specimens positive for Sabin like virus	No. of contacts positive for wild virus	% of wild polio virus isolation from contacts	No. of Contacts positive for VDPVs	No. of -ve index AFP cases identified positive by contact	No. of district identified infected from contacts
Afghanistan	867	41	78.0	75.6	355	97.5	62.5	17.6	22.2	5.5	0	0.0		0	0
Bahrain	3	1	0.0	0.0	0						0			0	0
Djibouti	3	1	0.0	0.0	0						0			0	0
Egypt	307	52	44.2	42.3	100	81.0	60.0	100.0	8.9	1.3	0	0.0		0	0
Iran	210	6	0.0	0.0	0						0			0	0
Iraq	155	23	60.9	34.8	155	72.9	20.6	86.4	9.1	5.3	0	0.0		0	0
Jordan	31	4	0.0	0.0	18	77.8	0.0	94.4	5.6	0.0	0	0.0		0	0
Kuwait	11	1	100.0	0.0	20	60.0	80.0	100.0	5.3	5.3	0	0.0		0	0
Lebanon	28	4	25.0	25.0	35	20.0	71.4	3.8	3.8	0.0	0	0.0		0	0
Libya	18	0			0						0			0	0
Morocco	21	7	28.6	0.0	4	0.0	0.0	33.3	0.0	0.0	0	0.0		0	0
Oman	9	2	0.0	0.0	0						0			0	0
Pakistan	1195	113	77.9	72.6	365	84.4	45.5	63.9	16.5	10.4	1	0.3		1	0
Palestine	13	2	0.0	0.0	0						0			0	0
Qatar	3	0			0						0			0	0
Saudi Arabia	77	1	0.0	0.0	0						0			0	0
Somalia	96	3	100.0	66.7	277	94.6	97.8	27.7	2.9	9.7	0	0.0		0	0
Sudan	117	1	100.0	100.0	40	82.5	85.0	70.0	20.0	0.0	0	0.0		0	0
Syria	66	9	77.8	66.7	135	27.4	90.4	47.5	2.5	2.5	0	0.0		0	0
Tunisia	15	4	25.0	0.0	1	0.0	100.0				0			0	0
U.A.E.	10	1	100.0	0.0	1	100.0	0.0				0			0	0
Yemen	144	5	60.0	60.0	360	54.2	81.9	3.2	17.2	1.6	0	0.0		0	0
<b>Grand Total 2015</b>	<b>3399</b>	<b>281</b>	<b>63.0</b>	<b>55.5</b>	<b>1866</b>	<b>75.5</b>	<b>66.7</b>	<b>39.7</b>	<b>13.4</b>	<b>5.7</b>	<b>1</b>	<b>0.1</b>		<b>1</b>	<b>0</b>
<b>Grand Total 2014</b>	<b>12520</b>	<b>1165</b>	<b>75.3</b>	<b>68.7</b>	<b>7140</b>	<b>77.1</b>	<b>72.1</b>	<b>39.5</b>	<b>17.4</b>	<b>4.4</b>	<b>19</b>	<b>0.3</b>	<b>4</b>	<b>8</b>	<b>2</b>

\* Eligible refers to AFP cases with inadequate stool specimens

Totals of the year 2013 include South Sudan that has now moved to the African Region starting October 2013

\*\* Total number of contacts from eligible AFP cases and from other AFP cases as per with country criteria for contact sampling

## Last wild contacts in EMRO, 01/01/2014 - 26/04/2015

Year	Country	Count of wild contacts	Date of Most Recent stool collection
2014	Pakistan	14	21/01/2015
	Afghanistan	4	13/11/2014
	IRQ	1	26/02/2014
	<b>2014 Total</b>	<b>19</b>	<b>21/01/2015</b>
2015	Pakistan	1	08/02/2015
<b>2015 Total</b>		<b>1</b>	<b>08/02/2015</b>

## Number and distribution by district of -ve index AFP cases identified as wild positive by contact in EMR, 2014 -2015

ONSETYR	COUNTRY	PROVINCE	DISTRICT	P1 Count	First case	Last case
2014	AFG	NANGARHAR	BEHSUD	1	21/10/2014	21/10/2014
			SPINBOLDAK	1	19/10/2014	19/10/2014
	AFG Total	KANDAHAR	KANDAHAR	1	02/09/2014	02/09/2014
			<b>3</b>	<b>02/09/2014</b>	<b>21/10/2014</b>	
2014	PAK	BALOCHISTAN	QUETTA	1	30/08/2014	30/08/2014
			NOWSHERA	1	21/12/2014	21/12/2014
		PESHAWAR		1	16/09/2014	16/09/2014
			BANNU	1	03/03/2014	03/03/2014
		FATA	WAZIR-S	1	18/12/2014	18/12/2014
			<b>PAK Total</b>	<b>5</b>	<b>03/03/2014</b>	<b>21/12/2014</b>
<b>2014 Total</b>		<b>8</b>	<b>03/03/2014</b>	<b>21/12/2014</b>		
2015	PAK	KHYBER PAKHTOON	TANK	1	25/01/2015	25/01/2015
			<b>PAK Total</b>	<b>1</b>	<b>25/01/2015</b>	<b>25/01/2015</b>
<b>2015 Total</b>		<b>1</b>	<b>25/01/2015</b>	<b>25/01/2015</b>		



**Table 5: Laboratory investigation of AFP cases with paralysis onset in 2015 up to Week (17/15) / Ending on : (26/04/2015)**

Country	Polio laboratories  Sequencing performed by CDC and RIVM laboratories	AFP cases with specimens	Preliminary virus isolation results of AFP cases						Poliovirus intratypic differentiation results #										Indicators				Latest report Date			
			Referred for ITD		NPEV only	Negative	Pending		Type 1			Type 2			Type 3			Discordant pending sequence	NPEV by PCR	Non-EV	Pending ITD	% specimens positive for NPEV*		% AFP cases with culture results within 14 days	% AFP cases with ITD results within 7 days	% AFP cases with ITD results within 45 days of onset**
			L20B+	L20B+/NPEV			received < / = 14 days	received > 14 days ago	Wild	Sabin	VPV	Wild	Sabin	VPV	Wild	Sabin	VPV									
Afghanistan	RRL Pakistan	854	58	6	145	560	85		1	32			23		34						17%	100%	98%	100%	23/04/2015	
Bahrain	PNL Oman	3				3															0%	100%		100%	20/04/2015	
Djibouti	NPL Kenya	3					1	2																	26/04/2015	
Egypt***	RRL Egypt	296	7	1	38	216	27	7		2			1		4			2	1		9%	100%	100%	98%	23/04/2015	
Iran	NPL Iran	233	5		1	208	17	2		3					1		1				0%	100%	100%	99%	25/04/2015	
Iraq	RRL Egypt	153	7		16	111	16	3		1			2		2			1			11%	100%	100%	100%	23/04/2015	
Jordan	RRL Tunisia	32			1	28	3														8%	100%			23/04/2015	
Kuwait	RRL Kuwait																								26/04/2015	
Lebanon	RRL Egypt	25	1			17	7											1			1%	100%	100%	94%	23/04/2015	
Libya	RRL Tunisia	15				12		3													0%	100%		83%	19/04/2015	
Morocco	RRL Tunisia	22			1	17	4														4%	100%		100%	24/04/2015	
Oman	NPL Oman	10				8	2														16%	100%		100%	20/04/2015	
Pakistan	RRL Pakistan	1354	128	17	217	852	140		21	47			44	2	56			2			16%	100%	100%	98%	25/04/2015	
Palestine & UNRWA		13				12	1														0%	0%		100%	26/04/2015	
Qatar	NPL Oman	3				3															0%	100%		100%	20/04/2015	
Saudi Arabia	NPL Oman	81			3	57	11	10													5%	100%		100%	26/04/2015	
Somalia	NPL Kenya	96	7	2	7	69		11		4			1		6						11%	13%		100%	21/04/2015	
Sudan	RRL Egypt	108	2		12	77		17		1			1		1		1				15%	99%	100%	100%	14/04/2015	
Syria	RRL Egypt	64	4		2	49	1	8					1		2						3%	100%	100%	67%	16/04/2014	
Tunisia	RRL Tunisia	14				11	1	2													0%	100%		100%	19/04/2015	
U.A.E	NPL Oman	8	1		1	6				1											6%	100%	100%	75%	20/04/2015	
Yemen	RRL Egypt	120	1		22	97				1			1								15%	99%	100%	85%	23/04/2015	
<b>Total EMR 2015</b>		<b>3507</b>	<b>221</b>	<b>26</b>	<b>466</b>	<b>2413</b>	<b>316</b>	<b>65</b>	<b>22</b>	<b>92</b>	<b>1</b>	<b>74</b>	<b>2</b>	<b>106</b>	<b>2</b>	<b>3</b>	<b>3</b>	<b>1</b>	<b>13%</b>	<b>97%</b>	<b>100%</b>	<b>98%</b>				
<b>Total EMR 2014</b>		<b>12289</b>	<b>954</b>	<b>93</b>	<b>2202</b>	<b>9036</b>	<b>2</b>	<b>334</b>	<b>339</b>	<b>1</b>	<b>169</b>	<b>26</b>	<b>344</b>	<b>3</b>	<b>18</b>	<b>3</b>	<b>16%</b>	<b>94%</b>	<b>95%</b>	<b>97%</b>						

\* Specimens from all sources including non-AFP cases, excluding environmental samples

\*\* This indicator reflects surveillance and laboratory activities



Environmental surveillance initiated in **Egypt** in September 2000 showed the following:

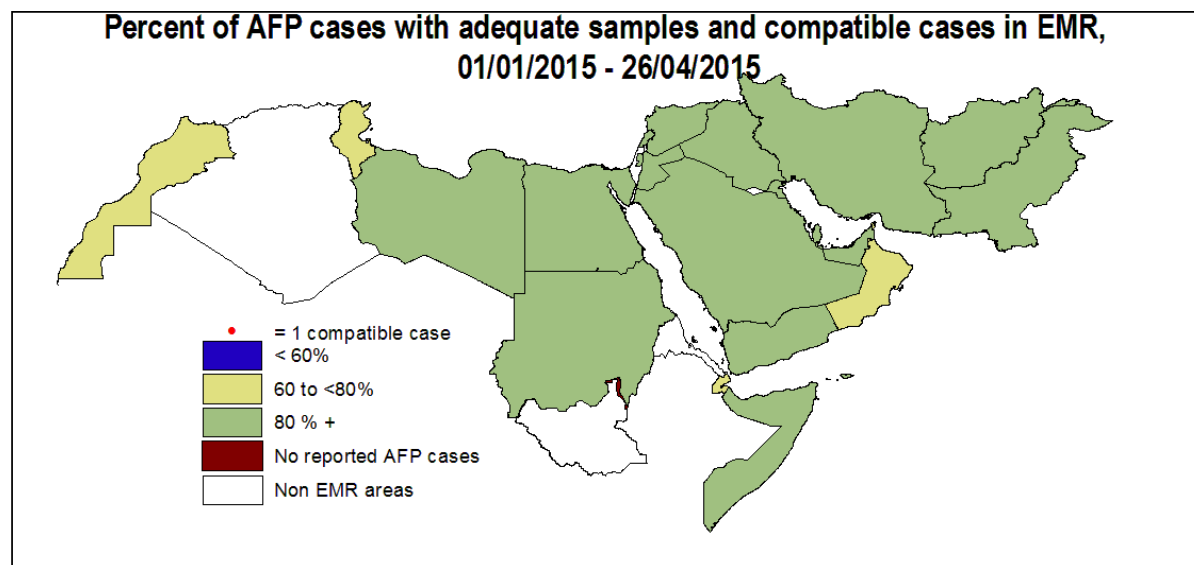

Result	2010	2011	2012	2013	2014	2015
Negative	183	178	196	304	410	91
Pending						27
Wild			2			
VDPVP2			7	3	2	
VDPVP1			1		1	
Total	183	178	206	307	413	118

YEA	Province	Site	Count	First date	Last Date	
2014	VDPVP2	GIZA	AL HARAM	1	30/09/2014	30/09/2014
			AL WASLA	1	04/03/2014	04/03/2014
	VDPVP2 Total			2	04/03/2014	30/09/2014
	VDPVP1	QALUBIA	BENHA	1	20/04/2014	20/04/2014
	VDPVP1 Total			1	20/04/2014	20/04/2014

Environmental surveillance initiated in **Pakistan** in 2009 and **Afghanistan** in 2014 showed the following:

COUNTRY1	Status	2009	2010	2011	2012	2013	2014	2015
AFG	Negative						9	78
	Pending							21
	Wild						17	6
AFG Total							9	95
PAK	Negative	27	77	68	151	257	244	78
	Pending						1	37
	Wild	18	79	136	88	65	127	27
PAK Total		45	156	204	239	322	372	142

Year	COUNTR	SITEDIST	SITENAME	Count	Wild	First date	Last date	
2015	AFG	NANGARHAR	RADOR BRIDGE	1		22/02/2015	22/02/2015	
		HILMAND	BOLAN BRIDGE	1		25/01/2015	25/01/2015	
			RADIO MAHALLIE	1		22/02/2015	22/02/2015	
			ZARAT BAGH	1		24/01/2015	24/01/2015	
		KANDAHAR	KHANDAK	1		04/01/2015	04/01/2015	
			RAROBAT	1		26/01/2015	26/01/2015	
		AFG Total				6		04/01/2015
	PAK	PESHAWAR	LARA MA	3		03/01/2015	26/02/2015	
			SHAHEEN TOWN	3		10/01/2015	10/03/2015	
		RAWALPINDI	DHOKE DALLAL	1		10/03/2015	10/03/2015	
			MAKKA PUMPING STATION	2		06/01/2015	04/02/2015	
		SUKKUR	MIANI PUMPING STATION	2		05/02/2015	05/03/2015	
		DIKHAN	MODC DRAIN	1		04/03/2015	04/03/2015	
		KHI.GULSHAN-E-IQBAL TOWN	CHAKORA NULLA	1		13/01/2015	13/01/2015	
			RASHID MINHAS RD LAY	1		02/03/2015	02/03/2015	
		LAHORE	MULTAN ROAD STATION	1		19/02/2015	19/02/2015	
			OUTFALL STATION	1		12/01/2015	12/01/2015	
		JACOBABAD	SADDAR PUMPING STATION	2		08/01/2015	06/02/2015	
			BALDIA COMPOSITE	2		06/01/2015	04/02/2015	
		KHI.GADAP TOWN	COMPOSITE SAMPLE	1		20/01/2015	20/01/2015	
			SOHRAB GOTH	1		22/01/2015	22/01/2015	
			TULSIDAS PUMPING STATION	1		03/02/2015	03/02/2015	
		QUETTA	JAM-E-SALFIA	1		12/01/2015	12/01/2015	
			JATAK KILLI & TAKHTHANI BY PASS	1		28/01/2015	28/01/2015	
		KABDULLAH	HADI PACKET	1		15/01/2015	15/01/2015	
		CDA	SABZI MANDI	1		12/01/2015	12/01/2015	
	PAK Total				27		03/01/2015	10/03/2015
2015 Total				33		03/01/2015	10/03/2015	



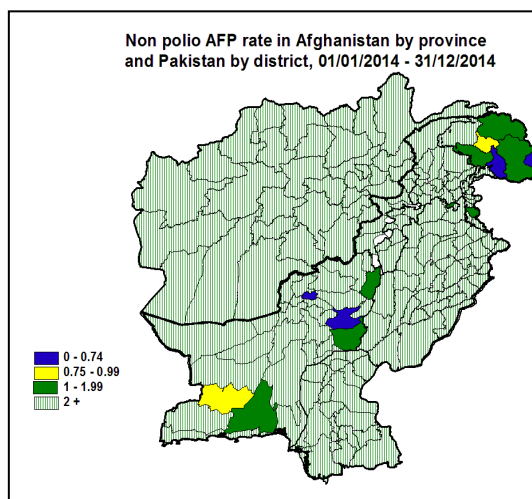
**Wild polio cases by country and date of onset of paralysis in EMR, 2014-2015**

Year	COUNTRY	Count	First Case	Last Case
2014	PAK	306	03/01/2014	26/12/2014
	AFG	28	14/01/2014	04/12/2014
	SOM	5	11/05/2014	11/08/2014
	IRQ	2	10/02/2014	07/04/2014
	SYR	1	21/01/2014	21/01/2014
2014 Total		342	03/01/2014	26/12/2014
2015	PAK	22	03/01/2015	29/03/2015
	AFG	1	21/01/2015	21/01/2015
2015 Total		23	03/01/2015	29/03/2015

Last reported wild Polio P3 from Pakistan with date of onset 18/04/2012

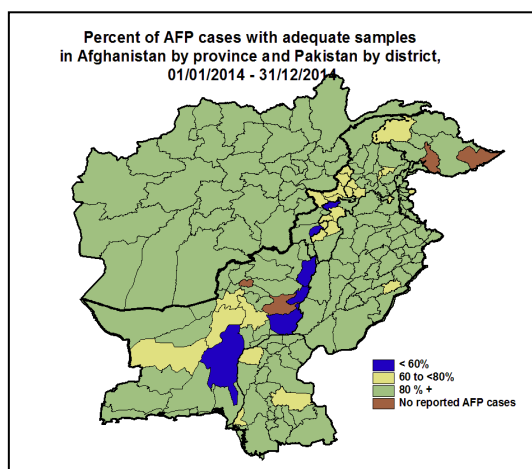


### Wild Polio cases by district and date of onset of paralysis, Afghanistan 2014

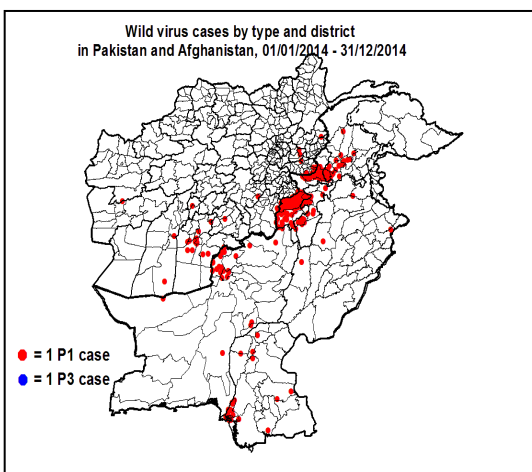


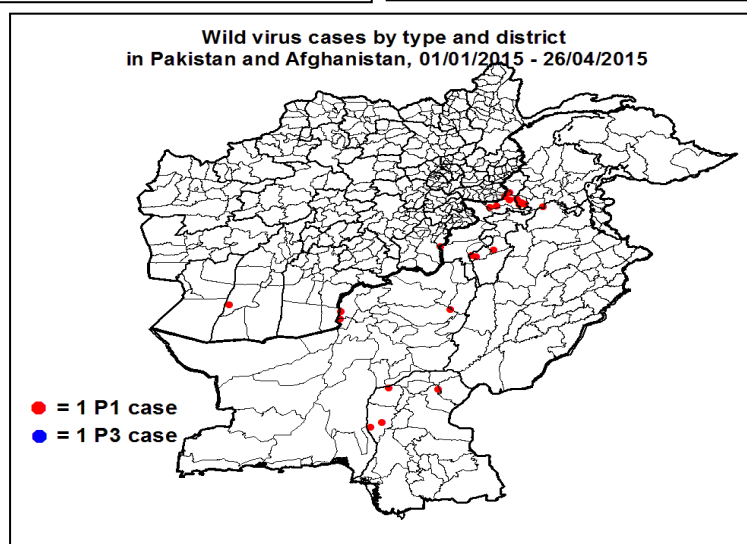
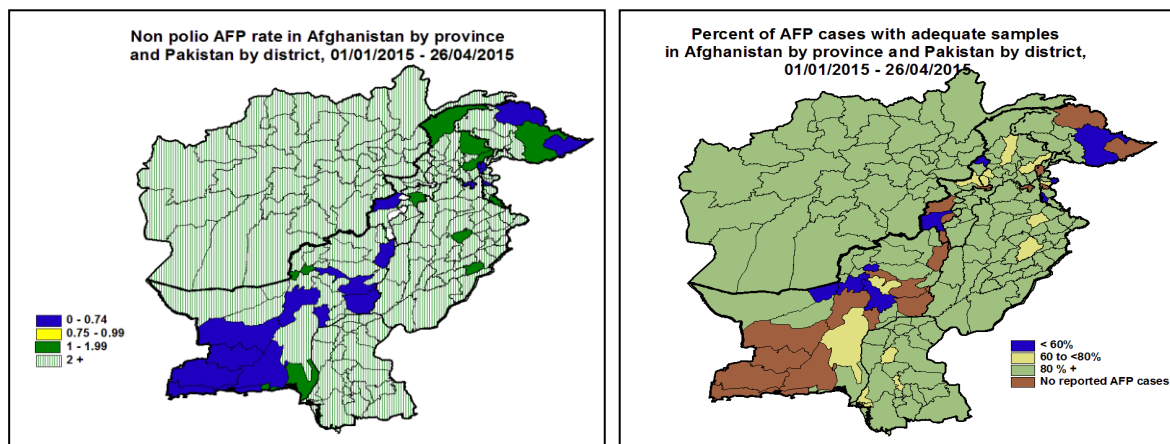
PROVINCE	DISTRICT	P1		
		Count	First case	Last case
KANDAHAR	PANJWAYI	3	18/09/2014	04/12/2014
	SPINBOLDAK	2	19/10/2014	26/11/2014
	KANDAHAR	5	01/09/2014	05/11/2014
	ZHERAY	1	20/10/2014	20/10/2014
	ARGHANDAB (K)	1	04/10/2014	04/10/2014
	SHAHWALIKOT	1	23/09/2014	23/09/2014
HILMAND	GARMSER	1	17/11/2014	17/11/2014
	NAHR-E-SARAJ	1	15/10/2014	15/10/2014
ZABUL	QALAT	1	22/10/2014	22/10/2014
NANGARHAR	BEHSUD	1	21/10/2014	21/10/2014
	ACHIN	1	15/05/2014	15/05/2014
	MUHMAND DARA	1	25/02/2014	25/02/2014
PAKTIKA	BERMEL	2	23/08/2014	29/09/2014
GHAZNI	GIRO	1	27/09/2014	27/09/2014
KHOST	TEREZAYI	1	17/06/2014	17/06/2014
FARAH	KHAK-E-SAFED	1	03/06/2014	03/06/2014
URUZGAN	DEHRAWUD	1	20/05/2014	20/05/2014
LAGHMAN	ALINGAR	2	14/01/2014	06/04/2014
KUNAR	GHAZIABAD	1	31/01/2014	31/01/2014
<b>Grand Total</b>		<b>28</b>	<b>14/01/2014</b>	<b>04/12/2014</b>

### Wild Polio cases by district and date of onset of paralysis, Pakistan 2014



PROVINCE	DISTRICT	Count	First case	Last case	
BALOCHISTAN	JAFARABAD	1	26/12/2014	26/12/2014	
	KABDULAH	13	02/07/2014	18/12/2014	
	CHAGHAI	1	13/12/2014	13/12/2014	
	PISHIN	1	26/11/2014	26/11/2014	
	NSIRABAD	1	20/11/2014	20/11/2014	
	QUETTA	5	03/08/2014	11/11/2014	
	KSAIFULAH	1	06/11/2014	06/11/2014	
	KHUZDAR	1	23/10/2014	23/10/2014	
	ZHOB	1	29/09/2014	29/09/2014	
	KHYBER PAKHTOON	NOWSHERA	4	06/09/2014	21/12/2014
		PESHAWAR	29	31/01/2014	02/12/2014
		KOHAT	1	19/11/2014	19/11/2014
		SWAT	2	03/11/2014	14/11/2014
		TANK	7	29/07/2014	03/11/2014
KARAK		1	02/11/2014	02/11/2014	
CHARSADA		1	16/10/2014	16/10/2014	
MARDAN		5	15/06/2014	10/10/2014	
LAKKIMRWT		3	24/06/2014	22/09/2014	
BUNIR		3	17/08/2014	13/09/2014	
TORGHAR		1	06/09/2014	06/09/2014	
BANNU	11	26/01/2014	30/07/2014		
SINDH	NFEROZ	1	21/12/2014	21/12/2014	
	LARKANA	1	04/12/2014	04/12/2014	
	SANGHAR	2	24/06/2014	29/11/2014	
	SHIKARPUR	1	28/10/2014	28/10/2014	
	KHISITE	2	04/05/2014	26/10/2014	
	KHIBINQASIM	2	30/08/2014	22/10/2014	
	BADIN	1	13/10/2014	13/10/2014	
	KHIKORANGI	2	27/09/2014	01/10/2014	
	DADU	1	26/09/2014	26/09/2014	
	KHIGADAP	10	26/03/2014	20/09/2014	
	KHILIAQAT	1	01/09/2014	01/09/2014	
	KHIORANGI	2	30/03/2014	17/08/2014	
	KHILANDHI	2	06/06/2014	08/07/2014	
	KHINORTH	1	20/06/2014	20/06/2014	
	KHIBALDIA	1	10/02/2014	10/02/2014	
	PUNJAB	DGKHAN	1	20/12/2014	20/12/2014
SHEIKUPURA		1	18/09/2014	18/09/2014	
BHAKKAR		1	16/08/2014	16/08/2014	
CHAKWAL		1	07/07/2014	07/07/2014	
FATA	WAZIR-S	24	12/02/2014	18/12/2014	
	KHYBER	76	12/01/2014	17/12/2014	
	FR BANNU	9	14/02/2014	22/11/2014	
	WAZIR-N	70	03/01/2014	16/09/2014	
<b>Grand Total</b>		<b>306</b>	<b>03/01/2014</b>	<b>26/12/2014</b>	





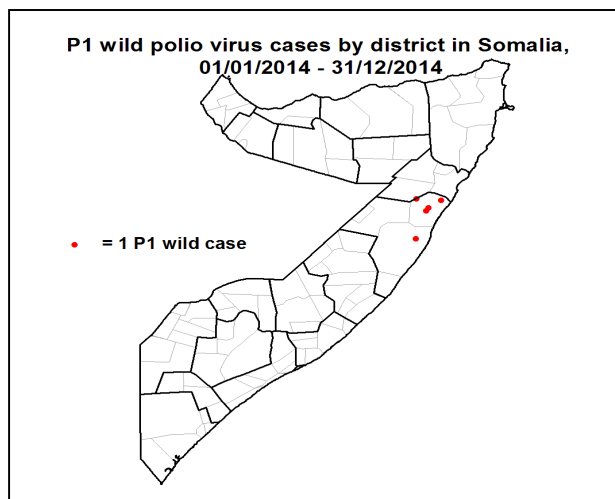
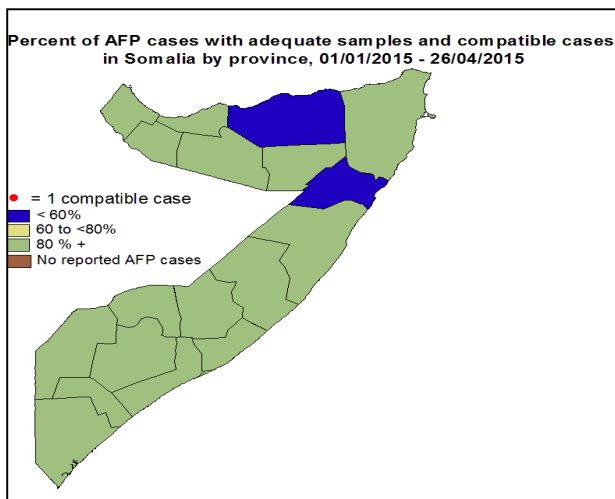
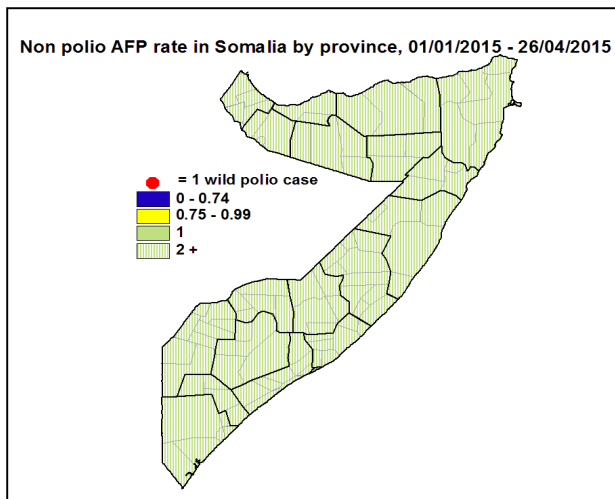
### Wild Polio cases by district and date of onset of paralysis, Afghanistan 2015

		P1		
PROVINCE	DISTRICT	Count	First case	Last case
HILMAND	REG	1	21/01/2015	21/01/2015
Grand Total		1	21/01/2015	21/01/2015

### Wild Polio cases by district and date of onset of paralysis, Pakistan 2015


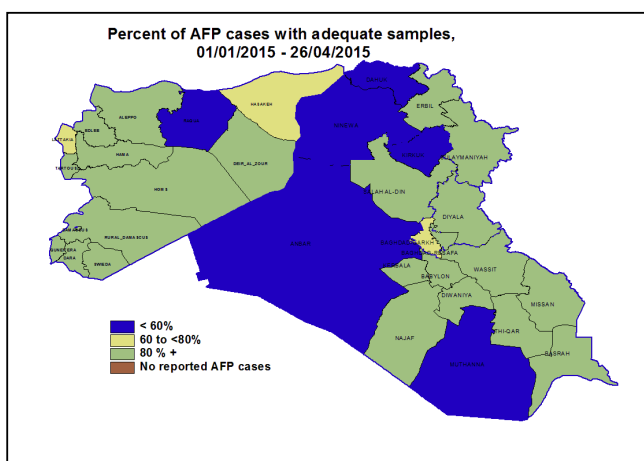
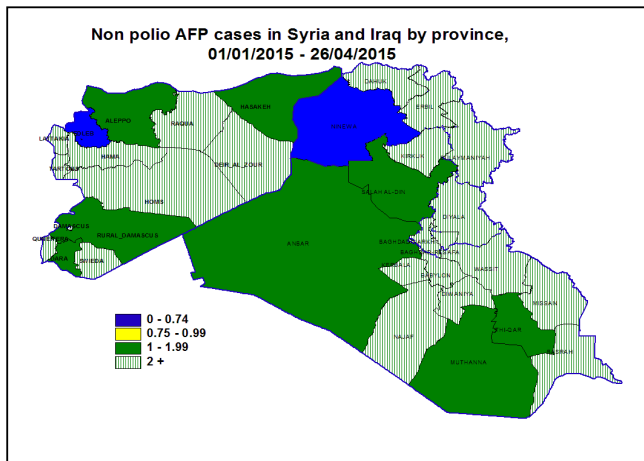
		P1		
PROVINCE	DISTRICT	Count	First case	Last case
KHYBER PAKHTOON	PESHAWAR	5	17/01/2015	29/03/2015
	TANK	2	03/01/2015	25/01/2015
	LAKKIMRWT	1	07/01/2015	07/01/2015
	NOWSHERA	1	05/01/2015	05/01/2015
FATA	KHYBER	5	05/01/2015	24/02/2015
	WAZIR-S	1	07/01/2015	07/01/2015
BALOCHISTAN	QUETTA	1	20/02/2015	20/02/2015
	LORALAI	1	09/02/2015	09/02/2015
	KABDULAH	1	03/02/2015	03/02/2015
SINDH	DADU	2	10/02/2015	19/02/2015
	SUKKUR	1	13/02/2015	13/02/2015
	KAMBAR	1	04/01/2015	04/01/2015
Grand Total		22	03/01/2015	29/03/2015





**Wild Polio cases by district and date of onset of paralysis, Somalia 2014**

			P1		
Year	PROVINCE	DISTRICT	Count	First case	Last case
2014	MUDUG	HOBYO	1	11/08/2014	11/08/2014
		JARIBAN	4	11/05/2014	03/06/2014
2014 Total			5	11/05/2014	11/08/2014



Wild Polio cases by district and date of onset of paralysis, Iraq - Syria 2014				P1		
COUNTRY	PROVINCE	DISTRICT	Count	First case	Last case	
IRQ	BAGHDAD-RESAFA	MADA'IN	1	07/04/2014	07/04/2014	
		SHA'B	1	10/02/2014	10/02/2014	
IRQ Total			2	10/02/2014	07/04/2014	
SYR	HAMA	SALAMEYEH	1	21/01/2014	21/01/2014	
SYR Total			1	21/01/2014	21/01/2014	
Grand Total			3	21/01/2014	07/04/2014	



**Circulating VDPV cases and date of onset of paralysis in EMR countries by districts  
2014 - 2015**

Year	COUNTRY	PROVINCE	DISTRICT	cVDPV2				
				Count	First Case	Last Case		
2014	PAK	SINDH	KHIGADAP	1	13/12/2014	13/12/2014		
			FATA	KHYBER	3	27/05/2014	15/11/2014	
				FR BANNU	8	24/01/2014	27/05/2014	
				WAZIR-N	7	03/01/2014	12/04/2014	
		KHYBER PAKHTOON	PESHAWAR	1	01/08/2014	01/08/2014		
			LAKKIMRWT	1	08/05/2014	08/05/2014		
			BANNU	1	03/05/2014	03/05/2014		
		PAK Total				22	03/01/2014	13/12/2014
		2014 Total				22	03/01/2014	13/12/2014

In 2014, 1 AFP case in Pakistan was identified as VDPV by contact  
 In 2014, 1 AFP case in Pakistan from Khyber district, FATA province with date of onset 27/05/2014 was identified as WPV1 & cVDPV2.  
 The case is classified as wild and reflected in page-2- table (3), pages 6 & 7 of the polio fax. Accordingly final number of cVDPV cases in Pakistan for 2014 is (22)