



## World Health Organization – Regional Office for Eastern Mediterranean

## AFP SURVEILLANCE

20-Jul-15

Week 29, ending 19 July 2015

Number 876

Table 1: Acute Flaccid Paralysis (AFP) cases by week of onset

Country	Reported AFP cases by week of onset - Week (29/15) / Ending on : 19/07/15														
	Total AFP 2013	Total AFP 2014	Total AFP to date, 2015	W 18 03 May 15	W 19 10 May 15	W 20 17 May 15	W 21 24 May 15	W 22 31 May 15	W 23 07 Jun 15	W 24 14 Jun 15	W 25 21 Jun 15	W 26 28 Jun 15	W 27 05 Jul 15	W 28 12 Jul 15	W 29 19 Jul 15
Afghanistan	1897	2421	1493	67	71	48	48	38	68	46	46	57	42	22	1
Bahrain	12	16	4	0	0	0	0	0	0	0	0	1	0	0	
Djibouti	7	3	3	0	0	0	0	0	0	0	0	0			
Egypt	1007	1000	596	30	21	28	31	17	32	23	22	13	22	14	1
Iran	708	753	391	17	19	17	22	12	12	7	16	13	9	1	
Iraq	444	590	257	11	13	2	14	11	9	8	8	6	3	2	
Jordan ****	35	62	49	2	2	0	1	2	1	0	5	0	1	0	
Kuwait	39	32	20	0	0	1	0	2	0	2	0	0	1	0	
Lebanon ****	33	50	51	2	1	3	3	2	3	3	4	1	0	0	
Libya	58	43	32	1	2	0	3	2	0	1	1	0	0	1	
Morocco	106	103	43	2	4	2	0	1	1	0	1	0			
Oman	20	34	24	0	0	3	0	0	1	3	4	1	1	0	
Pakistan	4790	5369	2526	97	130	121	121	97	96	89	81	58	40	15	
Palestine ****	38	21	15	1	0	0	0	1	0	0	0	0	0	0	
Qatar	8	7	7	1	0	0	1	0	0	0	1	0	0	0	
Saudi Arabia	220	227	129	8	2	5	3	4	6	2	5	2	2	1	
Somalia	546	420	170	9	9	6	10	4	6	2	6	1	2	0	
Sudan	410	442	221	12	7	10	9	14	7	5	3	6	7	3	
Syria ****	180	306	129	9	2	6	3	5	6	2	3	4	6	0	
Tunisia	43	44	26	0	1	1	0	0	0	2	2	1	1	0	
U.A.E	31	25	16	0	1	0	1	0	0	2	1	0	0	0	
Yemen	614	578	215	7	7	13	7	3	8	7	5	5	2	2	
<b>Total EMR</b>	<b>11540</b>	<b>12546</b>	<b>6417</b>	<b>276</b>	<b>292</b>	<b>266</b>	<b>277</b>	<b>215</b>	<b>256</b>	<b>204</b>	<b>214</b>	<b>169</b>	<b>139</b>	<b>61</b>	<b>2</b>

No data = No report received

Totals of the year 2013 include South Sudan that has now moved to the African Region starting October 2013

Table 2: Confirmed polio cases by month of onset

Country	Total year 2013	Total year 2014	19/07		Confirmed polio cases by month of onset											
			2014	2015	August 2014	September 2014	October 2014	November 2014	December 2014	January 2015	February 2015	March 2015	April 2015	May 2015	June 2015	July 2015
Afghanistan	14	28	8	5	1	7	7	4	1	1	0	0	2	1	1	
Bahrain	0	0	0	0	0	0	0	0	0	0	0	0	0	0	0	
Djibouti	0	0	0	0	0	0	0	0	0	0	0	0	0	0	0	
Egypt	0	0	0	0	0	0	0	0	0	0	0	0	0	0	0	
Iran	0	0	0	0	0	0	0	0	0	0	0	0	0	0	0	
Iraq	0	2	2	0	0	0	0	0	0	0	0	0	0	0	0	
Jordan ****	0	0	0	0	0	0	0	0	0	0	0	0	0	0	0	
Kuwait	0	0	0	0	0	0	0	0	0	0	0	0	0	0	0	
Lebanon ****	0	0	0	0	0	0	0	0	0	0	0	0	0	0	0	
Libya	0	0	0	0	0	0	0	0	0	0	0	0	0	0	0	
Morocco	0	0	0	0	0	0	0	0	0	0	0	0	0	0	0	
Oman	0	0	0	0	0	0	0	0	0	0	0	0	0	0	0	
Pakistan	93	306	114	28	40	49	30	43	14	10	10	2	1	2	3	
Palestine ****	0	0	0	0	0	0	0	0	0	0	0	0	0	0	0	
Qatar	0	0	0	0	0	0	0	0	0	0	0	0	0	0	0	
Saudi Arabia	0	0	0	0	0	0	0	0	0	0	0	0	0	0	0	
Somalia	194	5	4	0	1	0	0	0	0	0	0	0	0	0	0	
Sudan	0	0	0	0	0	0	0	0	0	0	0	0	0	0	0	
Syria ****	35	1	1	0	0	0	0	0	0	0	0	0	0	0	0	
Tunisia	0	0	0	0	0	0	0	0	0	0	0	0	0	0	0	
U.A.E	0	0	0	0	0	0	0	0	0	0	0	0	0	0	0	
Yemen	0	0	0	0	0	0	0	0	0	0	0	0	0	0	0	
<b>Total EMR</b>	<b>336</b>	<b>342</b>	<b>129</b>	<b>33</b>	<b>42</b>	<b>56</b>	<b>37</b>	<b>47</b>	<b>15</b>	<b>11</b>	<b>10</b>	<b>2</b>	<b>3</b>	<b>3</b>	<b>4</b>	<b>0</b>

\*\*\*\* UNRWA cases are included with those of country of residence



Table 3: Investigation of AFP cases with paralysis onset in 2014 & 2015 up to Week (29/15) / Ending on : 19/07/15

COUNTRY	2014												2015												Latest line List Date
	AFP									Specimen	Wild cases ****		AFP									Specimen	Wild cases ****		
	Total AFP cases onset 2014	Case classification					Non polio AFP rate **	AFP cases pending classification > 90 days from onset of paralysis	AFP cases pending classification and lab > 90 days from onset of		% with *** adequate specimens	Wild P1 Poliovirus	Wild P3 Poliovirus	Total AFP cases onset 2015	Case classification					Annualized Non polio AFP rate **	AFP cases pending classification > 90 days from onset of paralysis		AFP cases pending classification and lab > 90 days from onset of paralysis	% with *** adequate specimens	
		Total Confirmed Polio Cases *	Polio Compatible	Pending Classification	Discarded (non polio AFP)	VDPV				Total Confirmed Polio Cases *					Polio Compatible	Pending Classification	Discarded (non polio AFP)	VDPV							
Afghanistan	2421	28	6	0	2387	0	12.7	0	0	92.4	28	0	1493	5	0	137	1351	0	13.8	15	1	95.4	5	0	16/07/15
Bahrain	16	0	0	0	16	0	5.9	0	0	100.0	0	0	4	0	0	1	3	0	2.7	0	0	75.0	0	0	16/07/15
Djibouti	3	0	0	1	2	0	1.0	1	0	66.7	0	0	3	0	0	3	0	0	1.8	3	2	66.7	0	0	28/06/15
Egypt	1000	0	0	0	999	1	2.9	0	0	93.4	0	0	596	0	0	71	525	0	3.1	0	0	91.3	0	0	16/07/15
Iran	753	0	0	0	751	2	4.2	0	0	96.0	0	0	391	0	0	20	371	0	3.9	0	0	96.9	0	0	14/07/15
Iraq	590	2	1	0	587	0	4.0	0	0	88.6	2	0	257	0	0	23	234	0	3.2	3	1	86.0	0	0	16/07/15
Jordan	62	0	0	0	62	0	2.5	0	0	96.8	0	0	49	0	0	13	36	0	3.2	0	0	89.8	0	0	12/07/15
Kuwait	32	0	0	0	32	0	3.8	0	0	93.8	0	0	20	0	0	1	19	0	4.2	0	0	95.0	0	0	16/07/15
Lebanon	50	0	0	0	50	0	2.6	0	0	70.0	0	0	51	0	0	7	44	0	4.3	0	0	92.2	0	0	16/07/15
Libya	43	0	0	0	43	0	2.1	0	0	95.3	0	0	32	0	0	5	27	0	2.8	0	0	93.8	0	0	11/07/15
Morocco	103	0	0	0	103	0	1.0	0	0	70.9	0	0	43	0	0	14	29	0	0.8	6	1	60.5	0	0	03/07/15
Oman	34	0	0	0	34	0	4.3	0	0	97.1	0	0	24	0	0	1	23	0	5.1	0	0	95.8	0	0	15/07/15
Pakistan	5369	306	45	0	4992	27	6.5	0	0	87.9	306	0	2526	28	0	240	2256	2	5.9	77	4	89.3	28	0	20/07/15
Palestine	21	0	0	0	21	0	1.2	0	0	90.5	0	0	15	0	0	1	14	0	1.6	0	0	86.7	0	0	12/07/15
Qatar	7	0	0	0	7	0	2.3	0	0	100.0	0	0	7	0	0	2	5	0	4.3	0	0	71.4	0	0	14/07/15
Saudi Arabia	227	0	0	0	227	0	2.5	0	0	97.8	0	0	129	0	0	35	94	0	2.5	0	0	99.2	0	0	14/07/15
Somalia	420	5	4	0	411	0	7.4	0	0	96.7	5	0	170	0	1	5	164	0	5.4	0	0	98.2	0	0	16/07/15
Sudan	442	0	0	0	442	0	2.7	0	0	97.3	0	0	221	0	0	11	210	0	2.4	0	0	98.2	0	0	16/07/15
Syria	306	1	2	0	303	0	4.0	0	0	84.3	1	0	129	0	0	18	111	0	3.0	0	0	89.9	0	0	16/07/15
Tunisia	44	0	0	0	44	0	1.7	0	0	81.8	0	0	26	0	0	6	20	0	1.8	0	0	80.8	0	0	16/07/15
U.A.E	25	0	0	0	25	0	2.4	0	0	92.0	0	0	16	0	0	4	12	0	2.7	0	0	81.3	0	0	15/07/15
Yemen	578	0	0	0	578	0	4.8	0	0	95.0	0	0	215	0	0	95	120	0	3.0	26	22	93.0	0	0	12/07/15
EMR	12546	342	58	1	12116	30	4.9	1	0	90.7	342	0	6417	33	1	713	5668	2	4.6	130	31	91.9	33	0	
2013	11540	336	55	3	11091	56	4.6	3	0	90.1	336	0													

\* Confirmed polio cases refer to wild isolation from AFP cases or from contacts of negative index AFP cases

\*\* Non-polio AFP per 100,000 children <15 years

Totals of the year 2013 include South Sudan that has now moved to the African Region starting October 2013

\*\*\* Adequate here refers to two stool specimens collected at least 24 hours apart, within 14 days of paralysis onset

\*\*\*\* AFP cases co infected with P1 and P3 are counted separately as wild isolates



Table 4: Investigation of contacts of AFP cases with paralysis onset in 2015 up to Week (29/15) / Ending on : 19/07/15

Country	No. of AFP cases	No. of eligible AFP cases for contact sampling*	% of eligible AFP cases with contact samplings	% of eligible AFP cases with 3+ contacts	Total number of Contacts **	% of contacts under 5 years	% of contacts with specimens collected within 7 days of notification of index	% Contact specimens in lab within 3 days of collection	% Contact specimens positive for NPEV	% Contact specimens positive for Sabin like virus	No. of contacts positive for wild virus	% of wild polio virus isolation from contacts	No. of Contacts positive for VDPVs	No. of -ve index AFP cases identified by contact	No. of district identified infected from contacts
Afghanistan	1493	69	91.3	89.9	588	97.1	65.3	20.4	25.8	4.7	3	0.5		2	2
Bahrain	4	1	0.0	0.0	0						0			0	0
Djibouti	3	1	0.0	0.0	0						0			0	0
Egypt	596	58	65.5	63.8	217	82.5	60.8	97.4	12.5	4.2	0	0.0		0	0
Iran	391	12	91.7	83.3	61	83.6	32.8	65.6	0.0	1.6	0	0.0		0	0
Iraq	257	36	58.3	36.1	251	65.7	18.3	85.7	10.7	7.0	0	0.0		0	0
Jordan	49	5	0.0	0.0	18	77.8	0.0	94.4	5.6	0.0	0	0.0		0	0
Kuwait	20	1	100.0	0.0	38	60.5	81.6	100.0	2.7	5.4	0	0.0		0	0
Lebanon	51	4	50.0	50.0	84	31.0	75.0	1.2	7.1	3.6	0	0.0		0	0
Libya	32	2	0.0	0.0	0						0			0	0
Morocco	43	17	41.2	29.4	24	16.7	41.7	75.0	0.0	0.0	0	0.0		0	0
Oman	24	1	0.0	0.0	0						0			0	0
Pakistan	2526	271	80.4	73.4	770	83.8	51.7	67.6	25.0	6.5	1	0.1		1	0
Palestine	15	2	0.0	0.0	0						0			0	0
Qatar	7	2	0.0	0.0	0						0			0	0
Saudi Arabia	129	1	100.0	100.0	6	83.3	0.0				0			0	0
Somalia	170	3	100.0	66.7	491	95.5	92.9	27.2	8.9	5.6	0	0.0		0	0
Sudan	221	4	100.0	100.0	75	80.0	65.3	54.9	15.7	0.0	0	0.0		0	0
Syria	129	13	61.5	46.2	264	28.0	85.6	48.4	5.3	3.7	0	0.0		0	0
Tunisia	26	5	20.0	0.0	6	16.7	66.7	80.0	0.0	0.0	0	0.0		0	0
U.A.E.	16	3	66.7	0.0	3	66.7	0.0	0.0	0.0	0.0	0	0.0		0	0
Yemen	215	15	60.0	53.3	534	55.8	83.9	3.2	17.2	1.6	0	0.0		0	0
<b>Grand Total 2015</b>	<b>6417</b>	<b>526</b>	<b>74.0</b>	<b>66.3</b>	<b>3435</b>	<b>75.4</b>	<b>66.0</b>	<b>46.3</b>	<b>16.7</b>	<b>4.8</b>	<b>4</b>	<b>0.1</b>		<b>3</b>	<b>2</b>
<b>Grand Total 2014</b>	<b>12546</b>	<b>1182</b>	<b>74.7</b>	<b>68.2</b>	<b>7160</b>	<b>77.1</b>	<b>72.1</b>	<b>39.7</b>	<b>17.3</b>	<b>4.4</b>	<b>19</b>	<b>0.3</b>	<b>4</b>	<b>8</b>	<b>2</b>

\* Eligible refers to AFP cases with inadequate stool specimens

\*\* Total number of contacts from eligible AFP cases and from other AFP cases as per with country criteria for contact sampling

## Last wild contacts in EMRO, 01/01/2014 -19/072015

Year	Country	Count of wild contacts	Date of Most Recent stool collection
2014	Pakistan	14	21/01/15
	Afghanistan	4	13/11/14
	IRQ	1	26/02/14
<b>2014 Total</b>		<b>19</b>	<b>21/01/15</b>
2015	Afghanistan	3	28/05/15
	Pakistan	1	08/02/15
<b>2015 Total</b>		<b>4</b>	<b>28/05/15</b>

## Number and distribution by district of -ve index AFP cases identified as wild positive by contact in EMR, 2014-2015

Year	COUNTRY	PROVINCE	DISTRICT	Count	First case	Last case
2014	AFG	NANGARHAR	BEHSUD	1	21/10/14	21/10/14
		KANDAHAR	SPINBOLDAK	1	19/10/14	19/10/14
			KANDAHAR	1	02/09/14	02/09/14
	<b>AFG Total</b>			<b>3</b>	<b>02/09/14</b>	<b>21/10/14</b>
	PAK	BALUCHISTAN	QUETTA	1	30/08/14	30/08/14
		KHYBER PAKHTOON	NOWSHERA	1	21/12/14	21/12/14
			PESHAWAR	1	16/09/14	16/09/14
			BANNU	1	03/03/14	03/03/14
		FATA	WAZIR-S	1	18/12/14	18/12/14
	<b>PAK Total</b>			<b>5</b>	<b>03/03/14</b>	<b>21/12/14</b>
<b>2014 Total</b>				<b>8</b>	<b>03/03/14</b>	<b>21/12/14</b>
2015	AFG	FARAH	GULESTAN	1	23/04/15	23/04/15
			BAKWA	1	21/04/15	21/04/15
	<b>AFG Total</b>			<b>2</b>	<b>21/04/15</b>	<b>23/04/15</b>
	PAK	KHYBER PAKHTOON	TANK	1	25/01/15	25/01/15
	<b>PAK Total</b>			<b>1</b>	<b>25/01/15</b>	<b>25/01/15</b>
<b>2015 Total</b>				<b>3</b>	<b>25/01/15</b>	<b>23/04/15</b>



## World Health Organization – Regional Office for Eastern Mediterranean

## AFP SURVEILLANCE

20-Jul-15

Week 29, ending 19 July 2015

Number 876

Table 5: Laboratory investigation of AFP cases with paralysis onset in 2015 up to Week (29/15) / Ending on : 19/07/15

Country	Polio laboratories  Sequencing performed by CDC and RIVM laboratories	AFP cases with specimens	Preliminary virus isolation results of AFP cases						Poliovirus intratypic differentiation results #										Indicators				Latest report Date			
			Referred for ITD		NPEV only	Negative	Pending		Type 1			Type 2			Type 3			Discordant pending sequence	NPEV by PCR	Not-EV	Pending ITD	% specimens positive for NPEV*		% AFP cases with culture results within 14 days	% AFP cases with ITD results within 7 days	% AFP cases with ITD results within 45 days of onset**
			L20B+	L20B+/NPEV			received < / = 14 days	received > 14 days ago	Wild	Sabin	VDPV	Wild	Sabin	VDPV	Wild	Sabin	VDPV									
Afghanistan	RRL Pakistan	1477	102	14	300	978	82	1	3	61			32			62		1	1		19%	99%	97%	99%	16/07/15	
Bahrain	PNL Oman	3						3													0%	100%		100%	13/07/15	
Djibouti	NPL Kenya	3																							28/06/15	
Egypt***	RRL Egypt	578	30	1	79	430	34	4		15			11			11		1	6		11%	100%	100%	99%	15/07/15	
Iran	NPL Iran	397	7		2	377	11			4						2		2			0%	100%	100%	98%	15/07/15	
Iraq	PNL Iraq, RRL Egypt	259	11		29	207	9	3		3			2			4		1			12%	100%	100%	78%	15/07/15	
Jordan	PNL Jordan, RRL Tunisia	50			3	47	1														8%	100%			16/07/15	
Kuwait	RRL Kuwait	20					18	2													1%	100%		100%	16/07/15	
Lebanon	RRL Egypt	52	1			47	4												1		5%	98%	100%	90%	16/07/15	
Libya	RRL Tunisia	33				31	2														0%	100%		84%	15/07/15	
Morocco	PNL Morocco, RRL Tunisia	35			3	28	2	2													8%	100%		97%	16/07/15	
Oman	NPL Oman	24			4	18	1	1													20%	100%		100%	13/07/15	
Pakistan	RRL Pakistan	2685	175	27	559	1757	166	1	27	68			67	2		74		4		1	20%	100%	100%	97%	16/07/15	
Palestine & UNRWA		15				15															0%	0%		100%	12/07/15	
Qatar	NPL Oman	7			1	6															14%	100%		100%	13/07/15	
Saudi Arabia	PNL Saudi Arabia, NPL Oman	132	2		6	117		4		3			3			4		2			4%	100%	100%	70%	12/07/15	
Somalia	NPL Kenya	170	11	3	22	129	1	4		8			5			11					15%	18%		97%	16/07/15	
Sudan	PNL Sudan, RRL Egypt	210	3		17	181		9		1			1			1		1			9%	100%	100%	100%	05/07/15	
Syria	PNL Syria, RRL Tunisia	129	6		9	110		4					2			3					6%	100%	100%	50%	30/06/15	
Tunisia	RRL Tunisia	27				23	4														0%	100%		100%	15/07/15	
U.A.E	NPL Oman	16	1		2	12	1			1											6%	100%	100%	80%	13/07/15	
Yemen	RRL Egypt	120	1		22	97				1			1								15%	99%	100%	85%	16/07/15	
<b>Total EMR 2015</b>		<b>6442</b>	<b>350</b>	<b>45</b>	<b>1058</b>	<b>4631</b>	<b>318</b>	<b>38</b>	<b>30</b>	<b>165</b>			<b>124</b>	<b>2</b>		<b>172</b>		<b>4</b>	<b>10</b>	<b>7</b>	<b>1</b>	<b>15%</b>	<b>97%</b>	<b>99%</b>	<b>97%</b>	
<b>Total EMR 2014</b>		<b>12291</b>	<b>954</b>	<b>93</b>	<b>2203</b>	<b>9039</b>			<b>334</b>	<b>339</b>	<b>1</b>		<b>169</b>	<b>26</b>		<b>344</b>		<b>3</b>	<b>18</b>	<b>3</b>		<b>16%</b>	<b>94%</b>	<b>95%</b>	<b>97%</b>	

\* Specimens from all sources including non-AFP cases, excluding environmental samples

\*\* This indicator reflects surveillance and laboratory activities



Environmental surveillance initiated in **Egypt** in September 2000 showed the following:

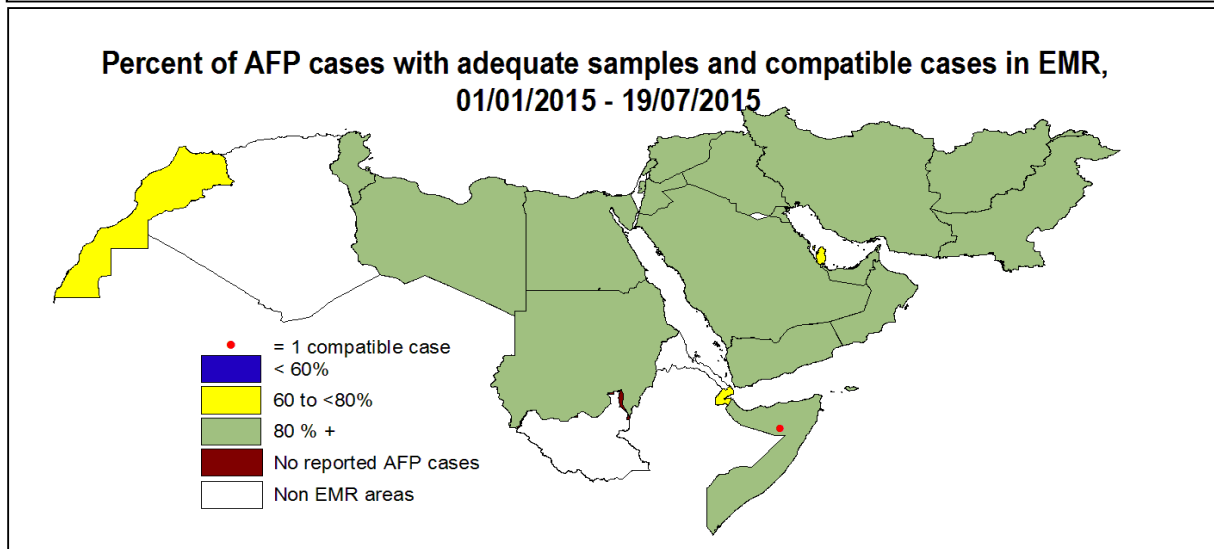

Result	2010	2011	2012	2013	2014	2015
Negative	183	178	196	304	410	154
Pending						54
Wild			2			
VDPVP2			7	3	2	2
VDPVP1			1		1	
Total	183	178	206	307	413	210

YEAR	Province	Site	Count	First date	Last Date
2014	GIZA	AL HARAM	1	30/09/14	30/09/14
		AL WASLA	1	04/03/14	04/03/14
	VDPVP2 Total		2	04/03/14	30/09/14
	QALUBIA	BENHA	1	20/04/14	20/04/14
2015	GIZA	AL WASLA	1	04/02/15	04/02/15
		HURGADA	1	26/05/15	26/05/15
	VDPVP2 Total		2	04/02/15	26/05/15
	VDPVP1 Total		1	20/04/14	20/04/14

Environmental surveillance initiated in **Pakistan** in 2009 and **Afghanistan** in 2014 showed the following:

COUNTRY1	Status	2009	2010	2011	2012	2013	2014	2015
AFG	Negative						9	78
	Pending							2
	Wild						17	8
AFG Total							9	95
PAK	Negative	27	77	68	151	257	239	175
	Pending						1	23
	Wild	18	79	136	88	63	122	34
	Wild & VDPV2 VDPV2					2	5	3
PAK Total		45	156	204	239	322	372	242

Year	COUNTR	Status	SITEDIST	SITENAME	Count	Wild	First date	Last date
2015	AFG	Wild	HILMAND	BOLAN BRIDGE	2		25/01/2015	20/04/2015
				RADIO MAHALLIE	2		22/02/2015	22/03/2015
				ZARAT BAGH	1		24/01/2015	24/01/2015
			NANGARHAR	RADOR BRIDGE	1		22/02/2015	22/02/2015
				KHANDAK	1		04/01/2015	04/01/2015
			KANDAHAR	RAROBAT	1		26/01/2015	26/01/2015
				AFG Total		8		04/01/2015
	PAK	Wild	KABDULLAH	ARMY KAZIBA	2		01/03/2015	01/06/2015
				HADI PACKET	1		15/01/2015	15/01/2015
				KHI.GADAP TOWN	2		06/01/2015	04/02/2015
				COMPOSITE SAMPLE	2		20/01/2015	11/05/2015
				PESHAWAR	2		03/01/2015	24/01/2015
				SHAHEEN TOWN	4		10/01/2015	11/05/2015
				DIKHAN	1		04/03/2015	04/03/2015
				ZAFAR ABAD DRAIN	1		05/05/2015	05/05/2015
				JACOBABAD	3		08/01/2015	05/05/2015
				KHI.GULSHAN-E-IQBAL TOWN	2		13/01/2015	05/05/2015
RASHID MINHAS RD LAY				1		02/03/2015	02/03/2015	
QUETTA				1		12/01/2015	12/01/2015	
JATAK KILLI & TAKHTHANI BY PASS				2		28/01/2015	28/04/2015	
MULTAN				1		08/04/2015	08/04/2015	
RAWALPINDI				1		10/03/2015	10/03/2015	
SUKKUR				MAKKA PUMPING STATION	2		06/01/2015	04/02/2015
				MIANI PUMPING STATION	2		05/02/2015	05/03/2015
LAHORE	MULTAN ROAD STATION	1		19/02/2015	19/02/2015			
	OUTFALL STATION	1		12/01/2015	12/01/2015			
HYDERABAD	TULSIDAS PUMPING STATION	1		03/02/2015	03/02/2015			
	CDA	1		12/01/2015	12/01/2015			
Wild & VDPV2	QUETTA	1		28/03/2015	28/03/2015			
	PESHAWAR	1		26/02/2015	26/02/2015			
VDPV2	KHI.GADAP TOWN	1		22/01/2015	22/01/2015			
	KHI.GULSHAN-E-IQBAL TOWN	1		08/06/2015	08/06/2015			
	LAHORE	1		13/04/2015	13/04/2015			
	KHI.GADAP TOWN	3		14/01/2015	16/03/2015			
PAK Total		44		03/01/2015	08/06/2015			
Grand Total		52		03/01/2015	08/06/2015			



**Wild polio cases by country and date of onset of paralysis in EMR, 2014-2015**

Year	COUNTRY	Count	First Case	Last Case
2014	PAK	306	03/01/14	26/12/14
	AFG	28	14/01/14	04/12/14
	SOM	5	11/05/14	11/08/14
	IRQ	2	10/02/14	07/04/14
	SYR	1	21/01/14	21/01/14
2014 Total		342	03/01/14	26/12/14
2015	PAK	28	03/01/15	30/06/15
	AFG	5	21/01/15	07/06/15
2015 Total		33	03/01/15	30/06/15

Last reported wild Polio P3 from Pakistan with date of onset 18/04/2012



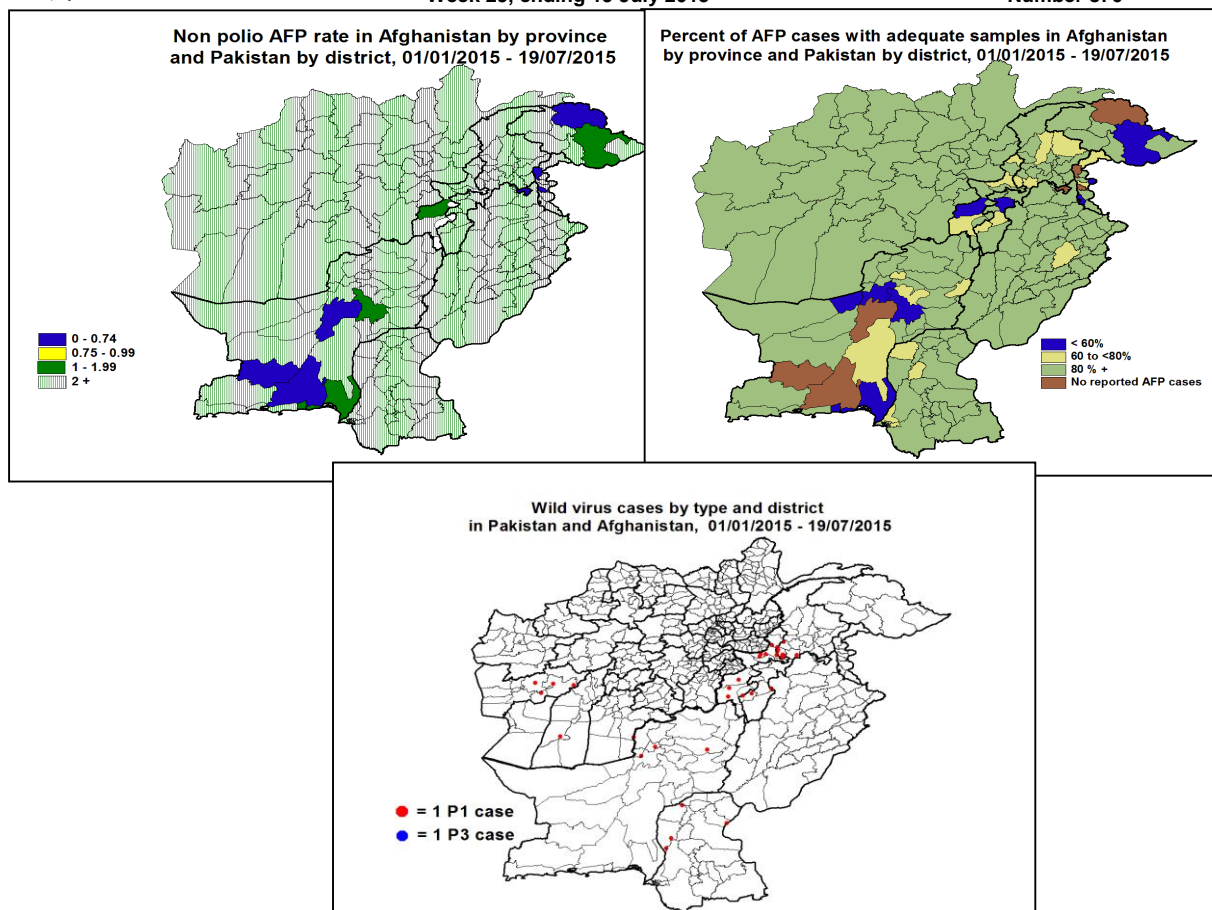
World Health Organization – Regional Office for Eastern Mediterranean

AFP SURVEILLANCE

Week 29, ending 19 July 2015

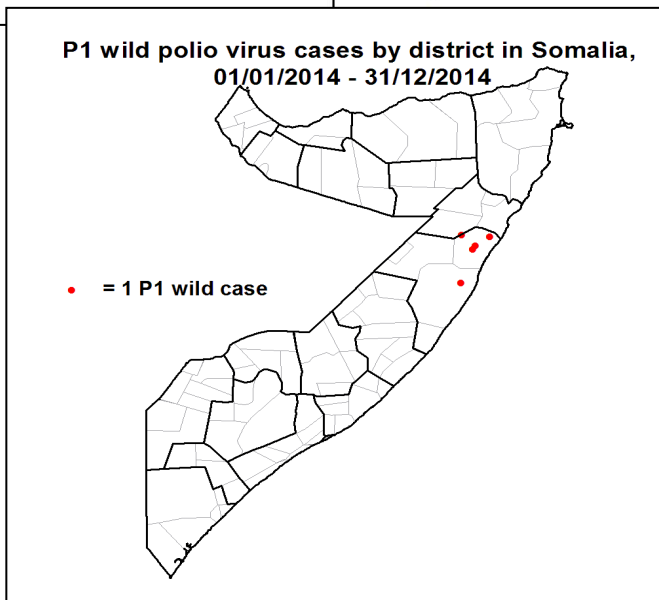
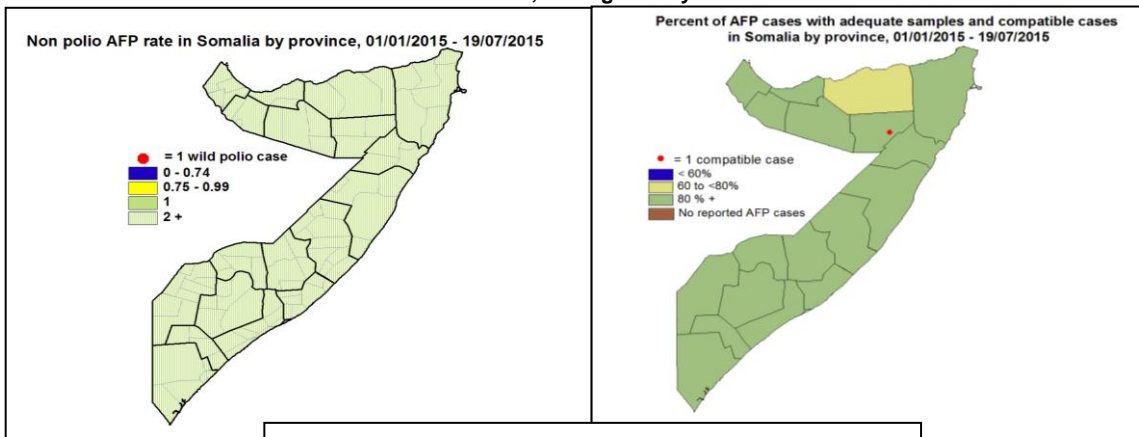
20-Jul-15

Number 876



Wild Polio cases by district and date of onset of paralysis, Afghanistan & Pakistan 2015

COUNTRY	PROVINCE	DISTRICT	Count	First case	Last case
AFG	FARAH	BALABULUK	1	07/06/15	07/06/15
		GULESTAN	2	23/04/15	05/05/15
		BAKWA	1	21/04/15	21/04/15
	HILMAND	REG	1	21/01/15	21/01/15
AFG Total			5	21/01/15	07/06/15
PAK	(blank)	(blank)	1	30/06/15	30/06/15
	KHYBER PA	PESHAWAR	6	17/01/15	09/06/15
		CHARSADA	1	20/04/15	20/04/15
		TANK	2	03/01/15	25/01/15
		LAKKIMRWT	1	07/01/15	07/01/15
		NOWSHERA	1	05/01/15	05/01/15
	BALOCHIST	QUETTA	2	20/02/15	06/06/15
		LORALAI	1	09/02/15	09/02/15
		KABDULAH	1	03/02/15	03/02/15
	FATA	WAZIR-S	2	07/01/15	24/05/15
		WAZIR-N	1	06/05/15	06/05/15
		KHYBER	5	05/01/15	24/02/15
	SINDH	DADU	2	10/02/15	19/02/15
		SUKKUR	1	13/02/15	13/02/15
KAMBAR		1	04/01/15	04/01/15	
PAK Total			28	03/01/15	30/06/15



PROVINCE	DISTRICT	Count	First case	Last case
MUDUG	HOBYO	1	11/08/14	11/08/14
	JARIBAN	4	11/05/14	03/06/14
Grand Total		5	11/05/14	11/08/14





### Circulating VDPV cases and date of onset of paralysis in EMR countries by districts 2014-2015

Year	COUNTRY	PROVINCE	DISTRICT	cVDPV2		
				Count	First Case	Last Case
2014	PAK	SINDH	KHIGADAP	1	13/12/14	13/12/14
		FATA	KHYBER	3	27/05/14	15/11/14
			FR BANNU	8	24/01/14	27/05/14
			WAZIR-N	7	03/01/14	12/04/14
		KHYBER PAKHTOON	PESHAWAR	1	01/08/14	01/08/14
			LAKKIMRWT	1	08/05/14	08/05/14
			BANNU	1	03/05/14	03/05/14
		PAK Total		22	03/01/14	13/12/14

In 2014, 1 AFP case in Pakistan was identified as VDPV by contact

In 2014, 1 AFP case in Pakistan from Khyber district, FATA province with date of onset 27/05/2014 was identified as WPV1 & cVDPV2. The case is classified as wild and reflected in page -2- table (3), pages 6 & 7 of the polio fax. Accordingly final number of cVDPV cases in Pakistan for 2014 is (22)