



AFP SURVEILLANCE

27-Jul-15

Week 30, ending 26 July 2015

Number 877

Table 1: Acute Flaccid Paralysis (AFP) cases by week of onset

Country	Reported AFP cases by week of onset - Week (30/15) / Ending on : 26/07/15														
	Total AFP 2013	Total AFP 2014	Total AFP to date, 2015	W 19 10 May 15	W 20 17 May 15	W 21 24 May 15	W 22 31 May 15	W 23 7 June 15	W 24 14 June 15	W 25 21 June 15	W 26 28 June 15	W 27 05 July 15	W 28 12 July 15	W 29 19 July 15	W 30 26 July 15
Afghanistan	1897	2421	1544	71	48	48	38	68	46	46	58	47	38	23	7
Bahrain	12	16	4	0	0	0	0	0	0	0	1	0	0	0	0
Djibouti	7	3	3	0	0	0	0	0	0	0	0	0	0	0	0
Egypt	1007	1000	614	21	28	31	17	32	23	22	13	22	15	9	9
Iran	708	753	406	19	17	22	12	12	7	17	13	11	10	3	0
Iraq	444	590	262	13	2	14	11	9	8	8	6	4	5	1	
Jordan ****	35	62	49	2	0	1	2	1	0	5	0	1	0	0	
Kuwait	39	32	20	0	1	0	2	0	2	0	0	1	0		
Lebanon ****	33	50	53	1	3	3	2	3	3	4	1	0	1	1	
Libya	58	43	33	2	0	3	2	0	2	1	0	0	1	0	
Morocco	106	103	43	4	2	0	1	1	0	1	0				
Oman	20	34	24	0	3	0	0	1	3	4	1	1	0		
Pakistan	4790	5369	2575	130	124	123	97	98	92	86	62	54	27	3	0
Palestine ****	38	21	15	0	0	0	1	0	0	0	0	0	0		
Qatar	8	7	7	0	0	1	0	0	0	1	0	0	0		
Saudi Arabia	220	227	129	2	5	3	4	6	2	5	2	2	1		
Somalia	546	420	171	10	6	10	4	6	2	6	1	2	0	0	
Sudan	410	442	224	7	10	9	14	7	5	3	6	7	6	0	0
Syria ****	180	306	131	2	6	3	5	6	2	3	4	8	0	0	
Tunisia	43	44	26	1	1	0	0	0	2	2	1	1	0	0	
U.A.E	31	25	16	1	0	1	0	0	2	1	0	0	0	0	
Yemen	614	578	222	7	13	7	3	9	7	5	5	4	5	0	1
<b>Total EMR</b>	<b>11540</b>	<b>12546</b>	<b>6571</b>	<b>293</b>	<b>269</b>	<b>279</b>	<b>215</b>	<b>259</b>	<b>208</b>	<b>220</b>	<b>174</b>	<b>165</b>	<b>109</b>	<b>40</b>	<b>17</b>

No data = No report received

Totals of the year 2013 include South Sudan that has now moved to the African Region starting October 2013

Table 2: Confirmed polio cases by month of onset

Country	Total year 2013	Total year 2014	26/07		Confirmed polio cases by month of onset											
			2014	2015	August 2014	September 2014	October 2014	November 2014	December 2014	January 2015	February 2015	March 2015	April 2015	May 2015	June 2015	July 2015
Afghanistan	14	28	8	6	1	7	7	4	1	1	0	0	2	1	2	
Bahrain	0	0	0	0	0	0	0	0	0	0	0	0	0	0		
Djibouti	0	0	0	0	0	0	0	0	0	0	0	0	0	0		
Egypt	0	0	0	0	0	0	0	0	0	0	0	0	0	0		
Iran	0	0	0	0	0	0	0	0	0	0	0	0	0	0	0	
Iraq	0	2	2	0	0	0	0	0	0	0	0	0	0	0	0	
Jordan ****	0	0	0	0	0	0	0	0	0	0	0	0	0	0	0	
Kuwait	0	0	0	0	0	0	0	0	0	0	0	0	0	0	0	
Lebanon ****	0	0	0	0	0	0	0	0	0	0	0	0	0	0	0	
Libya	0	0	0	0	0	0	0	0	0	0	0	0	0	0	0	
Morocco	0	0	0	0	0	0	0	0	0	0	0	0	0	0	0	
Oman	0	0	0	0	0	0	0	0	0	0	0	0	0	0	0	
Pakistan	93	306	121	28	40	49	30	43	14	10	10	2	1	2	3	
Palestine ****	0	0	0	0	0	0	0	0	0	0	0	0	0	0	0	
Qatar	0	0	0	0	0	0	0	0	0	0	0	0	0	0	0	
Saudi Arabia	0	0	0	0	0	0	0	0	0	0	0	0	0	0	0	
Somalia	194	5	4	0	1	0	0	0	0	0	0	0	0	0	0	
Sudan	0	0	0	0	0	0	0	0	0	0	0	0	0	0	0	
Syria ****	35	1	1	0	0	0	0	0	0	0	0	0	0	0	0	
Tunisia	0	0	0	0	0	0	0	0	0	0	0	0	0	0	0	
U.A.E	0	0	0	0	0	0	0	0	0	0	0	0	0	0	0	
Yemen	0	0	0	0	0	0	0	0	0	0	0	0	0	0	0	
<b>Total EMR</b>	<b>336</b>	<b>342</b>	<b>136</b>	<b>34</b>	<b>42</b>	<b>56</b>	<b>37</b>	<b>47</b>	<b>15</b>	<b>11</b>	<b>10</b>	<b>2</b>	<b>3</b>	<b>3</b>	<b>5</b>	<b>0</b>

\*\*\*\* UNRWA cases are included with those of country of residence



## World Health Organization – Regional Office for Eastern Mediterranean

## AFP SURVEILLANCE

13-Jul-15

Week 30, ending 26 July 2015

Number 877

Table 3: Investigation of AFP cases with paralysis onset in 2014 &amp; 2015 up to Week (30/15) / Ending on : 26/07/2015)

COUNTRY	2014												2015												Latest line List Date
	AFP									Specimen	Wild cases ****		AFP									Specimen	Wild cases ****		
	Total AFP cases onset 2014	Case classification					Non polio AFP rate **	AFP cases pending classification > 90 days from onset of paralysis	AFP cases pending classification and lab > 90 days from onset of paralysis	% with *** adequate specimens	Wild P1 Poliovirus	Wild P3 Poliovirus	Total AFP cases onset 2015	Case classification					Annualized Non polio AFP rate **	AFP cases pending classification > 90 days from onset of paralysis	AFP cases pending classification and lab > 90 days from onset of paralysis	% with *** adequate specimens	Wild P1 Poliovirus	Wild P3 Poliovirus	
		Total Confirmed Polio Cases *	Polio Compatible	Pending Classification	Discarded (non polio AFP)	VDPV								Total Confirmed Polio Cases *	Polio Compatible	Pending Classification	Discarded (non polio AFP)	VDPV							
Afghanistan	2421	28	6	0	2387	0	12.7	0	0	92.4	28	0	1544	6	0	126	1412	0	13.8	15	1	95.4	6	0	26/07/2015
Bahrain	16	0	0	0	16	0	5.9	0	0	100.0	0	0	4	0	0	1	3	0	2.6	0	0	75.0	0	0	26/07/2015
Djibouti	3	0	0	1	2	0	1.0	1	0	66.7	0	0	3	0	0	3	0	0	1.8	3	2	66.7	0	0	28/06/2015
Egypt	1000	0	0	0	999	1	2.9	0	0	93.4	0	0	614	0	0	74	540	0	3.1	0	0	91.7	0	0	26/07/2015
Iran	753	0	0	0	751	2	4.2	0	0	96.0	0	0	406	0	0	15	391	0	3.9	0	0	97.0	0	0	26/07/2015
Iraq	590	2	1	0	587	0	4.0	0	0	88.6	2	0	262	0	0	27	235	0	3.2	5	1	86.3	0	0	23/07/2015
Jordan	62	0	0	0	62	0	2.5	0	0	96.8	0	0	49	0	0	13	36	0	3.1	0	0	89.8	0	0	23/07/2015
Kuwait	32	0	0	0	32	0	3.8	0	0	93.8	0	0	20	0	0	1	19	0	4.1	0	0	95.0	0	0	16/07/2015
Lebanon	50	0	0	0	50	0	2.6	0	0	70.0	0	0	53	0	0	9	44	0	4.4	1	0	92.5	0	0	25/07/2015
Libya	43	0	0	0	43	0	2.1	0	0	95.3	0	0	33	0	0	6	27	0	2.8	0	0	90.9	0	0	25/07/2015
Morocco	103	0	0	0	103	0	1.0	0	0	70.9	0	0	43	0	0	14	29	0	0.7	7	1	60.5	0	0	03/07/2015
Oman	34	0	0	0	34	0	4.3	0	0	97.1	0	0	24	0	0	1	23	0	4.9	0	0	95.8	0	0	15/07/2015
Pakistan	5369	306	45	0	4992	27	6.5	0	0	87.9	306	0	2575	28	0	218	2327	2	5.8	89	4	89.4	28	0	26/07/2015
Palestine	21	0	0	0	21	0	1.2	0	0	90.5	0	0	15	0	0	1	14	0	1.5	0	0	86.7	0	0	12/07/2015
Qatar	7	0	0	0	7	0	2.3	0	0	100.0	0	0	7	0	0	2	5	0	4.2	0	0	71.4	0	0	14/07/2015
Saudi Arabia	227	0	0	0	227	0	2.5	0	0	97.8	0	0	129	0	0	35	94	0	2.4	2	2	99.2	0	0	14/07/2015
Somalia	420	5	4	0	411	0	7.4	0	0	96.7	5	0	171	0	1	4	166	0	5.2	0	0	98.2	0	0	23/07/2015
Sudan	442	0	0	0	442	0	2.7	0	0	97.3	0	0	224	0	0	9	215	0	2.3	0	0	98.2	0	0	26/07/2015
Syria	306	1	2	0	303	0	4.0	0	0	84.3	1	0	131	0	0	17	114	0	3.0	0	0	90.8	0	0	23/07/2015
Tunisia	44	0	0	0	44	0	1.7	0	0	81.8	0	0	26	0	0	6	20	0	1.7	0	0	80.8	0	0	24/07/2015
U.A.E	25	0	0	0	25	0	2.4	0	0	92.0	0	0	16	0	0	3	13	0	2.6	0	0	81.3	0	0	26/07/2015
Yemen	578	0	0	0	578	0	4.8	0	0	95.0	0	0	222	0	0	102	120	0	3.0	29	25	92.8	0	0	25/07/2015
EMR	12546	342	58	1	12116	30	5.1	1	0	90.7	342	0	6571	34	1	687	5847	2	4.7	151	36	92.0	34	0	
2013	11540	336	55	2	11091	56	4.6	2	0	90.1	336	0													

\* Confirmed polio cases refer to wild isolation from AFP cases or from contacts of negative index AFP cases

\*\* Non-polio AFP per 100,000 children &lt;15 years

Totals of the year 2013 include South Sudan that has now moved to the African Region starting October 2013

\*\*\* Adequate here refers to two stool specimens collected at least 24 hours apart, within 14 days of paralysis onset

\*\*\*\* AFP cases co infected with P1 and P3 are counted separately as wild isolates



**Table 4: Investigation of contacts of AFP cases with paralysis onset in 2015 up to Week (30/15) / Ending on : (26/07/2015)**

Country	No. of AFP cases	No. of eligible AFP cases for contact sampling*	% of eligible AFP cases with contact samplings	% of eligible AFP cases with 3+ contacts	Total number of Contacts**	% of contacts under 5 years	% of contacts with specimens collected within 7 days of notification of index	% Contact specimens in lab within 3 days of collection	% Contact specimens positive for NPEV	% Contact specimens positive for Sabin like virus	No. of contacts positive for wild virus	% of wild polio virus isolation from contacts	No. of Contacts positive for VDPVs	No. of -ve index AFP cases identified positive by contact	No. of district identified infected from contacts
Afghanistan	1544	71	88.7	87.3	588	97.1	65.3	20.4	25.8	4.7	3	0.5		2	2
Bahrain	4	1	0.0	0.0	0						0			0	0
Djibouti	3	1	0.0	0.0	0						0			0	0
Egypt	614	57	66.7	64.9	217	82.5	60.8	97.5	12.1	4.0	0	0.0		0	0
Iran	406	12	91.7	83.3	61	83.6	32.8	65.6	0.0	1.6	0	0.0		0	0
Iraq	262	36	58.3	36.1	251	65.7	18.3	85.7	10.7	7.0	0	0.0		0	0
Jordan	49	5	20.0	0.0	15	73.3	93.3	93.3	0.0	0.0	0	0.0		0	0
Kuwait	20	1	100.0	0.0	38	60.5	81.6	100.0	2.7	5.4	0	0.0		0	0
Lebanon	53	4	50.0	50.0	84	31.0	75.0	1.2	7.1	3.6	0	0.0		0	0
Libya	33	3	0.0	0.0	0						0			0	0
Morocco	43	17	41.2	29.4	24	16.7	41.7	75.0	0.0	0.0	0	0.0		0	0
Oman	24	1	0.0	0.0	0						0			0	0
Pakistan	2575	274	80.7	73.7	795	83.8	50.8	67.1	25.1	6.3	1	0.1		1	0
Palestine	15	2	0.0	0.0	0						0			0	0
Qatar	7	2	0.0	0.0	0						0			0	0
Saudi Arabia	129	1	100.0	100.0	6	83.3	0.0				0			0	0
Somalia	171	3	100.0	66.7	494	95.5	92.9	27.5	9.2	6.0	0	0.0		0	0
Sudan	224	4	100.0	100.0	75	80.0	65.3	54.9	15.7	0.0	0	0.0		0	0
Syria	131	12	66.7	50.0	271	27.7	85.6	50.2	5.1	3.5	0	0.0		0	0
Tunisia	26	5	20.0	0.0	6	16.7	66.7	80.0	0.0	0.0	0	0.0		0	0
U.A.E.	16	3	66.7	0.0	3	66.7	0.0				0			0	0
Yemen	222	16	62.5	56.3	548	55.1	83.9	3.2	17.2	1.6	0	0.0		0	0
<b>Grand Total 2015</b>	<b>6571</b>	<b>531</b>	<b>74.2</b>	<b>66.5</b>	<b>3476</b>	<b>75.2</b>	<b>66.4</b>	<b>46.5</b>	<b>16.7</b>	<b>4.8</b>	<b>4</b>	<b>0.1</b>		<b>3</b>	<b>2</b>
<b>Grand Total 2014</b>	<b>12546</b>	<b>1182</b>	<b>74.8</b>	<b>68.2</b>	<b>7273</b>	<b>77.1</b>	<b>72.4</b>	<b>40.6</b>	<b>17.2</b>	<b>4.3</b>	<b>19</b>	<b>0.3</b>	<b>4</b>	<b>8</b>	<b>2</b>

\* Eligible refers to AFP cases with inadequate stool specimens

Totals of the year 2013 include South Sudan that has now moved to the African Region starting October 2013

\*\* Total number of contacts from eligible AFP cases and from other AFP cases as per with country criteria for contact sampling

**Last wild contacts in EMRO, 01/01/2014 - 26/07/2015**

Year	Country	Data	Date of Most Recent stool collection
		Count of wild contacts	
2014	Pakistan	14	21/01/2015
	Afghanistan	4	13/11/2014
	Iraq	1	26/02/2014
<b>2014 Total</b>		<b>19</b>	<b>21/01/2015</b>
2015	Afghanistan	3	28/05/2015
	Pakistan	1	08/02/2015
<b>2015 Total</b>		<b>4</b>	<b>28/05/2015</b>

**Number and distribution by district of -ve index AFP cases identified as wild positive by contact in EMR, 2014 -2015**

Year	COUNTRY	PROVINC	DISTRICT	P1 Count	First case	Last case
2014	AFG	KANDAHAH	NANGARH BEHSUD	1	21/10/2014	21/10/2014
			SPINBOLDAK	1	19/10/2014	19/10/2014
			KANDAHAR	1	02/09/2014	02/09/2014
	<b>AFG Total</b>			<b>3</b>	<b>02/09/2014</b>	<b>21/10/2014</b>
	PAK	BALOCHIS	QUETTA	1	30/08/2014	30/08/2014
			KHYBER PAK NOWSHERA	1	21/12/2014	21/12/2014
			PESHAWAR	1	16/09/2014	16/09/2014
			BANNU	1	03/03/2014	03/03/2014
			WAZIR-S	1	18/12/2014	18/12/2014
	<b>PAK Total</b>			<b>5</b>	<b>03/03/2014</b>	<b>21/12/2014</b>
<b>2014 Total</b>			<b>8</b>	<b>03/03/2014</b>	<b>21/12/2014</b>	
2015	AFG	FARAH	GULESTAN	1	23/04/2015	23/04/2015
			BAKWA	1	21/04/2015	21/04/2015
	<b>AFG Total</b>			<b>2</b>	<b>21/04/2015</b>	<b>23/04/2015</b>
	PAK	KHYBER PAK TANK		1	25/01/2015	25/01/2015
			1	25/01/2015	25/01/2015	
<b>2015 Total</b>			<b>3</b>	<b>25/01/2015</b>	<b>23/04/2015</b>	



**Table 5: Laboratory investigation of AFP cases with paralysis onset in 2015 up to Week (30/15) / Ending on : (26/07/2015)**

Country	Polio laboratories  Sequencing performed by CDC and RIVM laboratories	AFP cases with specimens	Preliminary virus isolation results of AFP cases						Poliovirus intratypic differentiation results #										Indicators				Latest report Date			
			Referred for ITD		NPEV only	Negative	Pending		Type 1			Type 2			Type 3			Discordant pending sequence	NPEV by PCR	Non-EV	Pending ITD	% specimens positive for NPEV*		% AFP cases with culture results within 14 days	% AFP cases with ITD results within 7 days	% AFP cases with ITD results within 45 days of onset**
			L20B+	L20B+NPEV			received < / = 14 days	received > 14 days ago	Wild	Sabin	VDPV	Wild	Sabin	VDPV	Wild	Sabin	VDPV									
Afghanistan	RRL Pakistan	1505	104	14	308	1014	57	8	4	62			32			62		1	1			19%	98%	97%	99%	25/07/2015
Bahrain	PNL Oman	4				3	1															0%	100%		100%	21/07/2015
Djibouti	NPL Kenya	3						3																		28/06/2015
Egypt***	RRL Egypt	578	30	1	79	430	10	28		15			11			11			1	6		11%	100%	100%	99%	26/07/2015
Iran	NPL Iran	411	7		2	388	14			4						2		2				0%	100%	100%	98%	22/07/2015
Iraq	RRL Egypt	263	11		29	211	7	5		3			2			4			1			11%	100%	100%	78%	23/07/2015
Jordan	RRL Tunisia	50			3	47																8%	100%			26/07/2015
Kuwait	RRL Kuwait	20				18		2														1%	100%		100%	16/07/2015
Lebanon	RRL Egypt	52	1			47		4												1		5%	98%	100%	90%	26/07/2015
Libya	RRL Tunisia	33				31	1	1														0%	100%		84%	15/07/2015
Morocco	RRL Tunisia	35			3	28	1	3														8%	100%		97%	24/07/2015
Oman	NPL Oman	24			4	19		1														18%	100%		100%	21/07/2015
Pakistan	RRL Pakistan	2755	176	27	571	1812	158	11	27	69			69	2		74			4			20%	99%	99%	97%	25/07/2015
Palestine & UNRWA		15				15																0%	0%		100%	12/07/2015
Qatar	NPL Oman	7			1	6																14%	100%		100%	21/07/2015
Saudi Arabia	NPL Oman	139	3		7	123	1	2		3			3			4			3			5%	100%	100%	73%	26/07/2015
Somalia	NPL Kenya	171	11	4	22	130		4		9			6			11						16%	18%		97%	23/07/2015
Sudan	RRL Egypt	224	3		18	195	8			1			1			1		1	1			9%	100%	100%	100%	26/07/2015
Syria	RRL Egypt	141	6		9	123	2	1					2			3						5%	99%	100%	50%	26/07/2014
Tunisia	RRL Tunisia	27				23	2	2														0%	100%		100%	15/07/2015
U.A.E	NPL Oman	16	1		2	13				1												6%	100%	100%	81%	21/07/2015
Yemen	RRL Egypt	120	1		22	97				1			1									15%	99%	100%	85%	26/07/2015
<b>Total EMR 2015</b>		<b>6593</b>	<b>354</b>	<b>46</b>	<b>1080</b>	<b>4773</b>	<b>262</b>	<b>75</b>	<b>31</b>	<b>168</b>	<b>1</b>	<b>127</b>	<b>2</b>	<b>172</b>	<b>4</b>	<b>11</b>	<b>7</b>	<b>4</b>	<b>11</b>	<b>7</b>	<b>4</b>	<b>15%</b>	<b>96%</b>	<b>98%</b>	<b>97%</b>	
<b>Total EMR 2014</b>		<b>12291</b>	<b>954</b>	<b>93</b>	<b>2203</b>	<b>9039</b>			<b>334</b>	<b>339</b>	<b>1</b>	<b>169</b>	<b>26</b>	<b>344</b>	<b>3</b>	<b>18</b>	<b>3</b>	<b>3</b>	<b>18</b>	<b>3</b>	<b>3</b>	<b>16%</b>	<b>94%</b>	<b>95%</b>	<b>97%</b>	

\* Specimens from all sources including non-AFP cases, excluding environmental samples

\*\* This indicator reflects surveillance and laboratory activities



Environmental surveillance initiated in **Egypt** in September 2000 showed the following:

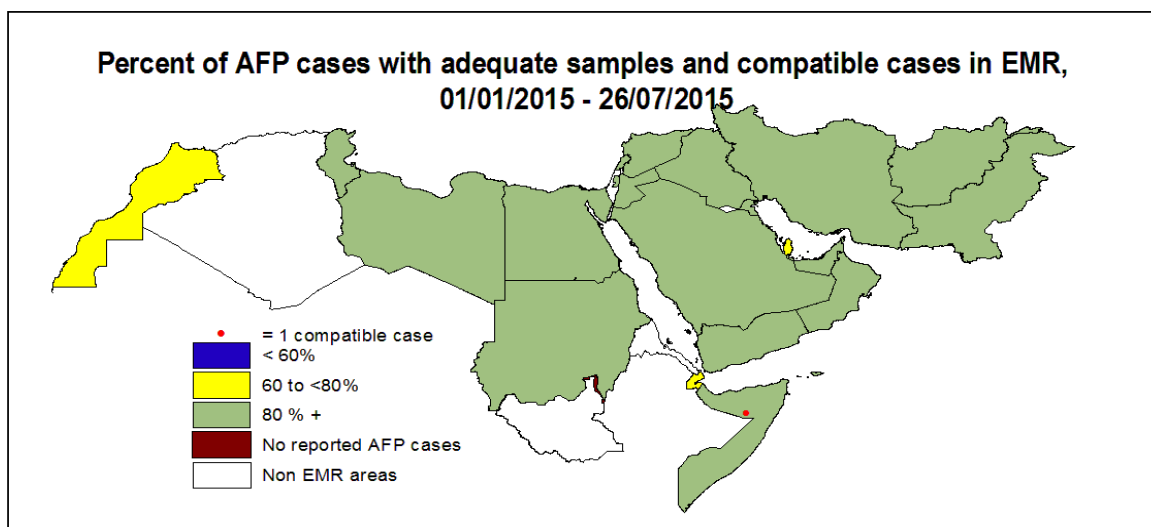
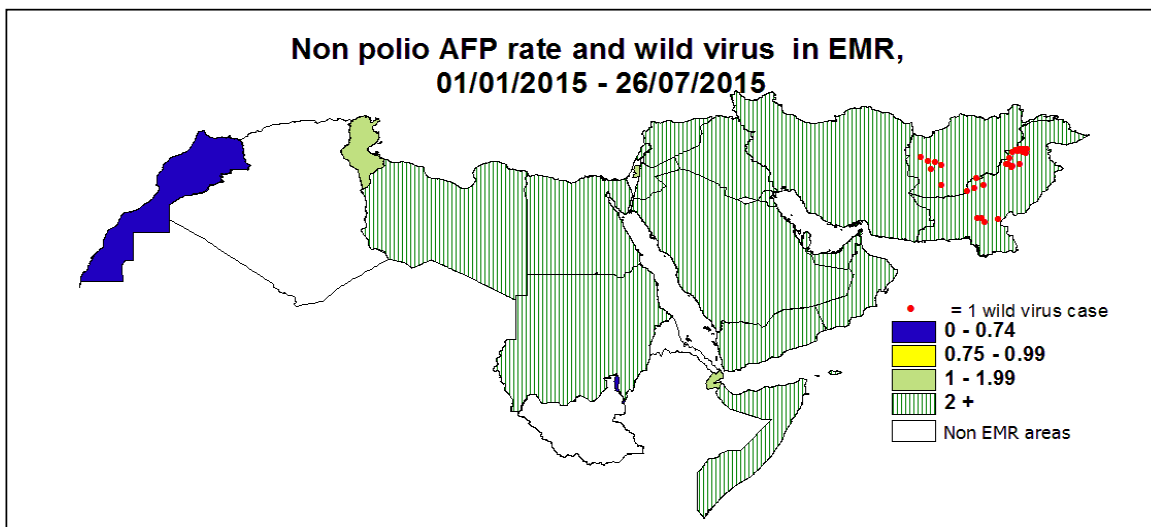
Result	2010	2011	2012	2013	2014	2015
Negative	183	178	196	304	410	154
Pending						54
Wild			2			
VDPVP2			7	3	2	2
VDPVP1			1		1	
Total	183	178	206	307	413	210

YEAR	Province	Site	Count	First date	Last Date
2014	GIZA	AL HARAM	1	30/09/2014	30/09/2014
		AL WASLA	1	04/03/2014	04/03/2014
	VDPVP2 Total		2	04/03/2014	30/09/2014
	QALUBIA	BENHA	1	20/04/2014	20/04/2014
VDPVP1 Total		1	20/04/2014	20/04/2014	
2015	GIZA	AL WASLA	1	04/02/2015	04/02/2015
		HURGADA	1	26/05/2015	26/05/2015
	VDPVP2 Total		2	04/02/2015	26/05/2015

Environmental surveillance initiated in **Pakistan** in 2009 and **Afghanistan** in 2014 showed the following:

COUNTRY1	Status	2009	2010	2011	2012	2013	2014	2015
AFG	Negative						9	78
	Pending							3
	Wild						17	8
AFG Total							9	95
PAK	Negative	27	77	68	151	257	239	175
	Pending						1	26
	Wild	18	79	136	88	63	122	34
	Wild & VDPV2					2	5	3
VDPV2							5	7
PAK Total		45	156	204	239	322	372	245

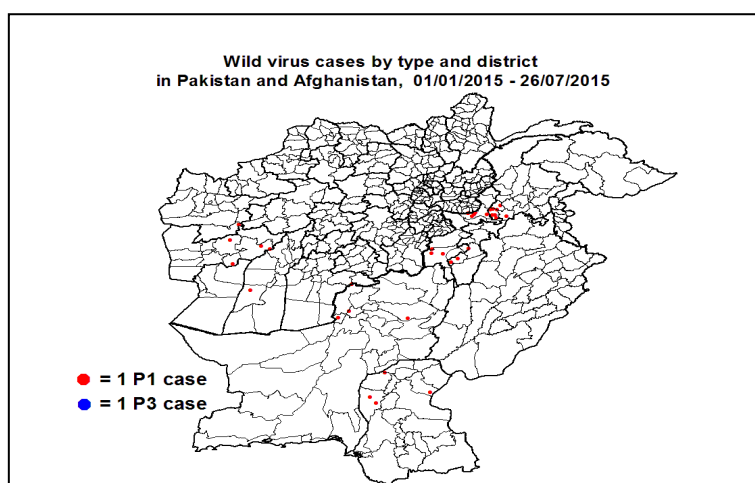
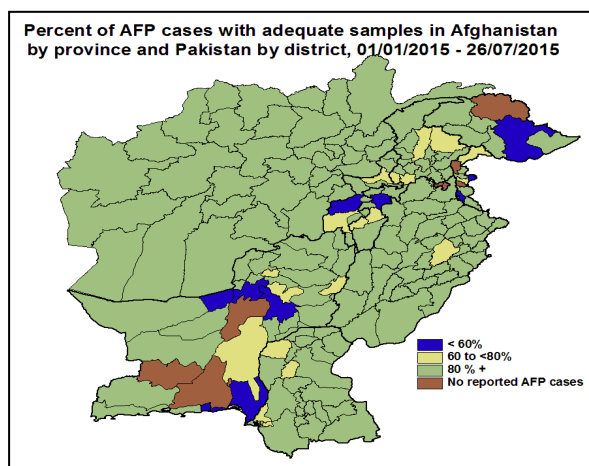
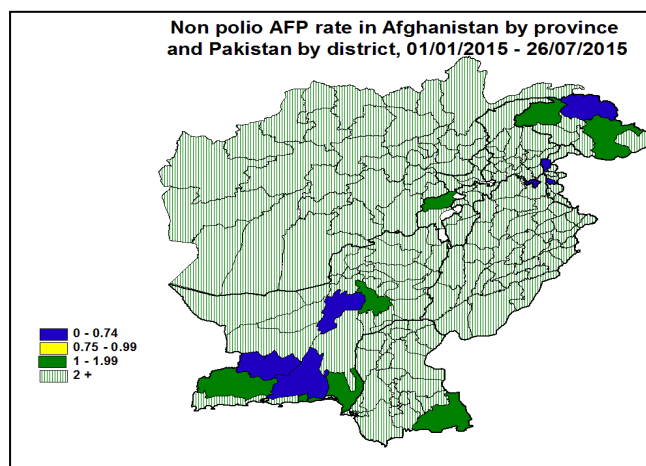
Year	COUNTR	Status	SITEDIST	SITENAME	Count	Wild	First date	Last date
2015	AFG	Wild	HILMAND	BOLAN BRIDGE	2		25/01/2015	20/04/2015
				RADIO MAHALLIE	2		22/02/2015	22/03/2015
				ZARAT BAGH	1		24/01/2015	24/01/2015
			NANGARHAR	RADOR BRIDGE	1		22/02/2015	22/02/2015
				KANDAHAR	1		04/01/2015	04/01/2015
			RAROBAT	1		26/01/2015	26/01/2015	
			AFG Total		8		04/01/2015	20/04/2015
	PAK	Wild	KABDULLAH	ARMY KAZIBA	2		01/03/2015	01/06/2015
				HADI PACKET	1		15/01/2015	15/01/2015
			KHI.GADAP TOWN	BALDIA COMPOSITE	2		06/01/2015	04/02/2015
				COMPOSITE SAMPLE	2		20/01/2015	11/05/2015
			PESHAWAR	LARA MA	2		03/01/2015	24/01/2015
				SHAHEEN TOWN	4		10/01/2015	11/05/2015
			DIKHAN	MODC DRAIN	1		04/03/2015	04/03/2015
				ZAFAR ABAD DRAIN	1		05/05/2015	05/05/2015
			JACOBABAD	SADDAR PUMPING STATION	3		08/01/2015	05/05/2015
				KHI.GULSHAN-E-IQBAL TOWN	2		13/01/2015	05/05/2015
QUETTA			RASHID MINHAS RD LAY	1		02/03/2015	02/03/2015	
			JAM-E-SALFIA	1		12/01/2015	12/01/2015	
MILTAN			JATAK KILLI & TAKHTHANI BY PASS	2		28/01/2015	28/04/2015	
			SURAJ MIANI	1		08/04/2015	08/04/2015	
RAWALPINDI			DHOKE DALLAL	1		10/03/2015	10/03/2015	
			MAKKA PUMPING STATION	2		06/01/2015	04/02/2015	
SUKKUR			MIANI PUMPING STATION	2		05/02/2015	05/03/2015	
			MULTAN ROAD STATION	1		19/02/2015	19/02/2015	
LAHORE			OUTFALL STATION	1		12/01/2015	12/01/2015	
			TULSIDAS PUMPING STATION	1		03/02/2015	03/02/2015	
HYDERABAD	SABZI MANDI	1		12/01/2015	12/01/2015			
	JATAK KILLI & TAKHTHANI BY PASS	1		28/03/2015	28/03/2015			
Wild & VDPV2	QUETTA	LARA MA	1		26/02/2015	26/02/2015		
		SOHRAB GOTH	1		22/01/2015	22/01/2015		
VDPV2	KHI.GULSHAN-E-IQBAL TOWN	RASHID MINHAS RD LAY	1		08/06/2015	08/06/2015		
		OUTFALL STATION	1		13/04/2015	13/04/2015		
	LAHORE	COMPOSITE SAMPLE	3		14/01/2015	16/03/2015		
		SOHRAB GOTH	2		23/02/2015	18/03/2015		
PAK Total		44		03/01/2015	08/06/2015			
Grand Total		52		03/01/2015	08/06/2015			



**Wild polio cases by country and date of onset of paralysis in EMR, 2014-2015**

Year	COUNTRY	Count	First Case	Last Case
2014	PAK	306	03/01/2014	26/12/2014
	AFG	28	14/01/2014	04/12/2014
	SOM	5	11/05/2014	11/08/2014
	IRQ	2	10/02/2014	07/04/2014
	SYR	1	21/01/2014	21/01/2014
2014 Total		342	03/01/2014	26/12/2014
2015	PAK	28	03/01/2015	30/06/2015
	AFG	6	21/01/2015	27/06/2015
2015 Total		34	03/01/2015	30/06/2015

Last reported wild Polio P3 from Pakistan with date of onset 18/04/2012

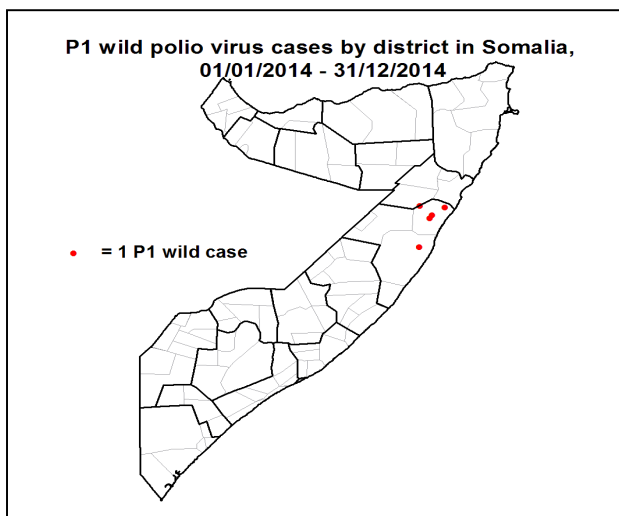
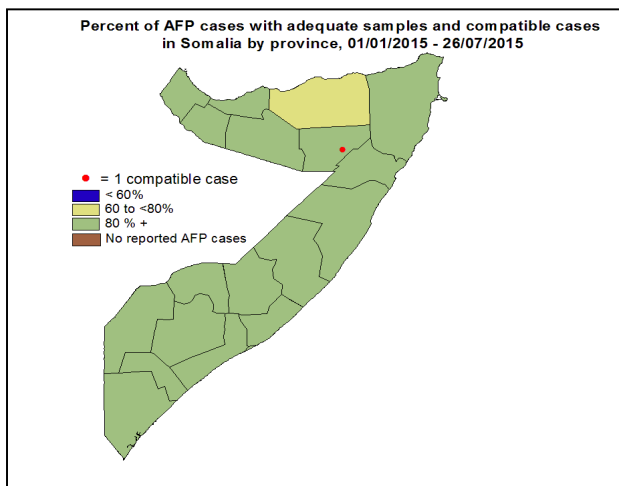
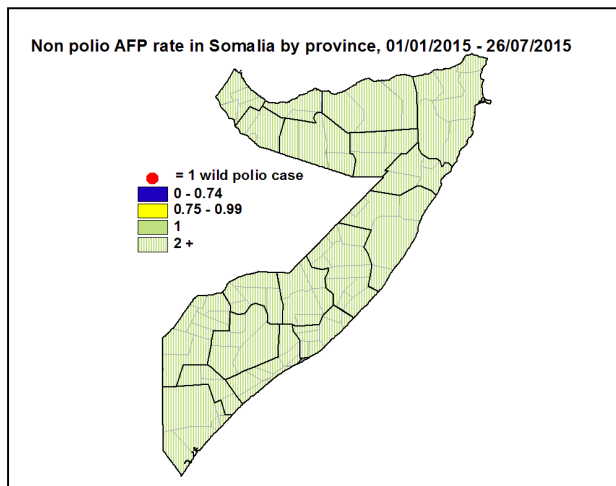


### Wild Polio cases by district and date of onset of paralysis, Afghanistan 2015

PROVINCE	DISTRICT	Count	First case	Last case
HIRAT	SHINDAND	1	27/06/2015	27/06/2015
FARAH	BALABULUK	1	07/06/2015	07/06/2015
	GULESTAN	2	23/04/2015	05/05/2015
	BAKWA	1	21/04/2015	21/04/2015
HILMAND	REG	1	21/01/2015	21/01/2015
<b>Grand Total</b>		<b>6</b>	<b>21/01/2015</b>	<b>27/06/2015</b>

### Wild Polio cases by district and date of onset of paralysis, Pakistan 2015

PROVINCE	DISTRICT	Count	First case	Last case
(blank)	(blank)	1	30/06/2015	30/06/2015
KHYBER PAKHTOON	PESHAWAR	6	17/01/2015	09/06/2015
	CHARSADA	1	20/04/2015	20/04/2015
	TANK	2	03/01/2015	25/01/2015
	LAKKIMRWT	1	07/01/2015	07/01/2015
	NOWSHERA	1	05/01/2015	05/01/2015
BALOCHISTAN	QUETTA	2	20/02/2015	06/06/2015
	LORALAI	1	09/02/2015	09/02/2015
	KABDULAH	1	03/02/2015	03/02/2015
FATA	WAZIR-S	2	07/01/2015	24/05/2015
	WAZIR-N	1	06/05/2015	06/05/2015
	KHYBER	5	05/01/2015	24/02/2015
SINDH	DADU	2	10/02/2015	19/02/2015
	SUKKUR	1	13/02/2015	13/02/2015
	KAMBAR	1	04/01/2015	04/01/2015
<b>Grand Total</b>		<b>28</b>	<b>03/01/2015</b>	<b>30/06/2015</b>



Wild Polio cases by district and date of onset of paralysis, Somalia 2014						
			P1			
Year	PROVINCE	DISTRICT	Count	First case	Last case	
2014	MUDUG	HOBYO	1	11/08/2014	11/08/2014	
		JARIBAN	4	11/05/2014	03/06/2014	
2014 Total			5	11/05/2014	11/08/2014	





**Circulating VDPV cases and date of onset of paralysis in EMR countries by districts  
2014 - 2015**

Year	COUNTRY	PROVINCE	DISTRICT	cVDPV2				
				Count	First Case	Last Case		
2014	PAK	SINDH	KHIGADAP	1	13/12/2014	13/12/2014		
			FATA	KHYBER	3	27/05/2014	15/11/2014	
				FR BANNU	8	24/01/2014	27/05/2014	
				WAZIR-N	7	03/01/2014	12/04/2014	
		KHYBER PAKHTOON	PESHAWAR	1	01/08/2014	01/08/2014		
			LAKKIMRWT	1	08/05/2014	08/05/2014		
			BANNU	1	03/05/2014	03/05/2014		
		PAK Total				22	03/01/2014	13/12/2014
		2014 Total				22	03/01/2014	13/12/2014

In 2014, 1 AFP case in Pakistan was identified as VDPV by contact  
 In 2014, 1 AFP case in Pakistan from Khyber district, FATA province with date of onset 27/05/2014 was identified as WPV1 & cVDPV2.  
 The case is classified as wild and reflected in page-2- table (3), pages 6 & 7 of the polio fax. Accordingly final number of cVDPV cases in Pakistan for 2014 is (22)