



AFP SURVEILLANCE

5-Oct-15

Week 40, ending 4 October 2015

Number 887

Table 1: Acute Flaccid Paralysis (AFP) cases by week of onset

Country	Reported AFP cases by week of onset - Week (40/15) / Ending on : 04/10/15														
	Total AFP 2013	Total AFP 2014	Total AFP to date, 2015	W 29 19 July 15	W 30 26 July 15	W 31 02 Aug 15	W 32 09 Aug 15	W 33 16 Aug 15	W 34 23 Aug 15	W 35 30 Aug 15	W 36 06 Sep 15	W 37 13 Sep 15	W 38 20 Sep 15	W 39 27 Sep 15	W 40 04 Oct 15
Afghanistan	1897	2421	2038	33	59	42	48	60	53	69	48	51	29	15	3
Bahrain	12	16	10	0	1	0	1	0	0	0	1	1	2	0	0
Djibouti	7	3	3	0	0	0	0	0	0	0	0	0	0	0	0
Egypt	1007	1000	775	10	23	17	20	24	12	11	12	15	21	11	1
Iran	708	754	556	16	13	12	11	22	15	15	16	14	7	6	
Iraq	444	590	355	7	5	13	10	12	14	8	11	8	3	0	
Jordan ****	35	62	63	0	0	3	2	0	1	2	0	2	2	2	
Kuwait	39	32	23	0	0	0	0	0	0	0	0	1	0	0	1
Lebanon ****	33	50	77	2	3	2	1	1	2	5	1	2	2	2	
Libya	58	43	43	0	0	1	1	0	2	0	1	1	3	0	
Morocco	106	103	57	1	2	1	1	1	1	1	2	0	1		
Oman	20	34	29	0	0	1	0	0	0	1	0	0	0	3	0
Pakistan	4790	5369	3833	78	98	105	88	119	136	97	112	109	46	2	0
Palestine ****	38	21	20	0	0	0	0	0	1	0	1	1	1	0	0
Qatar	8	7	9	0	0	0	0	0	1	0	0	0	0	0	0
Saudi Arabia	220	227	155	1	4	3	4	5	1	4	2	0			
Somalia	546	420	223	5	5	4	6	7	2	2	4	3	2	1	
Sudan	410	442	318	6	12	9	6	9	9	11	13	8	5	4	0
Syria ****	180	306	183	2	4	6	4	4	11	7	3	4	4	1	
Tunisia	43	44	37	1	1	0	1	0	1	2	1	0	0		
U.A.E	31	25	20	0	1	0	0	0	1	1	0	0	0	0	
Yemen	614	578	306	3	6	9	8	11	14	7	9	6	4	2	2
Total EMR	11540	12547	9133	165	237	228	212	275	277	243	237	226	132	49	7

No data = No report received

Totals of the year 2013 include South Sudan that has now moved to the African Region starting October 2013

Table 2: Confirmed polio cases by month of onset

Country	Total year 2013	Total year 2014	04/10		Confirmed polio cases by month of onset											
			2014	2015	November 2014	December 2014	January 2015	February 2015	March 2015	April 2015	May 2015	June 2015	July 2015	August 2015	September 2015	October 2015
Afghanistan	14	28	18	12 *	4	1	1	0	0	2	1	2	1	3	2	
Bahrain	0	0	0	0	0	0	0	0	0	0	0	0	0	0		
Djibouti	0	0	0	0	0	0	0	0	0	0	0	0	0	0		
Egypt	0	0	0	0	0	0	0	0	0	0	0	0	0	0		
Iran	0	0	0	0	0	0	0	0	0	0	0	0	0	0		
Iraq	0	2	2	0	0	0	0	0	0	0	0	0	0	0		
Jordan ****	0	0	0	0	0	0	0	0	0	0	0	0	0	0		
Kuwait	0	0	0	0	0	0	0	0	0	0	0	0	0	0	0	
Lebanon ****	0	0	0	0	0	0	0	0	0	0	0	0	0	0		
Libya	0	0	0	0	0	0	0	0	0	0	0	0	0	0		
Morocco	0	0	0	0	0	0	0	0	0	0	0	0	0	0		
Oman	0	0	0	0	0	0	0	0	0	0	0	0	0	0		
Pakistan	93	306	225	36	43	14	10	10	2	1	2	4		5	2	
Palestine ****	0	0	0	0	0	0	0	0	0	0	0	0	0	0		
Qatar	0	0	0	0	0	0	0	0	0	0	0	0	0	0	0	
Saudi Arabia	0	0	0	0	0	0	0	0	0	0	0	0	0	0		
Somalia	194	5	5	0	0	0	0	0	0	0	0	0	0	0		
Sudan	0	0	0	0	0	0	0	0	0	0	0	0	0	0		
Syria ****	35	1	1	0	0	0	0	0	0	0	0	0	0	0		
Tunisia	0	0	0	0	0	0	0	0	0	0	0	0	0	0		
U.A.E	0	0	0	0	0	0	0	0	0	0	0	0	0	0	0	
Yemen	0	0	0	0	0	0	0	0	0	0	0	0	0	0	0	
Total EMR	336	342	251	48 *	47	15	11	10	2	3	3	6	1	8	4	0

**** UNRWA cases are included with those of country of residence

* Advance notification of a new positive wild Poliovirus type (1) from Afghanistan in Nangarhar province, Batikot district, onset 04/09/2015



World Health Organization – Regional Office for Eastern Mediterranean

AFP SURVEILLANCE

Week 40, ending 4 October 2015

5-Oct-15

Number 887

Table 3: Investigation of AFP cases with paralysis onset in 2014 & 2015 up to Week (40/15) / Ending on : 04/10/2015

COUNTRY	2014												2015												Latest line List Date
	AFP									Specimen	Wild cases ****		AFP									Specimen	Wild cases ****		
	Total AFP cases onset 2014	Case classification					Non polio AFP rate **	AFP cases pending classification > 90 days from onset of paralysis	AFP cases pending classification and lab > 90 days from onset of paralysis		% with *** adequate specimens	Wild P1 Poliovirus	Wild P3 Poliovirus	Total AFP cases onset 2015	Case classification					Annualized Non polio AFP rate **	AFP cases pending classification > 90 days from onset of paralysis		AFP cases pending classification and lab > 90 days from onset of paralysis	% with *** adequate specimens	
		Total Confirmed Polio Cases *	Polio Compatible	Pending Classification	Discarded (non polio AFP)	VDPV				Total Confirmed Polio Cases *					Polio Compatible	Pending Classification	Discarded (non polio AFP)	VDPV							
Afghanistan	2421	28	6	0	2387	0	12.7	0	0	92.4	28	0	2038	12	1	134	1891	0	13.5	20	1	94.6	12	0	04/10/2015
Bahrain	16	0	0	0	16	0	5.9	0	0	100.0	0	0	10	0	0	6	4	0	4.9	0	0	90.0	0	0	04/10/2015
Djibouti	3	0	0	1	2	0	1.0	1	0	66.7	0	0	3	0	0	3	0	0	1.3	3	2	66.7	0	0	13/09/2015
Egypt	1000	0	0	0	999	1	2.9	0	0	93.4	0	0	775	0	0	73	702	0	2.9	3	0	91.7	0	0	01/10/2015
Iran	754	0	0	0	752	2	4.2	0	0	95.9	0	0	556	0	0	22	534	0	4.0	0	0	96.0	0	0	03/10/2015
Iraq	590	2	1	0	587	0	4.0	0	0	88.6	2	0	355	0	0	28	327	1	3.2	4	0	85.6	0	0	01/10/2015
Jordan	62	0	0	0	62	0	2.5	0	0	96.8	0	0	63	0	0	14	49	0	2.9	0	0	92.1	0	0	01/10/2015
Kuwait	32	0	0	0	32	0	3.8	0	0	93.8	0	0	23	0	0	1	22	0	3.5	0	0	95.7	0	0	04/10/2015
Lebanon	50	0	0	0	50	0	2.6	0	0	70.0	0	0	77	0	0	14	63	0	4.7	3	0	84.4	0	0	02/10/2015
Libya	43	0	0	0	43	0	2.1	0	0	95.3	0	0	43	0	0	7	36	0	2.7	3	0	90.7	0	0	03/10/2015
Morocco	103	0	0	0	103	0	1.0	0	0	70.9	0	0	57	0	0	23	34	0	0.7	15	2	56.1	0	0	18/09/2015
Oman	34	0	0	0	34	0	4.3	0	0	97.1	0	0	29	0	0	3	26	0	4.4	0	0	96.6	0	0	04/10/2015
Pakistan	5369	306	45	0	4992	27	6.5	0	0	87.9	306	0	3833	36	0	303	3491	3	6.4	106	5	88.8	36	0	04/10/2015
Palestine	21	0	0	0	21	0	1.2	0	0	90.5	0	0	20	0	0	4	16	0	1.5	0	0	90.0	0	0	04/10/2015
Qatar	7	0	0	0	7	0	2.3	0	0	100.0	0	0	9	0	0	2	7	0	4.0	1	0	66.7	0	0	04/10/2015
Saudi Arabia	227	0	0	0	227	0	2.5	0	0	97.8	0	0	155	0	0	29	126	0	2.2	3	3	98.7	0	0	17/09/2015
Somalia	420	5	4	0	411	0	7.4	0	0	96.7	5	0	223	0	1	8	214	0	5.1	0	0	96.9	0	0	01/10/2015
Sudan	442	0	0	0	442	0	2.7	0	0	97.3	0	0	318	0	0	11	307	0	2.5	0	0	97.8	0	0	04/10/2015
Syria	306	1	2	0	303	0	4.0	0	0	84.3	1	0	183	0	0	18	165	0	3.1	1	0	89.1	0	0	01/10/2015
Tunisia	44	0	0	0	44	0	1.7	0	0	81.8	0	0	37	0	0	6	31	0	1.9	0	0	89.2	0	0	23/09/2015
U.A.E	25	0	0	0	25	0	2.4	0	0	92.0	0	0	20	0	0	0	20	0	2.5	0	0	85.0	0	0	03/10/2015
Yemen	578	0	0	0	578	0	4.8	0	0	95.0	0	0	306	0	0	141	165	0	3.1	53	43	92.2	0	0	03/10/2015
EMR	12547	342	58	1	12117	30	5.1	1	0	90.7	342	0	9133	48	2	850	8230	4	4.9	215	56	91.3	48	0	
2013	11540	336	55	2	11091	56	4.6	2	0	90.1	336	0													

* Confirmed polio cases refer to wild isolation from AFP cases or from contacts of negative index AFP cases

** Non-polio AFP per 100,000 children <15 years

*** Adequate here refers to two stool specimens collected at least 24 hours apart, within 14 days of paralysis onset

**** AFP cases co infected with P1 and P3 are counted separately as wild isolates

Totals of the year 2013 include South Sudan that has now moved to the African Region starting October 2013

Advance notification of a new positive wild Poliovirus type (1) from Afghanistan in Nangarhar province, Batikot district, onset 04/09/2015



World Health Organization – Regional Office for Eastern Mediterranean

AFP SURVEILLANCE

Week 40, ending 4 October 2015

5-Oct-15

Number 887

Table 4: Investigation of contacts of AFP cases with paralysis onset in 2015 up to Week (40/15) / Ending on : (04/10/2015)

Country	No. of AFP cases	No. of eligible AFP cases for contact sampling*	% of eligible AFP cases with contact samplings	% of eligible AFP cases with 3+ contacts	Total number of Contacts**	% of contacts under 5 years	% of contacts with specimens collected within 7 days of notification of index	% Contact specimens in lab within 3 days of collection	% Contact specimens positive for NPEV	% Contact specimens positive for Sabin like virus	No. of contacts positive for wild virus	% of wild polio virus isolation from contacts	No. of Contacts positive for VDPVs	No. of -ve index AFP cases identified positive by contact	No. of district identified infected from contacts
Afghanistan	2038	110	82.7	81.8	781	97.3	65.7	21.1	26.6	4.9	3	0.4		2	2
Bahrain	10	1	0.0	0.0	0						0			0	0
Djibouti	3	1	0.0	0.0	0						0			0	0
Egypt	775	72	70.8	69.4	292	82.2	59.6	97.1	13.7	3.6	0	0.0		0	0
Iran	556	22	77.3	68.2	112	45.5	36.6	81.3	0.0	0.9	0	0.0		0	0
Iraq	355	51	60.8	41.2	373	64.6	17.2	85.0	10.2	4.8	0	0.0	2	0	0
Jordan	63	5	20.0	0.0	15	73.3	93.3	93.3	0.0	0.0	0	0.0		0	0
Kuwait	23	1	100.0	0.0	43	60.5	74.4	100.0	2.4	4.8	0	0.0		0	0
Lebanon	77	12	25.0	16.7	89	30.3	70.8	1.1	7.9	3.4	0	0.0		0	0
Libya	43	4	0.0	0.0	0						0			0	0
Morocco	57	25	44.0	36.0	41	19.5	41.5	52.5	5.0	0.0	0	0.0		0	0
Oman	29	1	0.0	0.0	0						0			0	0
Pakistan	3833	429	79.3	74.1	1196	82.9	53.7	67.9	29.2	5.0	2	0.2		2	0
Palestine	20	2	0.0	0.0	0						0			0	0
Qatar	9	3	0.0	0.0	0						0			0	0
Saudi Arabia	155	2	100.0	50.0	7	85.7	0.0				0			0	0
Somalia	223	7	85.7	71.4	647	94.9	92.7	29.2	11.3	6.5	0	0.0		0	0
Sudan	318	7	100.0	100.0	105	80.0	63.8	40.5	11.4	0.0	0	0.0		0	0
Syria	183	20	55.0	35.0	364	27.7	84.3	46.3	4.7	3.5	0	0.0		0	0
Tunisia	37	4	25.0	0.0	6	16.7	66.7	83.3	0.0	0.0	0	0.0		0	0
U.A.E.	20	3	66.7	0.0	3	66.7	0.0	0.0	0.0	0.0	0	0.0		0	0
Yemen	306	24	58.3	50.0	751	55.9	84.4	2.4	14.6	1.4	0	0.0		0	0
Grand Total 2015	9133	806	73.1	66.6	4825	74.3	65.7	48.3	18.2	4.3	5	0.1	2	4	2
Grand Total 2014	12547	1183	74.7	68.1	7307	77.1	72.2	40.9	17.1	4.3	19	0.3	4	8	2

* Eligible refers to AFP cases with inadequate stool specimens

Totals of the year 2013 include South Sudan that has now moved to the African Region starting October 2013

** Total number of contacts from eligible AFP cases and from other AFP cases as per with country criteria for contact sampling

Last wild contacts in EMRO, 01/01/2015 - 04/10/2015

Year	Country	Data	Date of Most Recent stool collection
2015	Pakistan	Count of wild contacts: 2	27/07/2015
	Afghanistan	Count of wild contacts: 3	28/05/2015
2015 Total		Count of wild contacts: 5	27/07/2015

Number and distribution by district of -ve index AFP cases identified as wild positive by contact in EMR, 2015

Year	COUNTRY	PROVINCE	DISTRICT	Count	First case	Last case
2015	AFG	FARAH	GULESTAN	1	23/04/2015	23/04/2015
			BAKWA	1	21/04/2015	21/04/2015
AFG Total				2	21/04/2015	23/04/2015
	PAK	KHYBER PAKHTOON	PESHAWAR	1	08/06/2015	08/06/2015
			TANK	1	25/01/2015	25/01/2015
PAK Total				2	25/01/2015	08/06/2015
2015 Total				4	25/01/2015	08/06/2015



Table 5: Laboratory investigation of AFP cases with paralysis onset in 2015 up to Week (40/15) / Ending on : (04/10/2015)

Country	Polio laboratories Sequencing performed by CDC and RIVM laboratories	AFP cases with specimens	Preliminary virus isolation results of AFP cases						Poliovirus intratypic differentiation results #										Indicators				Latest report Date			
			Referred for ITD		NPEV only	Negative	Pending		Type 1			Type 2			Type 3			Discordant pending sequence	NPEV by PCR	Non-EV	Pending ITD	% specimens positive for NPEV*		% AFP cases with culture results within 14 days	% AFP cases with ITD results within 7 days	% AFP cases with ITD results within 45 days of onset**
			L20B+	L20B+NPEV			received < / = 14 days	received > 14 days ago	Wild	Sabin	VDPV	Wild	Sabin	VDPV	Wild	Sabin	VDPV									
Afghanistan	RRL Pakistan	2014	149	16	435	1372	42		11	80			36			89		2	2	2	20%	91%	97%	99%	04/10/2015	
Bahrain	PNL Oman	6				6															0%	100%		100%	27/09/2015	
Djibouti	NPL Kenya	3					3																		13/09/2015	
Egypt***	RRL Egypt	759	32	3	120	557	26	21		16		11			11			3	8		13%	98%	100%	98%	01/10/2015	
Iran	NPL Iran	567	12		4	531	19	1		5		3			4		1				1%	99%	100%	98%	03/10/2015	
Iraq	RRL Egypt	356	12		40	289	10	5		3		3			5			1			11%	100%	100%	70%	01/10/2015	
Jordan	RRL Tunisia	65			3	59	3														7%	100%			04/10/2015	
Kuwait	RRL Kuwait	24				23		1													1%	100%		100%	01/10/2015	
Lebanon	RRL Egypt	73	1		2	70				1					1				1		7%	99%	100%	91%	01/10/2015	
Libya	RRL Tunisia	43			1	38	4														3%	100%		87%	02/10/2015	
Morocco	RRL Tunisia	50			5	43	2														8%	88%		85%	02/10/2015	
Oman	NPL Oman	26			4	22															17%	100%		100%	27/09/2015	
Pakistan	RRL Pakistan	3998	233	39	939	2673	113	2	34	97		76	3		105		1	10	5		22%	97%	99%	97%	04/10/2015	
Palestine & UNRWA		20				17	1	2													0%	0%		100%	04/10/2015	
Qatar	NPL Oman	9			1	8															11%	100%		100%	27/09/2015	
Saudi Arabia	NPL Oman	183	5		7	151	16	1		3		3			4			3			4%	100%	100%	73%	29/09/2015	
Somalia	NPL Kenya	223	11	6	33	165	2	6		11		8			13						18%	16%		95%	01/10/2015	
Sudan	RRL Egypt	316	3		35	270	8			1		1			1		1	1			12%	99%	100%	100%	04/10/2015	
Syria	RRL Egypt	189	7		11	158	5	8		1		4			5						5%	99%	100%	50%	04/10/2015	
Tunisia	RRL Tunisia	38				38															0%	100%		97%	02/10/2015	
U.A.E	NPL Oman	20	1		2	17				1											5%	100%	100%	75%	27/09/2015	
Yemen	RRL Egypt	283	3		23	122	5	130		1		3									14%	81%	100%	69%	01/10/2015	
Total EMR 2015		9265	469	64	1665	6629	256	180	45	220		148	3		238		5	20	9	7	17%	94%	99%	97%		
Total EMR 2014		12291	954	93	2203	9039			334	339	1	169	26		344		3	18	3		16%	94%	95%	97%		

* Specimens from all sources including non-AFP cases, excluding environmental samples

** This indicator reflects surveillance and laboratory activities



Environmental surveillance initiated in **Egypt** in September 2000 showed the following:

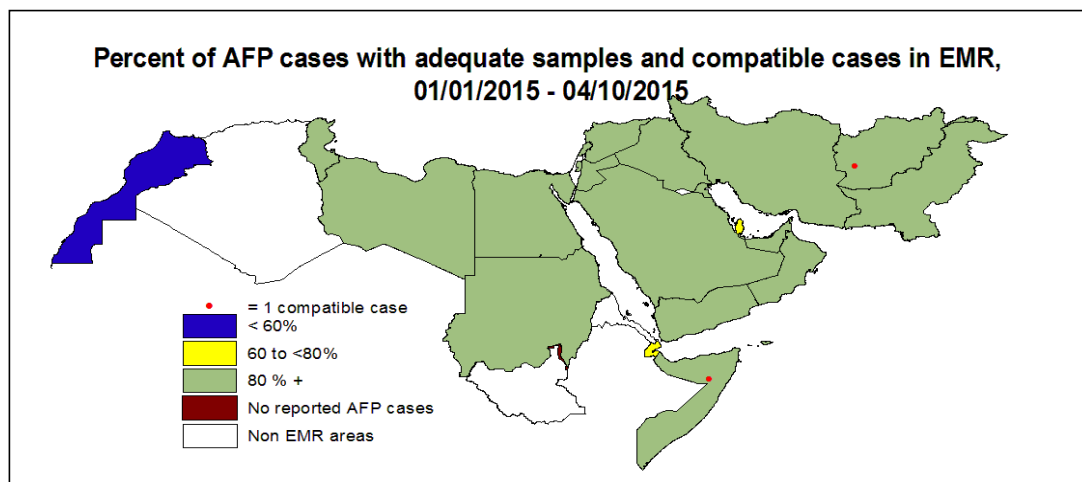

Result	2010	2011	2012	2013	2014	2015
Negative	183	178	196	304	410	286
Pending						30
Wild			2			
VDPVP2			7	3	2	3
VDPVP1			1		1	
Total	183	178	206	307	413	319

YEAR		Province	Site	Count	First date	Last Date
2014	VDPVP2	GIZA	AL HARAM	1	30/09/2014	30/09/2014
			AL WASLA	1	04/03/2014	04/03/2014
	VDPVP2 Total			2	04/03/2014	30/09/2014
	VDPVP1	QALUBIA	BENHA	1	20/04/2014	20/04/2014
	VDPVP1 Total			1	20/04/2014	20/04/2014
2015	VDPVP2	GIZA	EL SAFF	1	16/06/2015	16/06/2015
			AL WASLA	1	04/02/2015	04/02/2015
			HURGADA	1	26/05/2015	26/05/2015
	VDPVP2 Total			3	04/02/2015	16/06/2015

Environmental surveillance initiated in **Pakistan** in 2009 and **Afghanistan** in 2014 showed the following:

COUNTRY1	Status	2009	2010	2011	2012	2013	2014	2015
AFG	Negative						9	78
	Pending							26
	Wild						17	9
AFG Total							9	95
PAK	Negative	27	77	68	150	256	236	229
	Pending						1	39
	Wild	18	79	136	89	64	125	53
	Wild & VDPV2					2	6	3
	VDPV2						4	8
PAK Total		45	156	204	239	322	372	332

Year	COUNTR	Status	SITEDIST	SITENAME	Count	Wild	First date	Last date	
2015	AFG	Wild	KANDAHAR	KHANDAK	2		04/01/2015	26/08/2015	
				RAROBAT	1		26/01/2015	26/01/2015	
			HILMAND	BOLAN BRIDGE	2		25/01/2015	20/04/2015	
				RADIO MAHALLIE	2		22/02/2015	22/03/2015	
				ZARAT BAGH	1		24/01/2015	24/01/2015	
			NANGARHAR	1		22/02/2015	22/02/2015		
	AFG Total					9		04/01/2015	26/08/2015
	PAK	Wild	QUETTA	JAM-E-SALFIA	1		12/01/2015	12/01/2015	
				JATAK KILLI & TAKHTHANI BY PASS	5		28/01/2015	28/08/2015	
				SUR PUL	3		20/01/2015	22/07/2015	
				PESHAWAR	LARA MA	3		03/01/2015	24/08/2015
					SHAHEEN TOWN	5		10/01/2015	11/08/2015
				MULTAN	ALI TOWN	1		18/08/2015	18/08/2015
					KOTLA ABDUL FATAH	1		28/07/2015	28/07/2015
				SURAJ MIANI	1		08/04/2015	08/04/2015	
				CDA	SABZI MANDI	2		12/01/2015	17/08/2015
					BALDIA COMPOSITE	2		06/01/2015	04/02/2015
KHI.GADAP TOWN				SOHRAB GOTH	1		17/08/2015	17/08/2015	
				MACHAR COLONY	3		11/05/2015	10/08/2015	
				KHAMISO GOTH	1		20/01/2015	20/01/2015	
KHI.GULSHAN-E-IQBAL TOWN				CHAKORA NULLA	2		13/01/2015	05/05/2015	
				RASHID MINHAS RD LAY	2		02/03/2015	12/08/2015	
SUKKUR				MAKKA PUMPING STATION	2		06/01/2015	04/02/2015	
				MIANI PUMPING STATION	3		05/02/2015	11/08/2015	
DIKHAN				MODC DRAIN	2		04/03/2015	04/08/2015	
				ZAFAR ABAD DRAIN	1		05/05/2015	05/05/2015	
LAHORE				MULTAN ROAD STATION	2		19/02/2015	19/06/2015	
	OUTFALL STATION-G	1		12/01/2015	12/01/2015				
KABDULLAH	ARMY KAZIBA	2		01/03/2015	01/06/2015				
	HADI PACKET	1		15/01/2015	15/01/2015				
JACOBABAD	SADDAR PUMPING STATION	4		08/01/2015	05/05/2015				
	DHOKE DALLAL	1		10/03/2015	10/03/2015				
HYDERABAD	TULSIDAS PUMPING STATION	1		03/02/2015	03/02/2015				
	JATAK KILLI & TAKHTHANI BY PASS	1		28/03/2015	28/03/2015				
PESHAWAR	LARA MA	1		26/02/2015	26/02/2015				
	SOHRAB GOTH	1		22/01/2015	22/01/2015				
KHI.GADAP TOWN	RASHID MINHAS RD LAY	2		08/06/2015	07/07/2015				
	OUTFALL STATION-G	1		13/04/2015	13/04/2015				
LAHORE	SOHRAB GOTH	2		23/02/2015	18/03/2015				
	MACHAR COLONY	3		14/01/2015	16/03/2015				
PAK Total					64		03/01/2015	28/08/2015	
Grand Total					73		03/01/2015	28/08/2015	



Wild polio cases by country and date of onset of paralysis in EMR, 2014-2015

Year	COUNTRY	Count	First Case	Last Case
2014	PAK	306	03/01/2014	26/12/2014
	AFG	28	14/01/2014	04/12/2014
	SOM	5	11/05/2014	11/08/2014
	IRQ	2	10/02/2014	07/04/2014
	SYR	1	21/01/2014	21/01/2014
2014 Total		342	03/01/2014	26/12/2014
2015	PAK	36	03/01/2015	16/09/2015
	AFG	12	21/01/2015	06/09/2015
2015 Total		48	03/01/2015	16/09/2015

Advance notification of a new positive wild Poliovirus type (1) from Afghanistan in Nangarhar province, Batikot district, onset 04/09/2015

Last reported wild Polio P3 from Pakistan with date of onset 18/04/2012



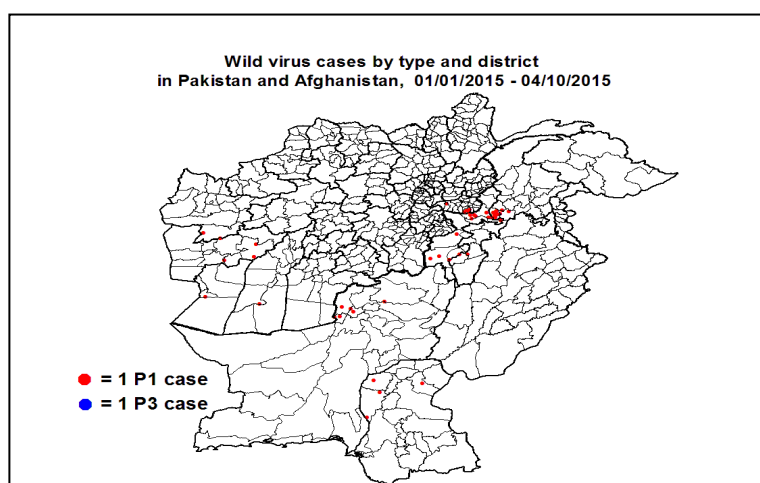
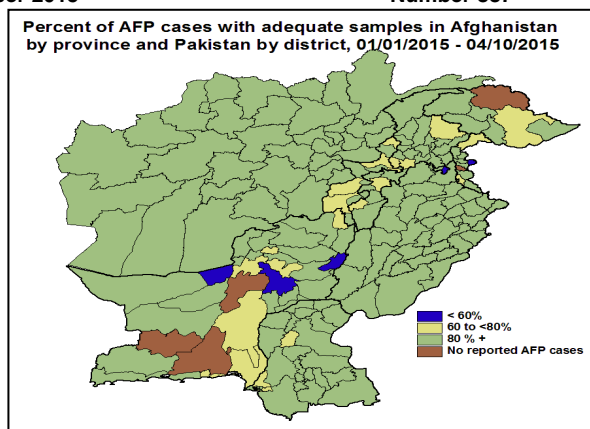
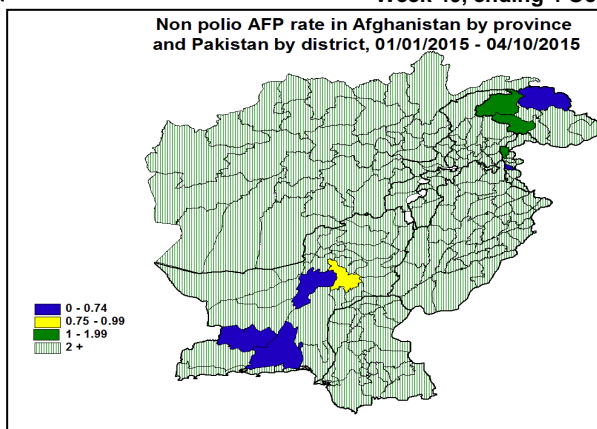
World Health Organization – Regional Office for Eastern Mediterranean

AFP SURVEILLANCE

Week 40, ending 4 October 2015

5-Oct-15

Number 887



Advance notification of a new positive wild Poliovirus type (1) from Afghanistan in Nangarhar province, Batikot district, onset 04/09/2015

Wild Polio cases by district and date of onset of paralysis, Afghanistan 2015

PROVINCE	DISTRICT	Count	First case	Last case
NANGARHAR	SHERZAD	1	06/09/2015	06/09/2015
	ACHIN	4	17/07/2015	01/09/2015
NIMROZ	ZARANJ	1	07/08/2015	07/08/2015
HIRAT	SHINDAND	1	27/06/2015	27/06/2015
FARAH	BALABULUK	1	07/06/2015	07/06/2015
	GULESTAN	2	23/04/2015	05/05/2015
	BAKWA	1	21/04/2015	21/04/2015
HILMAND	REG	1	21/01/2015	21/01/2015
Grand Total		12	21/01/2015	06/09/2015

Wild Polio cases by district and date of onset of paralysis, Pakistan 2015

PROVINCE	DISTRICT	Count	First case	Last case
KHYBER PAKHTOON	PESHAWAR	10	17/01/2015	16/09/2015
	CHARSADA	1	20/04/2015	20/04/2015
	TANK	2	03/01/2015	25/01/2015
	LAKKIMRWT	1	07/01/2015	07/01/2015
	NOWSHERA	1	05/01/2015	05/01/2015
FATA	FR PESHAWAR	1	14/09/2015	14/09/2015
	KHYBER	7	05/01/2015	22/08/2015
	WAZIR-S	2	07/01/2015	24/05/2015
	WAZIR-N	1	06/05/2015	06/05/2015
BALOCHISTAN	QUETTA	4	20/02/2015	26/08/2015
	LORALAI	1	09/02/2015	09/02/2015
	KABDULAH	1	03/02/2015	03/02/2015
SINDH	DADU	2	10/02/2015	19/02/2015
	SUKKUR	1	13/02/2015	13/02/2015
	KAMBAR	1	04/01/2015	04/01/2015
Grand Total		36	03/01/2015	16/09/2015



**Circulating VDPV cases and date of onset of paralysis in EMR countries by districts
2014 - 2015**

Year	COUNTRY	PROVINCE	DISTRICT	cVDPV2				
				Count	First Case	Last Case		
2014	PAK	SINDH	KHIGADAP	1	13/12/2014	13/12/2014		
			FATA	KHYBER	3	27/05/2014	15/11/2014	
				FR BANNU	8	24/01/2014	27/05/2014	
		WAZIR-N		7	03/01/2014	12/04/2014		
		KHYBER PAKHTOON	PESHAWAR	1	01/08/2014	01/08/2014		
			LAKKIMRWT	1	08/05/2014	08/05/2014		
			BANNU	1	03/05/2014	03/05/2014		
		PAK Total				22	03/01/2014	13/12/2014
		2014 Total				22	03/01/2014	13/12/2014

In 2014, 1 AFP case in Pakistan was identified as VDPV by contact
 In 2014, 1 AFP case in Pakistan from Khyber district, FATA province with date of onset 27/05/2014 was identified as WPV1 & cVDPV2.
 The case is classified as wild and reflected in page-2- table (3), pages 6 & 7 of the polio fax. Accordingly final number of cVDPV cases in Pakistan for 2014 is (22)