



AFP SURVEILLANCE

9-Nov-15

Week 45, ending 08 November 2015

Number 892

Table 1: Acute Flaccid Paralysis (AFP) cases by week of onset

Country	Reported AFP cases by week of onset - Week (45/15) / Ending on : 08/11/15														
	Total AFP 2013	Total AFP 2014	Total AFP to date, 2015	W 34 23 Aug 15	W 35 30 Aug 15	W 36 06 Sep 15	W 37 13 Sep 15	W 38 20 Sep 15	W 39 27 Sep 15	W 40 04 Oct 15	W 41 11 Oct 15	W 42 18 Oct 15	W 43 25 Oct 15	W 44 01 Nov 15	W 45 08 Nov 15
Afghanistan	1897	2421	2309	54	70	50	56	40	27	51	33	54	47	43	8
Bahrain	12	16	14	0	0	1	1	2	0	0	1	0	1	0	2
Djibouti	7	3	3	0	0	0	0	0	0	0	0	0	0	0	0
Egypt	1007	1000	873	12	11	12	15	22	14	21	15	21	25	11	1
Iran	708	753	632	15	14	17	14	9	23	15	20	9	11	2	0
Iraq	444	590	401	14	8	12	8	7	3	9	10	7	7	4	
Jordan ****	35	62	71	1	2	0	2	2	2	1	3	1	2	1	
Kuwait	39	32	24	0	0	0	1	0	0	1	0	0	0	0	1
Lebanon ****	33	50	89	2	5	1	2	2	4	2	3	3	0	1	1
Libya	58	43	47	2	0	1	1	3	0	2	1	0	1	0	
Morocco	106	103	65	1	1	2	1	2	0	0	1	0	0	2	
Oman	20	34	30	0	1	0	0	0	3	0	0	1	0	0	0
Pakistan	4790	5369	4556	163	127	150	149	111	92	114	95	106	44	13	
Palestine ****	38	21	27	1	0	1	2	1	1	2	2	0	1	0	
Qatar	8	7	10	1	0	0	0	0	0	1	0	0	0	0	0
Saudi Arabia	220	227	199	1	4	5	4	6	4	5	10	3	5	3	0
Somalia	546	420	244	2	2	4	3	5	7	4	3	3	0	0	
Sudan	410	442	362	9	11	13	9	5	9	6	10	9	12	1	0
Syria ****	180	306	197	11	7	3	4	4	1	4	1	4	4	1	
Tunisia	43	44	44	2	1	1	0	0	0	2	1	0	1	0	
U.A.E	31	25	25	1	1	0	0	1	2	1	0	1	0	0	
Yemen	614	578	383	14	7	9	7	5	7	12	14	17	15	10	4
Total EMR	11540	12546	10605	306	272	282	279	227	199	252	224	239	176	92	17

No data = No report received

Totals of the year 2013 include South Sudan that has now moved to the African Region starting October 2013

Table 2: Confirmed polio cases by month of onset

Country	Total year 2013	Total year 2014	08/11		Confirmed polio cases by month of onset											
			2014	2015	December 2014	January 2015	February 2015	March 2015	April 2015	May 2015	June 2015	July 2015	August 2015	September 2015	October 2015	November 2015
Afghanistan	14	28	24	13	1	1	0	0	2	1	2	1	3	3		
Bahrain	0	0	0	0	0	0	0	0	0	0	0	0	0			
Djibouti	0	0	0	0	0	0	0	0	0	0	0	0	0	0	0	
Egypt	0	0	0	0	0	0	0	0	0	0	0	0	0			
Iran	0	0	0	0	0	0	0	0	0	0	0	0	0			
Iraq	0	2	2	0	0	0	0	0	0	0	0	0	0	0		
Jordan ****	0	0	0	0	0	0	0	0	0	0	0	0	0	0		
Kuwait	0	0	0	0	0	0	0	0	0	0	0	0	0	0	0	
Lebanon ****	0	0	0	0	0	0	0	0	0	0	0	0	0	0		
Libya	0	0	0	0	0	0	0	0	0	0	0	0	0			
Morocco	0	0	0	0	0	0	0	0	0	0	0	0	0	0		
Oman	0	0	0	0	0	0	0	0	0	0	0	0	0	0		
Pakistan	93	306	265	39	14	10	10	2	1	2	4		5	4	1	
Palestine ****	0	0	0	0	0	0	0	0	0	0	0	0	0	0		
Qatar	0	0	0	0	0	0	0	0	0	0	0	0	0	0	0	
Saudi Arabia	0	0	0	0	0	0	0	0	0	0	0	0	0			
Somalia	194	5	5	0	0	0	0	0	0	0	0	0	0			
Sudan	0	0	0	0	0	0	0	0	0	0	0	0	0			
Syria ****	35	1	1	0	0	0	0	0	0	0	0	0	0	0		
Tunisia	0	0	0	0	0	0	0	0	0	0	0	0	0			
U.A.E	0	0	0	0	0	0	0	0	0	0	0	0	0	0		
Yemen	0	0	0	0	0	0	0	0	0	0	0	0	0			
Total EMR	336	342	297	52	15	11	10	2	3	3	6	1	8	7	1	0

**** UNRWA cases are included with those of country of residence



World Health Organization – Regional Office for Eastern Mediterranean

AFP SURVEILLANCE

9-Nov-15

Week 45, ending 08 November 2015

Number 892

Table 3: Investigation of AFP cases with paralysis onset in 2014 & 2015 up to Week (45/15) / Ending on : 08/11/2015)

COUNTRY	2014												2015												Latest line List Date
	AFP									Specimen	Wild cases ****		AFP									Specimen	Wild cases ****		
	Total AFP cases onset 2014	Case classification					Non polio AFP rate **	AFP cases pending classification > 90 days from onset of paralysis	AFP cases pending classification and lab > 90 days from onset of paralysis	% with *** adequate specimens	Wild P1 Poliovirus	Wild P3 Poliovirus	Total AFP cases onset 2015	Case classification					Annualized Non polio AFP rate **	AFP cases pending classification > 90 days from onset of paralysis	AFP cases pending classification and lab > 90 days from onset of paralysis	% with *** adequate specimens	Wild P1 Poliovirus	Wild P3 Poliovirus	
		Total Confirmed Polio Cases *	Polio Compatible	Pending Classification	Discarded (non polio AFP)	VDPV								Total Confirmed Polio Cases *	Polio Compatible	Pending Classification	Discarded (non polio AFP)	VDPV							
Afghanistan	2421	28	6	0	2387	0	12.7	0	0	92.4	28	0	2309	13	1	189	2106	0	13.6	16	1	94.0	13	0	08/11/2015
Bahrain	16	0	0	0	16	0	5.9	0	0	100.0	0	0	14	0	0	8	6	0	6.0	0	0	92.9	0	0	08/11/2015
Djibouti	3	0	0	1	2	0	1.0	1	0	66.7	0	0	3	0	0	3	0	0	1.2	3	2	66.7	0	0	08/11/2015
Egypt	1000	0	0	0	999	1	2.9	0	0	93.4	0	0	873	0	0	79	794	0	2.9	6	0	92.7	0	0	05/11/2015
Iran	753	0	0	0	751	2	4.2	0	0	96.0	0	0	632	0	0	22	610	0	4.0	0	0	96.7	0	0	08/11/2015
Iraq	590	2	1	0	587	0	4.0	0	0	88.6	2	0	401	0	0	37	364	1	3.2	3	0	83.8	0	0	05/11/2015
Jordan	62	0	0	0	62	0	2.5	0	0	96.8	0	0	71	0	0	15	56	0	3.0	0	0	93.0	0	0	05/11/2015
Kuwait	32	0	0	0	32	0	3.8	0	0	93.8	0	0	24	0	0	1	23	0	3.2	0	0	91.7	0	0	08/11/2015
Lebanon	50	0	0	0	50	0	2.6	0	0	70.0	0	0	89	0	0	10	79	0	4.8	4	0	82.0	0	0	06/11/2015
Libya	43	0	0	0	43	0	2.1	0	0	95.3	0	0	47	0	0	8	39	0	2.6	0	0	91.5	0	0	07/11/2015
Morocco	103	0	0	0	103	0	1.0	0	0	70.9	0	0	65	0	0	24	41	0	0.7	15	1	53.8	0	0	05/11/2015
Oman	34	0	0	0	34	0	4.3	0	0	97.1	0	0	30	0	0	1	29	0	4.0	0	0	96.7	0	0	08/11/2015
Pakistan	5369	306	45	0	4992	27	6.5	0	0	87.9	306	0	4556	39	0	463	4050	4	6.8	151	8	88.4	39	0	07/11/2015
Palestine	21	0	0	0	21	0	1.2	0	0	90.5	0	0	27	0	0	11	16	0	1.8	0	0	88.9	0	0	01/11/2015
Qatar	7	0	0	0	7	0	2.3	0	0	100.0	0	0	10	0	0	1	9	0	3.9	0	0	70.0	0	0	08/11/2015
Saudi Arabia	227	0	0	0	227	0	2.5	0	0	97.8	0	0	199	0	0	52	147	0	2.5	1	0	97.0	0	0	08/11/2015
Somalia	420	5	4	0	411	0	7.4	0	0	96.7	5	0	244	0	1	11	232	0	4.9	2	0	96.3	0	0	05/11/2015
Sudan	442	0	0	0	442	0	2.7	0	0	97.3	0	0	362	0	0	17	345	0	2.5	0	0	97.0	0	0	08/11/2015
Syria	306	1	2	0	303	0	4.0	0	0	84.3	1	0	197	0	0	11	186	0	3.0	0	0	89.8	0	0	07/11/2015
Tunisia	44	0	0	0	44	0	1.7	0	0	81.8	0	0	44	0	0	3	41	0	2.0	0	0	86.4	0	0	06/11/2015
U.A.E	25	0	0	0	25	0	2.4	0	0	92.0	0	0	25	0	0	1	24	0	2.8	0	0	88.0	0	0	02/11/2015
Yemen	578	0	0	0	578	0	4.8	0	0	95.0	0	0	383	0	0	140	243	0	3.5	47	34	91.1	0	0	08/11/2015
EMR	12546	342	58	1	12116	30	5.1	1	0	90.7	342	0	10605	52	2	1107	9440	5	5.1	248	46	90.8	52	0	
2013	11540	336	55	2	11091	56	4.6	2	0	90.1	336	0													

* Confirmed polio cases refer to wild isolation from AFP cases or from contacts of negative index AFP cases

** Non-polio AFP per 100,000 children <15 years

Totals of the year 2013 include South Sudan that has now moved to the African Region starting October 2013

*** Adequate here refers to two stool specimens collected at least 24 hours apart, within 14 days of paralysis onset

**** AFP cases co infected with P1 and P3 are counted separately as wild isolates



World Health Organization – Regional Office for Eastern Mediterranean

AFP SURVEILLANCE

Week 45, ending 08 November 2015

9-Nov-15

Number 892

Table 4: Investigation of contacts of AFP cases with paralysis onset in 2015 up to Week (45/15) / Ending on : (08/11/2015)

Country	No. of AFP cases	No. of eligible AFP cases for contact sampling*	% of eligible AFP cases with contact samplings	% of eligible AFP cases with 3+ contacts	Total number of Contacts**	% of contacts under 5 years	% of contacts with specimens collected within 7 days of notification of index	% Contact specimens in lab within 3 days of collection	% Contact specimens positive for NPEV	% Contact specimens positive for Sabin like virus	No. of contacts positive for wild virus	% of wild polio virus isolation from contacts	No. of Contacts positive for VDPVs	No. of -ve index AFP cases identified positive by contact	No. of district identified infected from contacts
Afghanistan	2309	138	82.6	81.9	911	97.0	64.1	21.2	26.8	4.9	3	0.4		2	2
Bahrain	14	1	0.0	0.0	0						0			0	0
Djibouti	3	1	0.0	0.0	0						0			0	0
Egypt	873	75	80.0	78.7	328	80.5	61.0	97.4	13.8	3.6	0	0.0		0	0
Iran	632	21	100.0	90.5	125	40.8	35.2	80.8	0.0	1.6	0	0.0		0	0
Iraq	401	65	63.1	44.6	439	64.7	16.6	85.8	11.1	4.8	0	0.0	2	0	0
Jordan	71	5	20.0	0.0	15	73.3	93.3	93.3	0.0	0.0	0	0.0		0	0
Kuwait	24	2	50.0	0.0	43	60.5	74.4	100.0	2.4	4.8	0	0.0		0	0
Lebanon	89	16	18.8	12.5	89	30.3	70.8	1.1	7.9	3.4	0	0.0		0	0
Libya	47	4	0.0	0.0	0						0			0	0
Morocco	65	30	40.0	33.3	46	28.3	47.8	52.5	5.0	0.0	0	0.0		0	0
Oman	30	1	100.0	100.0	97	76.3	24.7	89.7	22.7	4.1	0	0.0		0	0
Pakistan	4556	528	79.7	75.4	1408	82.8	56.3	67.4	27.9	5.9	2	0.1		2	0
Palestine	27	3	0.0	0.0	0						0			0	0
Qatar	10	3	0.0	0.0	0						0			0	0
Saudi Arabia	199	6	33.3	16.7	7	85.7	0.0				0			0	0
Somalia	244	9	88.9	77.8	711	94.5	92.7	30.4	12.1	5.8	0	0.0		0	0
Sudan	362	11	81.8	81.8	121	81.0	57.0	43.4	10.8	0.0	0	0.0		0	0
Syria	197	20	60.0	35.0	382	27.7	82.5	47.5	4.3	3.2	0	0.0		0	0
Tunisia	44	6	16.7	0.0	6	16.7	66.7	83.3	0.0	0.0	0	0.0		0	0
U.A.E.	25	3	66.7	0.0	3	66.7	0.0	0.0	0.0	0.0	0	0.0		0	0
Yemen	383	34	67.6	61.8	896	56.6	83.5	2.1	14.1	1.7	0	0.0		0	0
Grand Total 2015	10605	982	74.5	68.8	5627	74.5	64.8	49.7	18.2	4.5	5	0.1	2	4	2
Grand Total 2014	12546	1182	74.8	68.2	7359	77.0	72.2	41.3	17.1	4.3	19	0.3	4	8	2

* Eligible refers to AFP cases with inadequate stool specimens

Totals of the year 2013 include South Sudan that has now moved to the African Region starting October 2013

** Total number of contacts from eligible AFP cases and from other AFP cases as per with country criteria for contact sampling

Last wild contacts in EMRO, 01/01/2015 - 08/11/2015

Year	Country	Count of wild contacts	Date of Most Recent stool collection
2015	Pakistan	2	27/07/2015
	Afghanistan	3	28/05/2015
2015 Total		5	27/07/2015

Number and distribution by district of -ve index AFP cases identified as wild positive by contact in EMR, 2015

Year	COUNTRY	PROVINCE	DISTRICT	Count	First case	Last case
2015	AFG	FARAH	GULESTAN	1	23/04/2015	23/04/2015
			BAKWA	1	21/04/2015	21/04/2015
	AFG Total			2	21/04/2015	23/04/2015
	PAK	KHYBER PAKHTOON	PESHAWAR	1	08/06/2015	08/06/2015
			TANK	1	25/01/2015	25/01/2015
	PAK Total			2	25/01/2015	08/06/2015
2015 Total				4	25/01/2015	08/06/2015



Table 5: Laboratory investigation of AFP cases with paralysis onset in 2015 up to Week (45/15) / Ending on : (08/11/2015)

Country	Polio laboratories Sequencing performed by CDC and RIVM laboratories	AFP cases with specimens	Preliminary virus isolation results of AFP cases						Poliovirus intratypic differentiation results #									Indicators				Latest report Date				
			Referred for ITD		NPEV only	Negative	Pending		Type 1			Type 2			Type 3			Discordant pending sequence	NPEV by PCR	Non-EV	Pending ITD		% specimens positive for NPEV*	% AFP cases with culture results within 14 days	% AFP cases with ITD results within 7 days	% AFP cases with ITD results within 45 days of onset**
			L20B+	L20B+NPEV			received < / = 14 days	received > 14 days ago	Wild	Sabin	VDPV	Wild	Sabin	VDPV	Wild	Sabin	VDPV									
Afghanistan	RRL Pakistan	2256	154	17	471	1499	108	7	11	85			38			93		2		1	20%	90%	97%	99%	07/11/2015	
Bahrain	PNL Oman	10				6		4													0%	100%		100%	01/11/2015	
Djibouti	NPL Kenya	3						3																	08/11/2015	
Egypt***	RRL Egypt	854	36	7	144	628	35	4		17			11			12		8	9		14%	98%	100%	99%	05/11/2015	
Iran	NPL Iran	640	13		5	605	17			5			3			4					1%	99%	100%	99%	07/11/2015	
Iraq	RRL Egypt	402	17		44	325	12	4		4			5	1		10					11%	100%	100%	69%	05/11/2015	
Jordan	RRL Tunisia	73			4	68	1														7%	100%			08/11/2015	
Kuwait	RRL Kuwait	25				25															1%	100%		100%	05/11/2015	
Lebanon	RRL Egypt	88	1		3	84				1						1			1		7%	99%	100%	91%	05/11/2015	
Libya	RRL Tunisia	46			1	44	1														2%	96%		89%	06/11/2015	
Morocco	RRL Tunisia	51			5	45	1														8%	88%		86%	05/11/2015	
Oman	NPL Oman	29			5	24															20%	100%		100%	01/11/2015	
Pakistan	RRL Pakistan	4610	271	41	1030	3033	232	3	37	112			82	4		131			11	1	21%	97%	99%	97%	07/11/2015	
Palestine & UNRWA		27				23	1	3													0%	0%		100%	01/11/2015	
Qatar	NPL Oman	10			1	9															10%	100%		100%	01/11/2015	
Saudi Arabia	NPL Oman	218	3		8	187	14	3		3			3			4			3		4%	100%	100%	73%	08/11/2015	
Somalia	NPL Kenya	243	11	8	33	181		10		13			10			15					18%	15%		96%	05/11/2015	
Sudan	RRL Egypt	360	3		38	304	15			1			1			1		1			11%	99%	100%	100%	08/11/2015	
Syria	RRL Egypt	202	7		12	175	4	4		1			4			5					5%	99%	100%	50%	01/11/2015	
Tunisia	RRL Tunisia	41				40	1														0%	98%		98%	06/11/2015	
U.A.E	NPL Oman	24	1		2	21				1											4%	100%	100%	79%	01/11/2015	
Yemen	RRL Egypt	356	8	1	39	184	28	96		5			5			1					16%	52%	100%	44%	05/11/2015	
Total EMR 2015		10568	525	74	1845	7510	470	141	48	248			162	5		277		5	26	10	2	16%	93%	99%	96%	
Total EMR 2014		12291	954	93	2203	9039			334	339	1		169	26		344		3	18	3		16%	94%	95%	97%	

* Specimens from all sources including non-AFP cases, excluding environmental samples

** This indicator reflects surveillance and laboratory activities



Environmental surveillance initiated in **Egypt** in September 2000 showed the following:

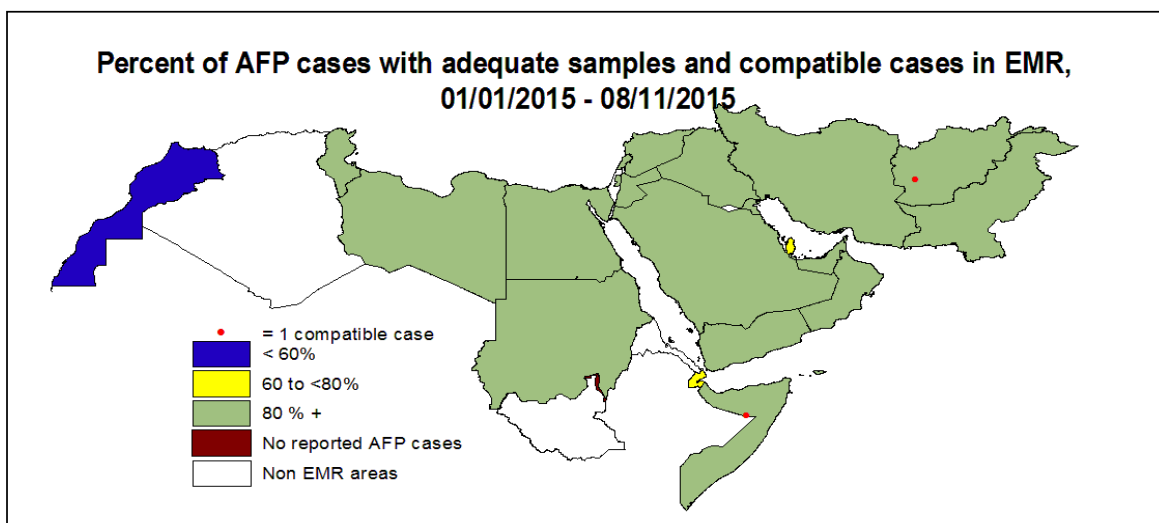
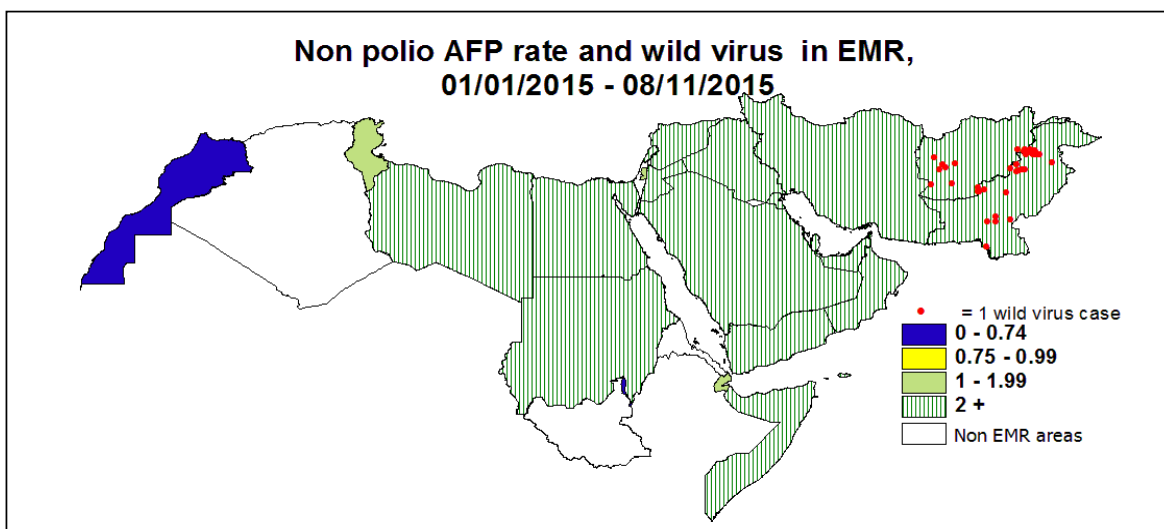
Result	2010	2011	2012	2013	2014	2015
Negative	183	178	196	304	410	340
Pending						15
Wild			2			
VDPVP2			7	3	2	3
VDPVP1			1		1	
Total	183	178	206	307	413	358

YEAR	Province	Site	Count	First date	Last Date
2014	GIZA	AL HARAM	1	30/09/2014	30/09/2014
		AL WASLA	1	04/03/2014	04/03/2014
	VDPVP2 Total		2	04/03/2014	30/09/2014
	QALUBIA	BENHA	1	20/04/2014	20/04/2014
	VDPVP1 Total		1	20/04/2014	20/04/2014
2015	CAIRO	EL SAFF	1	16/06/2015	16/06/2015
		GIZA	1	04/02/2015	04/02/2015
		HURGADA	1	26/05/2015	26/05/2015
	VDPVP2 Total		3	04/02/2015	16/06/2015

Environmental surveillance initiated in **Pakistan** in 2009 and **Afghanistan** in 2014 showed the following:

COUNTRY1	Status	2009	2010	2011	2012	2013	2014	2015
AFG	Negative						9	78
	Pending							14
	Wild						17	13
AFG Total							9	95
PAK	Negative	27	77	68	150	256	236	280
	Pending							1
	Wild	18	79	136	89	64	125	64
	Wild & VDPV2						2	6
	VDPV2							4
PAK Total		45	156	204	239	322	372	376

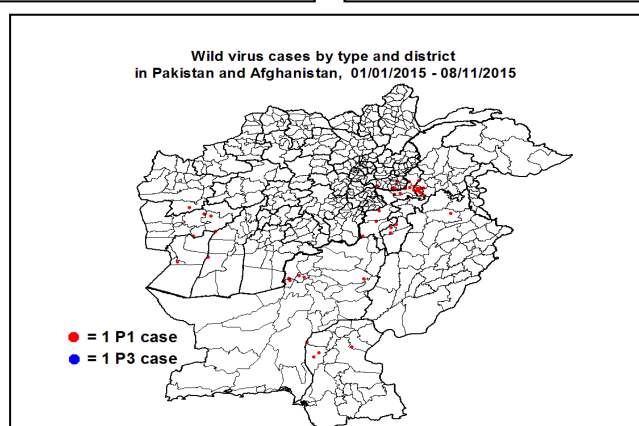
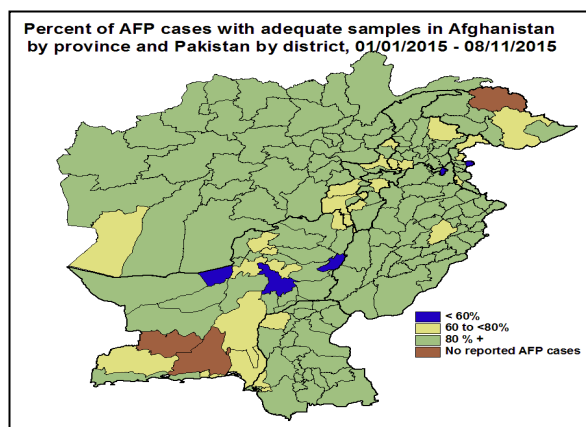
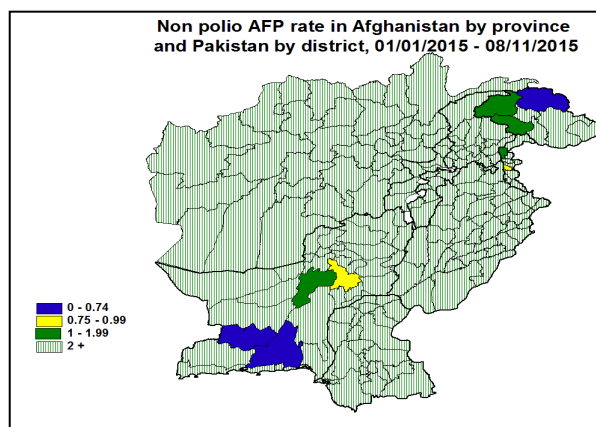
Year	COUNTR	Status	SITEDIST	SITENAME	Count Wild	First date	Last date		
2015	AFG	Wild	NANGARHAR	RADOR BRIDGE	2	22/02/2015	21/09/2015		
				BOLAN BRIDGE	2	25/01/2015	20/04/2015		
				RADIO MAHALLIE	3	22/02/2015	20/09/2015		
				ZARAT BAGH	2	24/01/2015	19/09/2015		
				BARAN SARAI	1	19/09/2015	19/09/2015		
				KHANDAK	2	04/01/2015	26/08/2015		
			KANDAHAR	RAROBAT	1	26/01/2015	26/01/2015		
				AFG Total		13	04/01/2015	21/09/2015	
			PAK	Wild	KHI.GADAP TOWN	BALDIA COMPOSITE	2	06/01/2015	04/02/2015
						SOHRAB GOTH	2	17/08/2015	22/09/2015
						MACHAR COLONY	5	11/05/2015	13/10/2015
						KHAMISO GOTH	1	20/01/2015	20/01/2015
						LAHORE	MULTAN ROAD STATION	2	19/02/2015
	OUTFALL STATION-F	1					12/10/2015	12/10/2015	
	OUTFALL STATION-G	1					12/01/2015	12/01/2015	
	RAWALPINDI	SAFDAR ABAD				1	10/10/2015	10/10/2015	
		DHOKE DALLAL				3	10/03/2015	10/10/2015	
		JAM-E-SALFIA				1	12/01/2015	12/01/2015	
	QUETTA	JATAK KILLI & TAKHTHANI BY PASS				5	28/01/2015	28/08/2015	
		SUR PUL				4	20/01/2015	20/09/2015	
		MAKKA PUMPING STATION				2	06/01/2015	04/02/2015	
	SUKKUR	MIANI PUMPING STATION				4	05/02/2015	11/09/2015	
		PESHAWAR				LARA MA	3	03/01/2015	24/08/2015
	SHAHEEN TOWN					6	10/01/2015	10/09/2015	
	ALI TOWN					1	18/08/2015	18/08/2015	
	MULTAN	KOTLA ABDUL FATAH				2	28/07/2015	31/08/2015	
		SURAJ MIANI				1	08/04/2015	08/04/2015	
		SABZI MANDI				2	12/01/2015	17/08/2015	
	KHI.GULSHAN-E-IQBAL TOWN	CHAKORA NULLA				2	13/01/2015	05/05/2015	
		RASHID MINHAS RD LAY				2	02/03/2015	12/08/2015	
	DIKHAN	MODC DRAIN				2	04/03/2015	04/08/2015	
		ZAFAR ABAD DRAIN				1	05/05/2015	05/05/2015	
	KABDULLAH	ARMY KAZIBA				2	01/03/2015	01/06/2015	
		HADI PACKET				1	15/01/2015	15/01/2015	
	JACOBABAD	SADDAR PUMPING STATION				4	08/01/2015	05/05/2015	
		HYDERABAD				TULSIDAS PUMPING STATION	1	03/02/2015	03/02/2015
	QUETTA					JAM-E-SALFIA	1	12/09/2015	12/09/2015
		JATAK KILLI & TAKHTHANI BY PASS				1	28/03/2015	28/03/2015	
		LARA MA				1	26/02/2015	26/02/2015	
	VDPV2	KHI.GADAP TOWN				SOHRAB GOTH	1	22/01/2015	22/01/2015
						KHI.GULSHAN-E-IQBAL TOWN	2	08/06/2015	07/07/2015
						LAHORE	1	13/04/2015	13/04/2015
	KHI.GADAP TOWN	OUTFALL STATION-G	2	23/02/2015	18/03/2015				
		SOHRAB GOTH	3	14/01/2015	16/03/2015				
	PAK Total		76	03/01/2015	13/10/2015				
	Grand Total					89	03/01/2015	13/10/2015	



Wild polio cases by country and date of onset of paralysis in EMR, 2014-2015

Year	COUNTRY	Count	First Case	Last Case
2014	PAK	306	03/01/2014	26/12/2014
	AFG	28	14/01/2014	04/12/2014
	SOM	5	11/05/2014	11/08/2014
	IRQ	2	10/02/2014	07/04/2014
	SYR	1	21/01/2014	21/01/2014
2014 Total		342	03/01/2014	26/12/2014
2015	PAK	39	03/01/2015	21/10/2015
	AFG	13	21/01/2015	06/09/2015
2015 Total		52	03/01/2015	21/10/2015

Last reported wild Polio P3 from Pakistan with date of onset 18/04/2012



Wild Polio cases by district and date of onset of paralysis, Afghanistan 2015

PROVINCE	DISTRICT	Count	First case	Last case
NANGARHAR	SHERZAD	1	06/09/2015	06/09/2015
	BATIKOT	1	04/09/2015	04/09/2015
	ACHIN	4	17/07/2015	01/09/2015
NIMROZ	ZARANJ	1	07/08/2015	07/08/2015
HIRAT	SHINDAND	1	27/06/2015	27/06/2015
FARAH	BALABULUK	1	07/06/2015	07/06/2015
	GULESTAN	2	23/04/2015	05/05/2015
	BAKWA	1	21/04/2015	21/04/2015
HILMAND	REG	1	21/01/2015	21/01/2015
Grand Total		13	21/01/2015	06/09/2015

Wild Polio cases by district and date of onset of paralysis, Pakistan 2015

PROVINCE	DISTRICT	Count	First case	Last case
FATA	KHYBER	8	05/01/2015	21/10/2015
	FR PESHAWAR	1	14/09/2015	14/09/2015
	WAZIR-S	2	07/01/2015	24/05/2015
	WAZIR-N	1	06/05/2015	06/05/2015
KHYBER PAKHTOON	PESHAWAR	10	17/01/2015	16/09/2015
	CHARSADA	1	20/04/2015	20/04/2015
	TANK	2	03/01/2015	25/01/2015
	LAKKIMRWT	1	07/01/2015	07/01/2015
	NOWSHERA	1	05/01/2015	05/01/2015
SINDH	KHIGULBERG	1	14/09/2015	14/09/2015
	DADU	2	10/02/2015	19/02/2015
	SUKKUR	1	13/02/2015	13/02/2015
	KAMBAR	1	04/01/2015	04/01/2015
PUNJAB	CHAKWAL	1	11/09/2015	11/09/2015
BALOCHISTAN	QUETTA	4	20/02/2015	26/08/2015
	LORALAI	1	09/02/2015	09/02/2015
	KABDULAH	1	03/02/2015	03/02/2015
Grand Total		39	03/01/2015	21/10/2015



**Circulating VDPV cases and date of onset of paralysis in EMR countries by districts
2014 - 2015**

Year	COUNTRY	PROVINCE	DISTRICT	cVDPV2		
				Count	First Case	Last Case
2014	PAK	SINDH	KHIGADAP	1	13/12/2014	13/12/2014
			FATA	KHYBER	3	27/05/2014
		FR BANNU		8	24/01/2014	27/05/2014
		WAZIR-N		7	03/01/2014	12/04/2014
		KHYBER PAKHTOON	PESHAWAR	1	01/08/2014	01/08/2014
			LAKKIMRWT	1	08/05/2014	08/05/2014
			BANNU	1	03/05/2014	03/05/2014
		PAK Total				22
2014 Total				22	03/01/2014	13/12/2014
2015	PAK	FATA	KHYBER	1	09/02/2015	09/02/2015
			KHYBER PAKHTOON	HANGU	1	05/02/2015
		PAK Total				2
2015 Total				2	05/02/2015	09/02/2015

In 2014, 1 AFP case in Pakistan was identified as VDPV by contact
In 2014, 1 AFP case in Pakistan from Khyber district, FATA province with date of onset 27/05/2014 was identified as WPV1 & cVDPV2.
The case is classified as wild and reflected in page-2- table (3), pages 6 & 7 of the polio fax. Accordingly final number of cVDPV cases in Pakistan for 2014 is (22)