



AFP SURVEILLANCE

16-Nov-15

Week 46, ending 15 November 2015

Number 893

Table 1: Acute Flaccid Paralysis (AFP) cases by week of onset

Country	Reported AFP cases by week of onset - Week (46/15) / Ending on : 15/11/15														
	Total AFP 2013	Total AFP 2014	Total AFP to date, 2015	W 35 30 Aug 15	W 36 06 Sep 15	W 37 13 Sep 15	W 38 20 Sep 15	W 39 27 Sep 15	W 40 04 Oct 15	W 41 11 Oct 15	W 42 18 Oct 15	W 43 25 Oct 15	W 44 01 Nov 15	W 45 08 Nov 15	W 46 15 Nov 15
Afghanistan	1897	2421	2350	70	50	56	40	27	51	33	55	48	51	35	3
Bahrain	12	16	14	0	1	1	2	0	0	1	0	1	0	2	0
Djibouti	7	3	3	0	0	0	0	0	0	0	0	0	0	0	0
Egypt	1007	1000	895	11	12	15	22	14	21	15	21	25	15	15	4
Iran	708	753	643	14	17	14	9	23	15	20	9	14	9	1	0
Iraq	444	590	409	8	12	8	7	3	9	10	7	8	7	3	
Jordan ****	35	62	71	2	0	2	2	2	1	3	1	2	1	0	
Kuwait	39	32	25	0	0	1	0	0	1	0	0	0	1	1	0
Lebanon ****	33	50	93	5	1	2	2	4	2	3	3	0	3	2	1
Libya	58	43	48	0	1	1	3	0	2	1	0	1	0	1	
Morocco	106	103	65	1	2	1	2	0	0	1	0	0	2		
Oman	20	34	30	1	0	0	0	3	0	0	1	0	0	0	
Pakistan	4790	5369	4657	127	151	150	112	94	116	104	112	63	50	16	0
Palestine ****	38	21	27	0	1	2	1	1	2	2	0	1	0		
Qatar	8	7	10	0	0	0	0	0	0	1	0	0	0	0	0
Saudi Arabia	220	227	206	4	5	4	6	4	5	10	3	6	7	2	0
Somalia	546	420	252	2	4	3	5	7	4	3	6	0	3	2	
Sudan	410	442	370	11	13	9	5	9	6	10	9	12	6	3	0
Syria ****	180	306	201	7	3	4	4	1	4	1	4	6	3	0	
Tunisia	43	44	44	1	1	0	0	0	2	1	0	1	0	0	
U.A.E	31	25	27	1	0	0	1	2	1	0	1	0	1	1	
Yemen	614	578	399	7	9	7	5	7	12	14	17	15	13	17	0
Total EMR	11540	12546	10839	272	283	280	228	201	254	233	249	203	172	101	8

No data = No report received

Totals of the year 2013 include South Sudan that has now moved to the African Region starting October 2013

Table 2: Confirmed polio cases by month of onset

Country	Total year 2013	Total year 2014	15/11		Confirmed polio cases by month of onset											
			2014	2015	December 2014	January 2015	February 2015	March 2015	April 2015	May 2015	June 2015	July 2015	August 2015	September 2015	October 2015	November 2015
Afghanistan	14	28	24	16	1	1	0	0	2	1	2	1	3	3	3	
Bahrain	0	0	0	0	0	0	0	0	0	0	0	0	0	0		
Djibouti	0	0	0	0	0	0	0	0	0	0	0	0	0	0	0	
Egypt	0	0	0	0	0	0	0	0	0	0	0	0	0			
Iran	0	0	0	0	0	0	0	0	0	0	0	0	0			
Iraq	0	2	2	0	0	0	0	0	0	0	0	0	0	0		
Jordan ****	0	0	0	0	0	0	0	0	0	0	0	0	0	0		
Kuwait	0	0	0	0	0	0	0	0	0	0	0	0	0	0	0	
Lebanon ****	0	0	0	0	0	0	0	0	0	0	0	0	0	0		
Libya	0	0	0	0	0	0	0	0	0	0	0	0	0			
Morocco	0	0	0	0	0	0	0	0	0	0	0	0	0	0		
Oman	0	0	0	0	0	0	0	0	0	0	0	0	0	0	0	
Pakistan	93	306	276	40	14	10	10	2	1	2	4		5	4	2	
Palestine ****	0	0	0	0	0	0	0	0	0	0	0	0	0	0		
Qatar	0	0	0	0	0	0	0	0	0	0	0	0	0	0	0	
Saudi Arabia	0	0	0	0	0	0	0	0	0	0	0	0	0			
Somalia	194	5	5	0	0	0	0	0	0	0	0	0	0	0		
Sudan	0	0	0	0	0	0	0	0	0	0	0	0	0	0		
Syria ****	35	1	1	0	0	0	0	0	0	0	0	0	0	0		
Tunisia	0	0	0	0	0	0	0	0	0	0	0	0	0			
U.A.E	0	0	0	0	0	0	0	0	0	0	0	0	0	0		
Yemen	0	0	0	0	0	0	0	0	0	0	0	0	0			
Total EMR	336	342	308	56	15	11	10	2	3	3	6	1	8	7	5	0

**** UNRWA cases are included with those of country of residence



World Health Organization – Regional Office for Eastern Mediterranean

AFP SURVEILLANCE

16-Nov-15

Week 46, ending 15 November 2015

Number 893

Table 3: Investigation of AFP cases with paralysis onset in 2014 & 2015 up to Week (46/15) / Ending on : 15/11/2015)

COUNTRY	2014												2015												Latest line List Date
	AFP									Specimen	Wild cases ****		AFP									Specimen	Wild cases ****		
	Total AFP cases onset 2014	Case classification					Non polio AFP rate **	AFP cases pending classification > 90 days from onset of paralysis	AFP cases pending classification and lab > 90 days from onset of paralysis	% with *** adequate specimens	Wild P1 Poliovirus	Wild P3 Poliovirus	Total AFP cases onset 2015	Case classification					Annualized Non polio AFP rate **	AFP cases pending classification > 90 days from onset of paralysis	AFP cases pending classification and lab > 90 days from onset of paralysis	% with *** adequate specimens	Wild P1 Poliovirus	Wild P3 Poliovirus	
		Total Confirmed Polio Cases *	Polio Compatible	Pending Classification	Discarded (non polio AFP)	VDPV								Total Confirmed Polio Cases *	Polio Compatible	Pending Classification	Discarded (non polio AFP)	VDPV							
Afghanistan	2421	28	6	0	2387	0	12.7	0	0	92.4	28	0	2350	16	1	158	2175	0	13.5	20	1	94.0	16	0	15/11/2015
Bahrain	16	0	0	0	16	0	5.9	0	0	100.0	0	0	14	0	0	8	6	0	5.9	0	0	92.9	0	0	15/11/2015
Djibouti	3	0	1	0	2	0	1.0	0	0	66.7	0	0	3	0	0	3	0	0	1.2	3	2	66.7	0	0	15/11/2015
Egypt	1000	0	0	0	999	1	2.9	0	0	93.4	0	0	895	0	0	79	816	0	2.9	6	0	92.1	0	0	12/11/2015
Iran	753	0	0	0	751	2	4.2	0	0	96.0	0	0	643	0	0	21	622	0	4.0	0	0	96.7	0	0	15/11/2015
Iraq	590	2	1	0	587	0	4.0	0	0	88.6	2	0	409	0	0	41	368	1	3.2	7	0	83.9	0	0	13/11/2015
Jordan	62	0	0	0	62	0	2.5	0	0	96.8	0	0	71	0	0	15	56	0	2.9	0	0	93.0	0	0	12/11/2015
Kuwait	32	0	0	0	32	0	3.8	0	0	93.8	0	0	25	0	0	2	23	0	3.3	0	0	92.0	0	0	15/11/2015
Lebanon	50	0	0	0	50	0	2.6	0	0	70.0	0	0	93	0	0	14	79	0	4.9	4	0	80.6	0	0	14/11/2015
Libya	43	0	0	0	43	0	2.1	0	0	95.3	0	0	48	0	0	9	39	0	2.6	0	0	91.7	0	0	14/11/2015
Morocco	103	0	0	0	103	0	1.0	0	0	70.9	0	0	65	0	0	24	41	0	0.7	17	1	53.8	0	0	05/11/2015
Oman	34	0	0	0	34	0	4.3	0	0	97.1	0	0	30	0	0	0	30	0	4.0	0	0	96.7	0	0	14/11/2015
Pakistan	5369	306	45	0	4992	27	6.5	0	0	87.9	306	0	4657	40	1	404	4208	4	6.8	155	8	88.3	40	0	15/11/2015
Palestine	21	0	0	0	21	0	1.2	0	0	90.5	0	0	27	0	0	11	16	0	1.8	0	0	88.9	0	0	01/11/2015
Qatar	7	0	0	0	7	0	2.3	0	0	100.0	0	0	10	0	0	1	9	0	3.9	0	0	70.0	0	0	15/11/2015
Saudi Arabia	227	0	0	0	227	0	2.5	0	0	97.8	0	0	206	0	0	56	150	0	2.5	0	0	97.1	0	0	15/11/2015
Somalia	420	5	4	0	411	0	7.4	0	0	96.7	5	0	252	0	1	15	236	0	5.0	3	0	96.4	0	0	12/11/2015
Sudan	442	0	0	0	442	0	2.7	0	0	97.3	0	0	370	0	0	13	357	0	2.5	0	0	97.0	0	0	15/11/2015
Syria	306	1	2	0	303	0	4.0	0	0	84.3	1	0	201	0	0	15	186	0	3.0	0	0	90.0	0	0	14/11/2015
Tunisia	44	0	0	0	44	0	1.7	0	0	81.8	0	0	44	0	0	3	41	0	1.9	0	0	86.4	0	0	13/11/2015
U.A.E	25	0	0	0	25	0	2.4	0	0	92.0	0	0	27	0	0	3	24	0	2.9	0	0	88.9	0	0	09/11/2015
Yemen	578	0	0	0	578	0	4.8	0	0	95.0	0	0	399	0	0	156	243	0	3.5	49	34	91.5	0	0	15/11/2015
EMR	12546	342	59	0	12116	30	5.1	0	0	90.7	342	0	10839	56	3	1051	9725	5	5.1	264	46	90.8	56	0	
2013	11540	336	55	1	11093	56	4.6	1	0	90.1	336	0													

* Confirmed polio cases refer to wild isolation from AFP cases or from contacts of negative index AFP cases

** Non-polio AFP per 100,000 children <15 years

Totals of the year 2013 include South Sudan that has now moved to the African Region starting October 2013

*** Adequate here refers to two stool specimens collected at least 24 hours apart, within 14 days of paralysis onset

**** AFP cases co infected with P1 and P3 are counted separately as wild isolates



World Health Organization – Regional Office for Eastern Mediterranean

AFP SURVEILLANCE

Week 46, ending 15 November 2015

16-Nov-15

Number 893

Table 4: Investigation of contacts of AFP cases with paralysis onset in 2015 up to Week (46/15) / Ending on : (15/11/2015)

Country	No. of AFP cases	No. of eligible AFP cases for contact sampling*	% of eligible AFP cases with contact samplings	% of eligible AFP cases with 3+ contacts	Total number of Contacts**	% of contacts under 5 years	% of contacts with specimens collected within 7 days of notification of index	% Contact specimens in lab within 3 days of collection	% Contact specimens positive for NPEV	% Contact specimens positive for Sabin like virus	No. of contacts positive for wild virus	% of wild polio virus isolation from contacts	No. of Contacts positive for VDPVs	No. of -ve index AFP cases identified positive by contact	No. of district identified infected from contacts
Afghanistan	2350	142	83.1	82.4	924	96.6	65.2	21.1	27.0	4.7	3	0.3		2	2
Bahrain	14	1	0.0	0.0	0						0			0	0
Djibouti	3	1	0.0	0.0	0						0			0	0
Egypt	895	82	74.4	73.2	331	80.4	60.4	97.5	14.5	3.5	0	0.0		0	0
Iran	643	21	100.0	90.5	128	39.8	34.4	78.9	0.0	1.6	0	0.0		0	0
Iraq	409	66	66.7	48.5	448	64.7	17.0	86.1	11.8	4.6	0	0.0	2	0	0
Jordan	71	5	20.0	0.0	15	73.3	93.3	93.3	0.0	0.0	0	0.0		0	0
Kuwait	25	2	50.0	0.0	43	60.5	74.4	100.0	2.4	4.8	0	0.0		0	0
Lebanon	93	18	16.7	11.1	89	30.3	70.8	1.1	7.9	3.4	0	0.0		0	0
Libya	48	4	0.0	0.0	0						0			0	0
Morocco	65	30	40.0	33.3	46	28.3	47.8	52.5	5.0	0.0	0	0.0		0	0
Oman	30	1	100.0	100.0	103	77.7	23.3	89.7	22.7	4.1	0	0.0		0	0
Pakistan	4657	543	79.4	75.1	1447	82.8	56.0	66.5	27.7	5.7	2	0.1		2	0
Palestine	27	3	0.0	0.0	0						0			0	0
Qatar	10	3	0.0	0.0	0						0			0	0
Saudi Arabia	206	6	33.3	16.7	7	85.7	0.0				0			0	0
Somalia	252	9	88.9	77.8	735	94.4	92.9	30.5	12.3	5.7	0	0.0		0	0
Sudan	370	11	81.8	81.8	124	81.5	58.1	43.4	10.8	0.0	0	0.0		0	0
Syria	201	20	65.0	40.0	390	27.9	82.8	47.5	4.3	3.2	0	0.0		0	0
Tunisia	44	6	16.7	0.0	6	16.7	66.7	83.3	0.0	0.0	0	0.0		0	0
U.A.E.	27	3	66.7	0.0	3	66.7	0.0	0.0	0.0	0.0	0	0.0		0	0
Yemen	399	34	67.6	61.8	932	56.4	83.8	2.1	14.1	1.7	0	0.0		0	0
Grand Total 2015	10839	1011	74.3	68.7	5771	74.4	65.0	49.6	18.4	4.4	5	0.1	2	4	2
Grand Total 2014	12546	1182	74.8	68.2	7359	77.0	72.2	41.3	17.1	4.3	19	0.3	4	8	2

* Eligible refers to AFP cases with inadequate stool specimens

Totals of the year 2013 include South Sudan that has now moved to the African Region starting October 2013

** Total number of contacts from eligible AFP cases and from other AFP cases as per with country criteria for contact sampling

Last wild contacts in EMRO, 01/01/2015 - 15/11/2015

Year	Country	Count of wild contacts	Date of Most Recent stool collection
2015	Pakistan	2	27/07/2015
	Afghanistan	3	28/05/2015
2015 Total		5	27/07/2015

Number and distribution by district of -ve index AFP cases identified as wild positive by contact in EMR, 2015

Year	COUNTRY	PROVINCE	DISTRICT	Count	First case	Last case
2015	AFG	FARAH	GULESTAN	1	23/04/2015	23/04/2015
			BAKWA	1	21/04/2015	21/04/2015
	AFG Total			2	21/04/2015	23/04/2015
	PAK	KHYBER PAKHTOON	PESHAWAR	1	08/06/2015	08/06/2015
			TANK	1	25/01/2015	25/01/2015
	PAK Total			2	25/01/2015	08/06/2015
	2015 Total			4	25/01/2015	08/06/2015



Table 5: Laboratory investigation of AFP cases with paralysis onset in 2015 up to Week (46/15) / Ending on : (15/11/2015)

Country	Polio laboratories Sequencing performed by CDC and RIVM laboratories	AFP cases with specimens	Preliminary virus isolation results of AFP cases						Poliovirus intratypic differentiation results #										Indicators				Latest report Date			
			Referred for ITD		NPEV only	Negative	Pending		Type 1			Type 2			Type 3			Discordant pending sequence	NPEV by PCR	Non-EV	Pending ITD	% specimens positive for NPEV*		% AFP cases with culture results within 14 days	% AFP cases with ITD results within 7 days	% AFP cases with ITD results within 45 days of onset**
			L20B+	L20B+NPEV			received < / = 14 days	received > 14 days ago	Wild	Sabin	VDPV	Wild	Sabin	VDPV	Wild	Sabin	VDPV									
Afghanistan	RRL Pakistan	2306	158	18	488	1560	82		14	86			38			96		2			20%	90%	97%	99%	14/11/2015	
Bahrain	PNL Oman	10			1	9															8%	100%		60%	09/11/2015	
Djibouti	NPL Kenya	3					3																		15/11/2015	
Egypt***	RRL Egypt	871	37	8	150	642	32	3		17			11			12		8	9	2	15%	98%	100%	99%	12/11/2015	
Iran	NPL Iran	652	13		5	617	17			5			3			4					1%	99%	100%	99%	14/11/2015	
Iraq	RRL Egypt	410	17		45	327	18	3		4			5	1		10			1		12%	100%	100%	69%	12/11/2015	
Jordan	RRL Tunisia	73			4	68	1														7%	100%			15/11/2015	
Kuwait	RRL Kuwait	26				25	1														1%	100%		100%	12/11/2015	
Lebanon	RRL Egypt	90	1		3	84	2			1						1			1		7%	99%	100%	91%	12/11/2015	
Libya	RRL Tunisia	46			1	44		1													2%	96%		89%	06/11/2015	
Morocco	RRL Tunisia	52			5	45	2														7%	88%		86%	13/11/2015	
Oman	NPL Oman	30			5	24		1													20%	100%		100%	09/11/2015	
Pakistan	RRL Pakistan	4713	279	43	1074	3175	140	2	38	113			85	4		136			11	1	21%	97%	99%	97%	14/11/2015	
Palestine & UNRWA		27				23		4													0%	0%		100%	01/11/2015	
Qatar	NPL Oman	10			1	9															10%	100%		100%	09/11/2015	
Saudi Arabia	NPL Oman	226	3		8	201	10	1		3			3			4			3		3%	100%	100%	73%	15/11/2015	
Somalia	NPL Kenya	251	11	8	33	185	4	10		13			10			15					17%	15%		96%	12/11/2015	
Sudan	RRL Egypt	369	3		38	317	10	1		1			1			1		1			11%	99%	100%	100%	15/11/2015	
Syria	RRL Egypt	203	7		13	175	2	7		1			4			5					5%	99%	100%	50%	01/11/2015	
Tunisia	RRL Tunisia	41				40	1														0%	98%		98%	06/11/2015	
U.A.E	NPL Oman	24	1		2	21				1											4%	100%	100%	79%	09/11/2015	
Yemen	RRL Egypt	372	8	1	39	184	27	113		5			5			1					16%	52%	100%	44%	12/11/2015	
Total EMR 2015		10805	538	78	1915	7775	349	149	52	250			165	5		285		5	26	10	3	17%	93%	99%	96%	
Total EMR 2014		12291	954	93	2203	9039			334	339	1		169	26		344		3	18	3		16%	94%	95%	97%	

* Specimens from all sources including non-AFP cases, excluding environmental samples

** This indicator reflects surveillance and laboratory activities



Environmental surveillance initiated in **Egypt** in September 2000 showed the following:

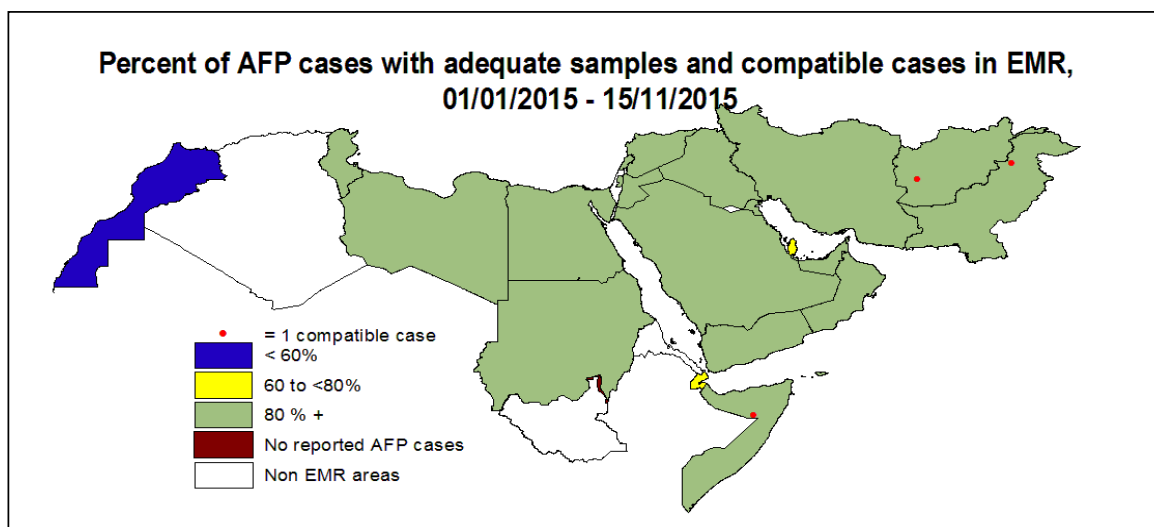

Result	2010	2011	2012	2013	2014	2015
Negative	183	178	196	304	410	345
Pending						21
Wild			2			
VDPVP2			7	3	2	3
VDPVP1			1		1	
Total	183	178	206	307	413	369

YEAR	Province	Site	Count	First date	Last Date	
2014	VDPVP2	GIZA	AL HARAM	1	30/09/2014	30/09/2014
			AL WASLA	1	04/03/2014	04/03/2014
	VDPVP2 Total			2	04/03/2014	30/09/2014
	VDPVP1	QALUBIA	BENHA	1	20/04/2014	20/04/2014
	VDPVP1 Total			1	20/04/2014	20/04/2014
2015	VDPVP2	CAIRO	EL SAFF	1	16/06/2015	16/06/2015
			AL WASLA	1	04/02/2015	04/02/2015
		HURGADA	RED SEA	1	26/05/2015	26/05/2015
	VDPVP2 Total			3	04/02/2015	16/06/2015

Environmental surveillance initiated in **Pakistan** in 2009 and **Afghanistan** in 2014 showed the following:

COUNTRY1	Status	2009	2010	2011	2012	2013	2014	2015
AFG	Negative						9	78
	Pending							10
	Wild						17	14
AFG Total							9	95
PAK	Negative	27	77	68	150	256	236	280
	Pending							1
	Wild	18	79	136	89	64	125	65
	Wild & VDPV2					2	6	4
	VDPV2						4	8
PAK Total		45	156	204	239	322	372	390

Year	COUNTR	Status	SITEDIST	SITENAME	Count	Wild	First date	Last date	
2015	AFG	Wild	BEHSUD	HADA FARM	1		25/10/2015	25/10/2015	
			JALALABAD	RADOR BRIDGE	2		22/02/2015	21/09/2015	
			LASHKARGAH	BOLAN BRIDGE	2		25/01/2015	20/04/2015	
				RADIO MAHALLIE	3		22/02/2015	20/09/2015	
			NAHR-E-SARAJ	ZARAT BAGH	2		24/01/2015	19/09/2015	
				BARAN SARAI	1		19/09/2015	19/09/2015	
			KANDAHAR	KHANDAK	2		04/01/2015	26/08/2015	
	AFG Total				14		04/01/2015	25/10/2015	
	PAK	Wild	Wild	KHI.GADAP TOWN	BALDIA COMPOSITE	2		06/01/2015	04/02/2015
					SOHRAB GOTH	2		17/08/2015	22/09/2015
					MACHAR COLONY	5		11/05/2015	13/10/2015
					KHAMISO GOTH	1		20/01/2015	20/01/2015
				QUETTA	JAM-E-SALFIA	2		12/01/2015	12/10/2015
					JATAK KILLI & TAKHTHANI BY PASS	5		28/01/2015	28/08/2015
				SUR PUL	4		20/01/2015	20/09/2015	
LAHORE				MULTAN ROAD STATION	2		19/02/2015	19/06/2015	
				OUTFALL STATION-F	1		12/10/2015	12/10/2015	
				OUTFALL STATION-G	1		12/01/2015	12/01/2015	
RAWALPINDI				SAFDAR ABAD	1		10/10/2015	10/10/2015	
				DHOKE DALLAL	3		10/03/2015	10/10/2015	
SUKKUR				MAKKA PUMPING STATION	2		06/01/2015	04/02/2015	
				MIANI PUMPING STATION	4		05/02/2015	11/09/2015	
PESHAWAR				LARA MA	3		03/01/2015	24/08/2015	
				SHAHEEN TOWN	6		10/01/2015	10/09/2015	
MULTAN				ALI TOWN	1		18/08/2015	18/08/2015	
	KOTLA ABDUL FATAH	2		28/07/2015	31/08/2015				
	SURAJ MIANI	1		08/04/2015	08/04/2015				
CDA	SABZI MANDI	2		12/01/2015	17/08/2015				
KHI.GULSHAN-E-IQBAL TOWN	CHAKORA NULLA	2		13/01/2015	05/05/2015				
	RASHID MINHAS RD LAY	2		02/03/2015	12/08/2015				
DIKHAN	MODC DRAIN	2		04/03/2015	04/08/2015				
	ZAFAR ABAD DRAIN	1		05/05/2015	05/05/2015				
KABDULLAH	ARMY KAZIBA	2		01/03/2015	01/06/2015				
	HADI PACKET	1		15/01/2015	15/01/2015				
JACOBABAD	SADDAR PUMPING STATION	4		08/01/2015	05/05/2015				
HYDERABAD	TULSIDAS PUMPING STATION	1		03/02/2015	03/02/2015				
Wild & VDPV2	QUETTA	JAM-E-SALFIA	1		12/09/2015	12/09/2015			
		JATAK KILLI & TAKHTHANI BY PASS	1		28/03/2015	28/03/2015			
	PESHAWAR	LARA MA	1		26/02/2015	26/02/2015			
VDPV2	KHI.GADAP TOWN	SOHRAB GOTH	1		22/01/2015	22/01/2015			
	KHI.GULSHAN-E-IQBAL TOWN	RASHID MINHAS RD LAY	2		08/06/2015	07/07/2015			
	LAHORE	OUTFALL STATION-G	1		13/04/2015	13/04/2015			
	KHI.GADAP TOWN	SOHRAB GOTH	2		23/02/2015	18/03/2015			
PAK Total				77		03/01/2015	13/10/2015		
Grand Total				91		03/01/2015	25/10/2015		



Wild polio cases by country and date of onset of paralysis in EMR, 2014-2015

Year	COUNTRY	Count	First Case	Last Case
2014	PAK	306	03/01/2014	26/12/2014
	AFG	28	14/01/2014	04/12/2014
	SOM	5	11/05/2014	11/08/2014
	IRQ	2	10/02/2014	07/04/2014
	SYR	1	21/01/2014	21/01/2014
2014 Total		342	03/01/2014	26/12/2014
2015	AFG	16	21/01/2015	27/10/2015
	PAK	40	03/01/2015	22/10/2015
2015 Total		56	03/01/2015	27/10/2015

Last reported wild Polio P3 from Pakistan with date of onset 18/04/2012



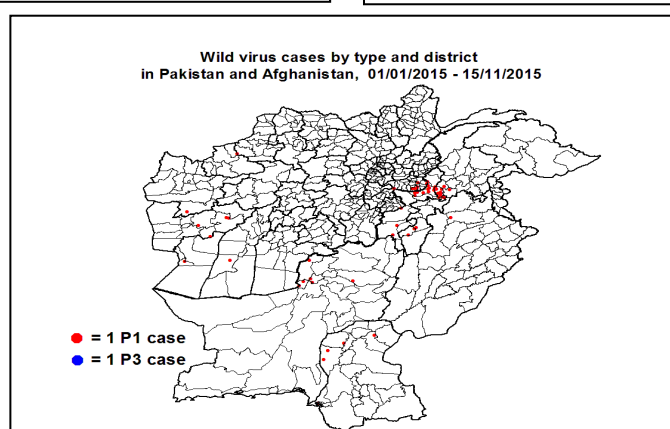
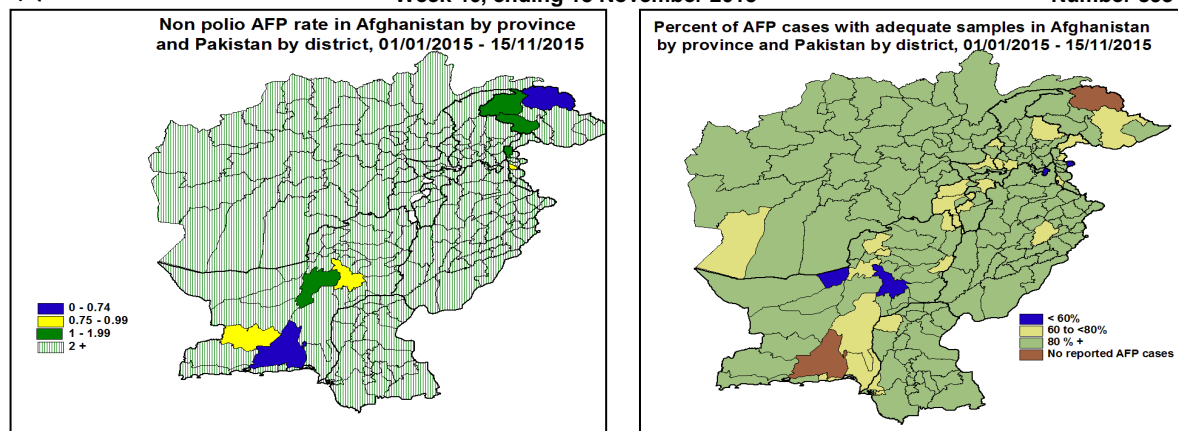
World Health Organization – Regional Office for Eastern Mediterranean

AFP SURVEILLANCE

Week 46, ending 15 November 2015

16-Nov-15

Number 893



Wild Polio cases by district and date of onset of paralysis, Afghanistan 2015

PROVINCE	DISTRICT	Count	First case	Last case
NANGARHAR	LALPUR	1	27/10/2015	27/10/2015
	MUHMAND DARA	1	14/10/2015	14/10/2015
	SHERZAD	1	06/09/2015	06/09/2015
	BATIKOT	1	04/09/2015	04/09/2015
FARYAB	ACHIN	4	17/07/2015	01/09/2015
	QAYSAR	1	22/10/2015	22/10/2015
NIMROZ	ZARANJ	1	07/08/2015	07/08/2015
HIRAT	SHINDAND	1	27/06/2015	27/06/2015
FARAH	BALABULUK	1	07/06/2015	07/06/2015
	GULESTAN	2	23/04/2015	05/05/2015
	BAKWA	1	21/04/2015	21/04/2015
HILMAND	REG	1	21/01/2015	21/01/2015
Grand Total		16	21/01/2015	27/10/2015

Wild Polio cases by district and date of onset of paralysis, Pakistan 2015

PROVINCE	DISTRICT	Count	First case	Last case
FATA	FR PESHAWAR	2	14/09/2015	22/10/2015
	KHYBER	8	05/01/2015	21/10/2015
	WAZIR-S	2	07/01/2015	24/05/2015
	WAZIR-N	1	06/05/2015	06/05/2015
KHYBER PAKHTOON	PESHAWAR	10	17/01/2015	16/09/2015
	CHARSADA	1	20/04/2015	20/04/2015
	TANK	2	03/01/2015	25/01/2015
	LAKKIMRWT	1	07/01/2015	07/01/2015
	NOWSHERA	1	05/01/2015	05/01/2015
SINDH	KHIGULBERG	1	14/09/2015	14/09/2015
	DADU	2	10/02/2015	19/02/2015
	SUKKUR	1	13/02/2015	13/02/2015
	KAMBAR	1	04/01/2015	04/01/2015
PUNJAB	CHAKWAL	1	11/09/2015	11/09/2015
BALOCHISTAN	QUETTA	4	20/02/2015	26/08/2015
	LORALAI	1	09/02/2015	09/02/2015
	KABDULAH	1	03/02/2015	03/02/2015
Grand Total		40	03/01/2015	22/10/2015



**Circulating VDPV cases and date of onset of paralysis in EMR countries by districts
2014 - 2015**

Year	COUNTRY	PROVINCE	DISTRICT	cVDPV2		
				Count	First Case	Last Case
2014	PAK	SINDH	KHIGADAP	1	13/12/2014	13/12/2014
			FATA	KHYBER	3	27/05/2014
		FR BANNU		8	24/01/2014	27/05/2014
		WAZIR-N		7	03/01/2014	12/04/2014
		KHYBER PAKHTOON	PESHAWAR	1	01/08/2014	01/08/2014
			LAKKIMRWT	1	08/05/2014	08/05/2014
			BANNU	1	03/05/2014	03/05/2014
		PAK Total				22
2014 Total				22	03/01/2014	13/12/2014
2015	PAK	FATA	KHYBER	1	09/02/2015	09/02/2015
			KHYBER PAKHTOON	HANGU	1	05/02/2015
		PAK Total				2
2015 Total				2	05/02/2015	09/02/2015

In 2014, 1 AFP case in Pakistan was identified as VDPV by contact
In 2014, 1 AFP case in Pakistan from Khyber district, FATA province with date of onset 27/05/2014 was identified as WPV1 & cVDPV2.
The case is classified as wild and reflected in page-2- table (3), pages 6 & 7 of the polio fax. Accordingly final number of cVDPV cases in Pakistan for 2014 is (22)