



AFP SURVEILLANCE

23-Nov-15

Week 47, ending 22 November 2015

Number 894

Table 1: Acute Flaccid Paralysis (AFP) cases by week of onset

Country	Reported AFP cases by week of onset - Week (47/15) / Ending on : 22/11/15														
	Total AFP 2013	Total AFP 2014	Total AFP to date, 2015	W 36 06 Sep 15	W 37 13 Sep 15	W 38 20 Sep 15	W 39 27 Sep 15	W 40 04 Oct 15	W 41 11 Oct 15	W 42 18 Oct 15	W 43 25 Oct 15	W 44 01 Nov 15	W 45 08 Nov 15	W 46 15 Nov 15	W 47 22 Nov 15
Afghanistan	1897	2421	2399	50	56	41	27	52	33	56	49	53	47	30	5
Bahrain	12	16	14	1	1	2	0	0	1	0	1	0	2	0	0
Djibouti	7	3	3	0	0	0	0	0	0	0	0	0	0	0	0
Egypt	1007	1000	911	12	15	22	14	21	15	21	25	15	19	14	2
Iran	708	753	661	17	14	9	23	15	20	9	14	12	12	4	0
Iraq	444	590	426	12	8	7	3	9	10	7	11	11	6	7	
Jordan ****	35	62	75	0	2	2	2	1	3	1	2	2	1	1	1
Kuwait	39	32	25	0	1	0	0	1	0	0	0	1	1	0	
Lebanon ****	33	50	93	1	2	2	4	2	3	3	0	3	2	1	
Libya	58	43	49	1	1	3	0	2	1	0	1	0	2	0	
Morocco	106	103	65	2	1	2	0	0	1	0	0	2			
Oman	20	34	30	0	0	0	3	0	0	1	0	0	0	0	0
Pakistan	4790	5369	4759	151	151	114	95	116	103	116	74	76	54	16	0
Palestine ****	38	21	33	1	2	1	1	2	2	0	1	3	2	1	
Qatar	8	7	11	0	0	0	0	0	1	0	0	0	0	1	0
Saudi Arabia	220	227	211	5	5	6	4	6	10	3	6	8	4	0	0
Somalia	546	420	255	4	3	5	7	4	3	6	0	3	5	0	
Sudan	410	442	372	13	9	5	9	6	10	9	12	6	5	0	0
Syria ****	180	306	204	3	4	4	1	4	1	4	7	4	1	0	
Tunisia	43	44	49	1	0	0	0	2	1	0	1	2	0	2	
U.A.E	31	25	28	0	0	1	2	1	0	1	0	1	1	1	0
Yemen	614	578	414	9	7	5	7	12	14	17	16	14	19	11	0
Total EMR	11540	12546	11087	283	282	231	202	256	232	254	220	216	183	89	8

No data = No report received

Totals of the year 2013 include South Sudan that has now moved to the African Region starting October 2013

Table 2: Confirmed polio cases by month of onset

Country	Total year 2013	Total year 2014	22/11		Confirmed polio cases by month of onset											
			2014	2015	December 2014	January 2015	February 2015	March 2015	April 2015	May 2015	June 2015	July 2015	August 2015	September 2015	October 2015	November 2015
Afghanistan	14	28	25	16	1	1	0	0	2	1	2	1	3	3	3	
Bahrain	0	0	0	0	0	0	0	0	0	0	0	0	0	0		
Djibouti	0	0	0	0	0	0	0	0	0	0	0	0	0	0	0	
Egypt	0	0	0	0	0	0	0	0	0	0	0	0	0	0		
Iran	0	0	0	0	0	0	0	0	0	0	0	0	0	0		
Iraq	0	2	2	0	0	0	0	0	0	0	0	0	0	0		
Jordan ****	0	0	0	0	0	0	0	0	0	0	0	0	0	0		
Kuwait	0	0	0	0	0	0	0	0	0	0	0	0	0	0	0	
Lebanon ****	0	0	0	0	0	0	0	0	0	0	0	0	0	0		
Libya	0	0	0	0	0	0	0	0	0	0	0	0	0	0		
Morocco	0	0	0	0	0	0	0	0	0	0	0	0	0	0		
Oman	0	0	0	0	0	0	0	0	0	0	0	0	0	0	0	
Pakistan	93	306	284	41	14	10	10	2	1	2	4		5	4	2	1
Palestine ****	0	0	0	0	0	0	0	0	0	0	0	0	0	0		
Qatar	0	0	0	0	0	0	0	0	0	0	0	0	0	0	0	
Saudi Arabia	0	0	0	0	0	0	0	0	0	0	0	0	0	0		
Somalia	194	5	5	0	0	0	0	0	0	0	0	0	0	0		
Sudan	0	0	0	0	0	0	0	0	0	0	0	0	0	0		
Syria ****	35	1	1	0	0	0	0	0	0	0	0	0	0	0		
Tunisia	0	0	0	0	0	0	0	0	0	0	0	0	0	0		
U.A.E	0	0	0	0	0	0	0	0	0	0	0	0	0	0		
Yemen	0	0	0	0	0	0	0	0	0	0	0	0	0	0		
Total EMR	336	342	317	57	15	11	10	2	3	3	6	1	8	7	5	1

**** UNRWA cases are included with those of country of residence



World Health Organization – Regional Office for Eastern Mediterranean

AFP SURVEILLANCE

23-Nov-15

Week 47, ending 22 November 2015

Number 894

Table 3: Investigation of AFP cases with paralysis onset in 2014 & 2015 up to Week (47/15) / Ending on : 22/11/2015)

COUNTRY	2014												2015												Latest line List Date
	AFP									Specimen	Wild cases ****		AFP									Specimen	Wild cases ****		
	Total AFP cases onset 2014	Case classification					Non polio AFP rate **	AFP cases pending classification > 90 days from onset of paralysis	AFP cases pending classification and lab > 90 days from onset of paralysis	% with *** adequate specimens	Wild P1 Poliovirus	Wild P3 Poliovirus	Total AFP cases onset 2015	Case classification					Annualized Non polio AFP rate **	AFP cases pending classification > 90 days from onset of paralysis	AFP cases pending classification and lab > 90 days from onset of paralysis	% with *** adequate specimens	Wild P1 Poliovirus	Wild P3 Poliovirus	
		Total Confirmed Polio Cases *	Polio Compatible	Pending Classification	Discarded (non polio AFP)	VDPV								Total Confirmed Polio Cases *	Polio Compatible	Pending Classification	Discarded (non polio AFP)	VDPV							
Afghanistan	2421	28	6	0	2387	0	12.7	0	0	92.4	28	0	2399	16	1	146	2236	0	13.5	17	0	93.9	16	0	22/11/2015
Bahrain	16	0	0	0	16	0	5.9	0	0	100.0	0	0	14	0	0	7	7	0	5.8	0	0	92.9	0	0	22/11/2015
Djibouti	3	0	1	0	2	0	1.0	0	0	66.7	0	0	3	0	0	3	0	0	1.1	3	2	66.7	0	0	22/11/2015
Egypt	1000	0	0	0	999	1	2.9	0	0	93.4	0	0	911	0	0	76	835	0	2.9	2	0	92.0	0	0	19/11/2015
Iran	753	0	0	0	751	2	4.2	0	0	96.0	0	0	661	0	0	22	639	0	4.0	0	0	96.8	0	0	22/11/2015
Iraq	590	2	1	0	587	0	4.0	0	0	88.6	2	0	426	0	0	45	381	2	3.3	6	0	83.3	0	0	20/11/2015
Jordan	62	0	0	0	62	0	2.5	0	0	96.8	0	0	75	0	0	19	56	0	3.0	0	0	90.7	0	0	19/11/2015
Kuwait	32	0	0	0	32	0	3.8	0	0	93.8	0	0	25	0	0	2	23	0	3.2	0	0	92.0	0	0	15/11/2015
Lebanon	50	0	0	0	50	0	2.6	0	0	70.0	0	0	93	0	0	14	79	0	4.8	4	0	80.6	0	0	14/11/2015
Libya	43	0	0	0	43	0	2.1	0	0	95.3	0	0	49	0	0	7	42	0	2.6	0	0	91.8	0	0	21/11/2015
Morocco	103	0	0	0	103	0	1.0	0	0	70.9	0	0	65	0	0	22	43	0	0.7	16	1	55.4	0	0	16/11/2015
Oman	34	0	0	0	34	0	4.3	0	0	97.1	0	0	30	0	0	0	30	0	3.9	0	0	96.7	0	0	22/11/2015
Pakistan	5369	306	45	0	4992	27	6.5	0	0	87.9	306	0	4759	41	1	317	4396	4	6.8	127	8	88.5	41	0	22/11/2015
Palestine	21	0	0	0	21	0	1.2	0	0	90.5	0	0	33	0	0	15	18	0	2.1	0	0	90.9	0	0	22/11/2015
Qatar	7	0	0	0	7	0	2.3	0	0	100.0	0	0	11	0	0	2	9	0	3.8	0	0	72.7	0	0	22/11/2015
Saudi Arabia	227	0	0	0	227	0	2.5	0	0	97.8	0	0	211	0	0	51	160	0	2.5	0	0	97.2	0	0	22/11/2015
Somalia	420	5	4	0	411	0	7.4	0	0	96.7	5	0	255	0	1	11	243	0	4.9	3	0	96.5	0	0	19/11/2015
Sudan	442	0	0	0	442	0	2.7	0	0	97.3	0	0	372	0	0	11	361	0	2.5	0	0	97.0	0	0	22/11/2015
Syria	306	1	2	0	303	0	4.0	0	0	84.3	1	0	204	0	0	18	186	0	2.9	0	0	90.2	0	0	18/11/2015
Tunisia	44	0	0	0	44	0	1.7	0	0	81.8	0	0	49	0	0	6	43	0	2.1	0	0	87.8	0	0	20/11/2015
U.A.E	25	0	0	0	25	0	2.4	0	0	92.0	0	0	28	0	0	4	24	0	3.0	0	0	89.3	0	0	22/11/2015
Yemen	578	0	0	0	578	0	4.8	0	0	95.0	0	0	414	0	0	166	248	0	3.6	46	34	91.5	0	0	22/11/2015
EMR	12546	342	59	0	12116	30	5.1	0	0	90.7	342	0	11087	57	3	964	10059	6	5.1	224	45	90.8	57	0	
2013	11246	336	55	1	10799	56	4.6	1	0	90.0	336	0													

* Confirmed polio cases refer to wild isolation from AFP cases or from contacts of negative index AFP cases

** Non-polio AFP per 100,000 children <15 years

Totals of the year 2013 include South Sudan that has now moved to the African Region starting October 2013

*** Adequate here refers to two stool specimens collected at least 24 hours apart, within 14 days of paralysis onset

**** AFP cases co infected with P1 and P3 are counted separately as wild isolates



World Health Organization – Regional Office for Eastern Mediterranean

AFP SURVEILLANCE

Week 47, ending 22 November 2015

23-Nov-15

Number 894

Table 4: Investigation of contacts of AFP cases with paralysis onset in 2015 up to Week (47/15) / Ending on : (22/11/2015)

Country	No. of AFP cases	No. of eligible AFP cases for contact sampling*	% of eligible AFP cases with contact samplings	% of eligible AFP cases with 3+ contacts	Total number of Contacts**	% of contacts under 5 years	% of contacts with specimens collected within 7 days of notification of index	% Contact specimens in lab within 3 days of collection	% Contact specimens positive for NPEV	% Contact specimens positive for Sabin like virus	No. of contacts positive for wild virus	% of wild polio virus isolation from contacts	No. of Contacts positive for VDPVs	No. of -ve index AFP cases identified positive by contact	No. of district identified infected from contacts
Afghanistan	2399	146	83.6	82.9	951	96.5	64.8	21.6	27.6	4.5	3	0.3		2	2
Bahrain	14	1	0.0	0.0	0						0			0	0
Djibouti	3	1	0.0	0.0	0						0			0	0
Egypt	911	85	76.5	75.3	349	80.8	61.6	97.5	14.4	3.4	0	0.0		0	0
Iran	661	21	100.0	90.5	128	39.8	34.4	78.9	0.0	1.6	0	0.0		0	0
Iraq	426	71	69.0	52.1	477	63.3	17.0	85.8	11.9	4.6	0	0.0	2	0	0
Jordan	75	7	14.3	0.0	15	73.3	93.3	93.3	0.0	0.0	0	0.0		0	0
Kuwait	25	2	50.0	0.0	43	60.5	74.4	100.0	2.4	4.8	0	0.0		0	0
Lebanon	93	18	16.7	11.1	89	30.3	70.8	1.1	7.9	3.4	0	0.0		0	0
Libya	49	4	0.0	0.0	0						0			0	0
Morocco	65	29	41.4	34.5	46	28.3	47.8	52.5	5.0	0.0	0	0.0		0	0
Oman	30	1	100.0	100.0	103	77.7	23.3	90.3	24.3	3.9	0	0.0		0	0
Pakistan	4759	548	79.4	75.2	1467	82.9	55.9	66.6	27.8	5.7	2	0.1		2	0
Palestine	33	3	0.0	0.0	0						0			0	0
Qatar	11	3	0.0	0.0	0						0			0	0
Saudi Arabia	211	6	33.3	16.7	7	85.7	0.0				0			0	0
Somalia	255	9	88.9	77.8	744	94.5	93.0	30.1	11.9	5.5	0	0.0		0	0
Sudan	372	11	81.8	81.8	129	79.1	55.8	42.4	10.6	0.0	0	0.0		0	0
Syria	204	20	65.0	40.0	392	27.8	82.4	47.5	4.3	3.2	0	0.0		0	0
Tunisia	49	6	33.3	0.0	8	12.5	62.5	85.7	0.0	0.0	0	0.0		0	0
U.A.E.	28	3	66.7	0.0	3	66.7	0.0	0.0	0.0	0.0	0	0.0		0	0
Yemen	414	35	68.6	62.9	969	56.2	83.6	2.1	14.1	1.7	0	0.0		0	0
Grand Total 2015	11087	1030	74.8	69.2	5920	74.2	64.7	49.5	18.6	4.3	5	0.1	2	4	2
Grand Total 2014	12546	1182	74.8	68.2	7359	77.0	72.2	41.3	17.1	4.3	19	0.3	4	8	2

* Eligible refers to AFP cases with inadequate stool specimens

Totals of the year 2013 include South Sudan that has now moved to the African Region starting October 2013

** Total number of contacts from eligible AFP cases and from other AFP cases as per with country criteria for contact sampling

Last wild contacts in EMRO, 01/01/2015 - 22/11/2015

Year	Country	Count of wild contacts	Date of Most Recent stool collection
2015	Pakistan	2	27/07/2015
	Afghanistan	3	28/05/2015
2015 Total		5	27/07/2015

Number and distribution by district of -ve index AFP cases identified as wild positive by contact in EMR, 2015

Year	COUNTRY	PROVINCE	DISTRICT	Count	First case	Last case
2015	AFG	FARAH	GULESTAN	1	23/04/2015	23/04/2015
			BAKWA	1	21/04/2015	21/04/2015
	AFG Total			2	21/04/2015	23/04/2015
	PAK	KHYBER PAKHTOON	PESHAWAR	1	08/06/2015	08/06/2015
			TANK	1	25/01/2015	25/01/2015
	PAK Total			2	25/01/2015	08/06/2015
	2015 Total			4	25/01/2015	08/06/2015



Table 5: Laboratory investigation of AFP cases with paralysis onset in 2015 up to Week (47/15) / Ending on : (22/11/2015)

Country	Polio laboratories Sequencing performed by CDC and RIVM laboratories	AFP cases with specimens	Preliminary virus isolation results of AFP cases						Poliovirus intratypic differentiation results #										Indicators				Latest report Date			
			Referred for ITD		NPEV only	Negative	Pending		Type 1			Type 2			Type 3			Discordant pending sequence	NPEV by PCR	Non-EV	Pending ITD	% specimens positive for NPEV*		% AFP cases with culture results within 14 days	% AFP cases with ITD results within 7 days	% AFP cases with ITD results within 45 days of onset**
			L20B+	L20B+NPEV			received < / = 14 days	received > 14 days ago	Wild	Sabin	VDPV	Wild	Sabin	VDPV	Wild	Sabin	VDPV									
Afghanistan	RRL Pakistan	2355	167	18	503	1591	76		14	89			42			101		2			20%	90%	97%	99%	21/11/2015	
Bahrain	PNL Oman	14			1	9	4														8%	100%		60%	18/11/2015	
Djibouti	NPL Kenya	3					3																		22/11/2015	
Egypt***	RRL Egypt	871	37	8	150	642	10	25	17			11			12		8	9	2	15%	98%	100%	99%	22/11/2015		
Iran	NPL Iran	652	13		5	617	3	14	5			3			4					2	1%	99%	100%	99%	14/11/2015	
Iraq	RRL Egypt	427	17		47	337	24	2	4			5	1*		10		2	1		12%	100%	100%	69%	19/11/2015		
Jordan	RRL Tunisia	77			4	69	4														7%	100%			22/11/2015	
Kuwait	RRL Kuwait	27				25	2														1%	100%		100%	19/11/2015	
Lebanon	RRL Egypt	92	1		3	85	3		1					1				1		7%	99%	100%	91%	22/11/2015		
Libya	RRL Tunisia	49			1	45	3														2%	96%		89%	20/11/2015	
Morocco	RRL Tunisia	54			5	47	2														7%	88%		87%	20/11/2015	
Oman	NPL Oman	30			5	25															20%	100%		100%	18/11/2015	
Pakistan	RRL Pakistan	4847	284	43	1086	3210	218	6	39	117		86	4		138		11			21%	97%	99%	97%	21/11/2015		
Palestine & UNRWA		33			1	26	4	1													4%	4%		100%	22/11/2015	
Qatar	NPL Oman	10			1	9															10%	100%		100%	18/11/2015	
Saudi Arabia	NPL Oman	229	5		8	208	5		3			3			4		3			3%	100%	100%	73%	22/11/2015		
Somalia	NPL Kenya	254	11	8	33	192	3	7	13			10			15					17%	15%		95%	19/11/2015		
Sudan	RRL Egypt	372	5		38	321	7	1	1			1			1		1			11%	99%	100%	100%	22/11/2015		
Syria	RRL Egypt	203	7		13	176		7	1			4			5					5%	99%	100%	50%	01/11/2015		
Tunisia	RRL Tunisia	49				41	8														0%	98%		98%	20/11/2015	
U.A.E	NPL Oman	27	1		2	21	3		1												4%	100%	100%	79%	18/11/2015	
Yemen	RRL Egypt	387	8	1	39	184	22	133	5			5			1					16%	52%	100%	44%	22/11/2015		
Total EMR 2015		11062	556	78	1945	7880	401	199	53	257		170	5		292		5	26	10	2	17%	93%	99%	96%		
Total EMR 2014		12291	954	93	2203	9039			334	339	1	169	26		344		3	18	3		16%	94%	95%	97%		

* Specimens from all sources including non-AFP cases, excluding environmental samples

** This indicator reflects surveillance and laboratory activities

*** Advance notification of a new VDPV2 in Iraq from Wassit province, Azizya district, with date of onset 17/10/2015 was reported by VACSERA**



Environmental surveillance initiated in **Egypt** in September 2000 showed the following:

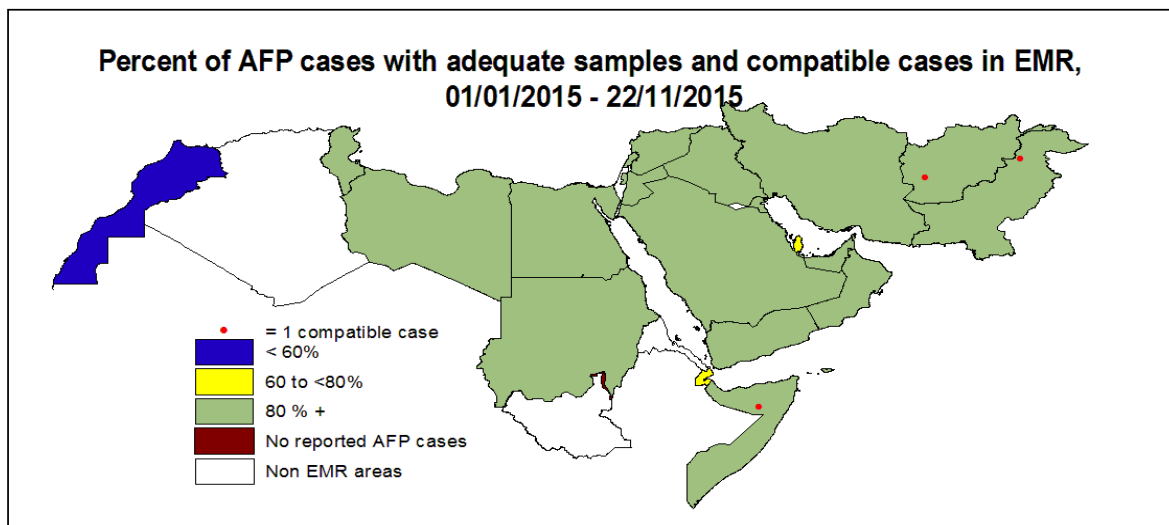

Result	2010	2011	2012	2013	2014	2015
Negative	183	178	196	304	410	353
Pending						20
Wild			2			
VDPVP2			7	3	2	3
VDPVP1			1		1	
Total	183	178	206	307	413	376

YEAR	Province	Site	Count	First date	Last Date
2014	VDPVP2	GIZA	1	30/09/2014	30/09/2014
		AL WASLA	1	04/03/2014	04/03/2014
	VDPVP2 Total		2	04/03/2014	30/09/2014
	VDPVP1	QALUBIA	1	20/04/2014	20/04/2014
	VDPVP1 Total		1	20/04/2014	20/04/2014
2015	VDPVP2	CAIRO	1	16/06/2015	16/06/2015
		GIZA	1	04/02/2015	04/02/2015
		HURGADA	1	26/05/2015	26/05/2015
	VDPVP2 Total		3	04/02/2015	16/06/2015

Environmental surveillance initiated in **Pakistan** in 2009 and **Afghanistan** in 2014 showed the following:

COUNTRY	Status	2009	2010	2011	2012	2013	2014	2015
AFG	Negative						9	78
	Pending							4
	Wild						17	15
AFG Total							9	95
PAK	Negative	27	77	68	150	256	236	284
	Pending						1	34
	Wild	18	79	136	89	64	125	67
	Wild & VDPV2						2	6
	VDPV2						4	8
PAK Total		45	156	204	239	322	372	397

Year	COUNTR	Status	SITEDIST	SITENAME	Count	Wild	First date	Last date			
2015	AFG	Wild	LASHKARGAH	BOLAN BRIDGE	3		25/01/2015	25/10/2015			
				RADIO MAHALLIE	3		22/02/2015	20/09/2015			
			BEHSUD	HADA FARM	1		25/10/2015	25/10/2015			
				JALALABAD	2		22/02/2015	21/09/2015			
			NAHR-E-SARAJ	ZARAT BAGH	2		24/01/2015	19/09/2015			
				BARAN SARAI	1		19/09/2015	19/09/2015			
			KANDAHAR	KHANDAK	2		04/01/2015	26/08/2015			
				RAROBAT	1		26/01/2015	26/01/2015			
			AFG Total					15		04/01/2015	25/10/2015
			PAK	Wild	KHI.GADAP TOWN	BALDIA COMPOSITE	2		06/01/2015	04/02/2015	
	SOHRAB GOTH	3					17/08/2015	27/10/2015			
	MACHAR COLONY	5					11/05/2015	13/10/2015			
	KHAMISO GOTH	2					20/01/2015	20/10/2015			
	QUETTA	JAM-E-SALFIA			2		12/01/2015	12/10/2015			
		JATAK KILLI & TAKHTHANI BY PASS			5		28/01/2015	28/08/2015			
	LAHORE	SUR PUL			4		20/01/2015	20/09/2015			
		MULTAN ROAD STATION			2		19/02/2015	19/06/2015			
		OUTFALL STATION-F			1		12/10/2015	12/10/2015			
	RAWALPINDI	OUTFALL STATION-G			1		12/01/2015	12/01/2015			
		SAFDAR ABAD			1		10/10/2015	10/10/2015			
SUKKUR	DHOKE DALLAL	3				10/03/2015	10/10/2015				
	MAKKA PUMPING STATION	2				06/01/2015	04/02/2015				
PESHAWAR	MIANI PUMPING STATION	4				05/02/2015	11/09/2015				
	LARA MA	3				03/01/2015	24/08/2015				
MULTAN	SHAHEEN TOWN	6				10/01/2015	10/09/2015				
	ALI TOWN	1				18/08/2015	18/08/2015				
CDA	KOTLA ABDUL FATAH	2				28/07/2015	31/08/2015				
	SURAJ MIANI	1				08/04/2015	08/04/2015				
KHI.GULSHAN-E-IQBAL TOWN	SABZI MANDI	2		12/01/2015	17/08/2015						
	CHAKORA NULLA	2		13/01/2015	05/05/2015						
DIKHAN	RASHID MINHAS RD LAY	2		02/03/2015	12/08/2015						
	MODC DRAIN	2		04/03/2015	04/08/2015						
KABDULLAH	ZAFAR ABAD DRAIN	1		05/05/2015	05/05/2015						
	ARMY KAZIBA	2		01/03/2015	01/06/2015						
JACOBABAD	HADI PACKET	1		15/01/2015	15/01/2015						
	SADDAR PUMPING STATION	4		08/01/2015	05/05/2015						
HYDERABAD	TULSIDAS PUMPING STATION	1		03/02/2015	03/02/2015						
	JAM-E-SALFIA	1		12/09/2015	12/09/2015						
Wild & VDPV2	JATAK KILLI & TAKHTHANI BY PASS	1		28/03/2015	28/03/2015						
	LARA MA	1		26/02/2015	26/02/2015						
VDPV2	KHI.GADAP TOWN	SOHRAB GOTH	1		22/01/2015	22/01/2015					
		RASHID MINHAS RD LAY	2		08/06/2015	07/07/2015					
	LAHORE	OUTFALL STATION-G	1		13/04/2015	13/04/2015					
	KHI.GADAP TOWN	SOHRAB GOTH	2		23/02/2015	18/03/2015					
PAK Total					79		03/01/2015	27/10/2015			
Grand Total					94		03/01/2015	27/10/2015			



Wild polio cases by country and date of onset of paralysis in EMR, 2014-2015

Year	COUNTRY	Count	First Case	Last Case
2014	PAK	306	03/01/2014	26/12/2014
	AFG	28	14/01/2014	04/12/2014
	SOM	5	11/05/2014	11/08/2014
	IRQ	2	10/02/2014	07/04/2014
	SYR	1	21/01/2014	21/01/2014
2014 Total		342	03/01/2014	26/12/2014
2015	PAK	41	03/01/2015	01/11/2015
	AFG	16	21/01/2015	27/10/2015
2015 Total		57	03/01/2015	01/11/2015

Last reported wild Polio P3 from Pakistan with date of onset 18/04/2012



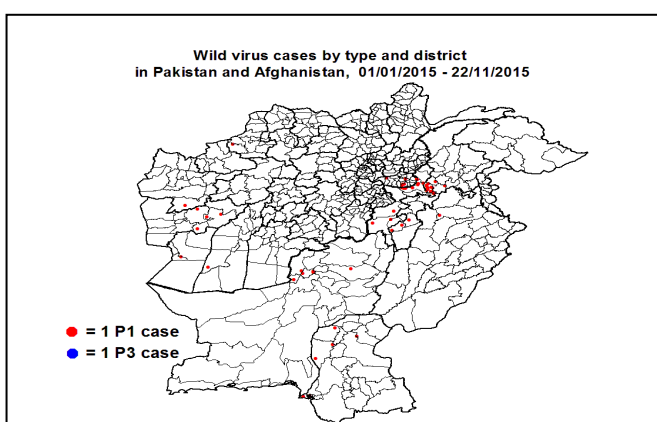
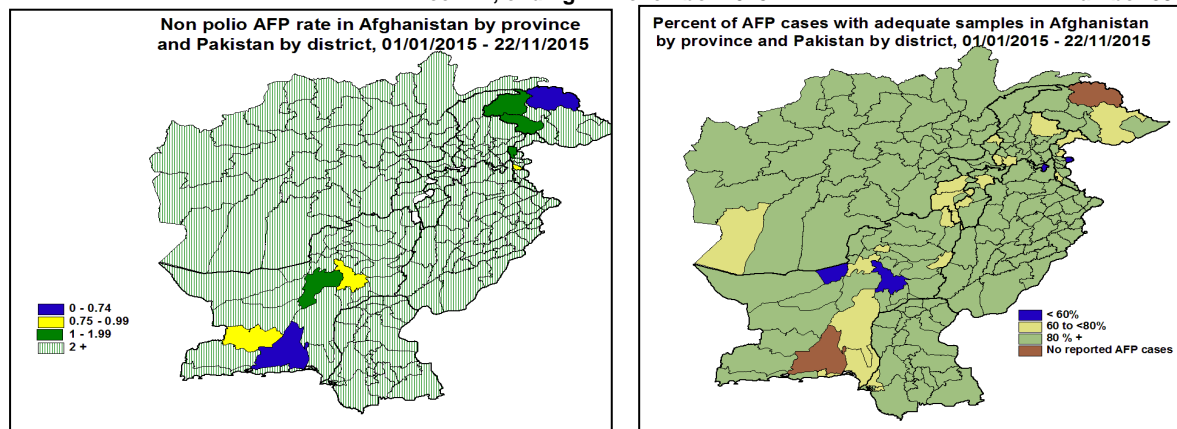
World Health Organization – Regional Office for Eastern Mediterranean

AFP SURVEILLANCE

23-Nov-15

Week 47, ending 22 November 2015

Number 894



Wild Polio cases by district and date of onset of paralysis, Afghanistan 2015

PROVINCE	DISTRICT	Count	First case	Last case
NANGARHAR	LALPUR	1	27/10/2015	27/10/2015
	MUHMAND DARA	1	14/10/2015	14/10/2015
	SHERZAD	1	06/09/2015	06/09/2015
	BATIKOT	1	04/09/2015	04/09/2015
FARYAB	ACHIN	4	17/07/2015	01/09/2015
	QAYSAR	1	22/10/2015	22/10/2015
NIMROZ	ZARANJ	1	07/08/2015	07/08/2015
HIRAT	SHINDAND	1	27/06/2015	27/06/2015
FARAH	BALABULUK	1	07/06/2015	07/06/2015
	GULESTAN	2	23/04/2015	05/05/2015
	BAKWA	1	21/04/2015	21/04/2015
HILMAND	REG	1	21/01/2015	21/01/2015
Grand Total		16	21/01/2015	27/10/2015

Wild Polio cases by district and date of onset of paralysis, Pakistan 2015

PROVINCE	DISTRICT	Count	First case	Last case
SINDH	KHIKAMARI	1	01/11/2015	01/11/2015
	KHIGULBERG	1	14/09/2015	14/09/2015
	DADU	2	10/02/2015	19/02/2015
	SUKKUR	1	13/02/2015	13/02/2015
	KAMBAR	1	04/01/2015	04/01/2015
FATA	FR PESHAWAR	2	14/09/2015	22/10/2015
	KHYBER	8	05/01/2015	21/10/2015
	WAZIR-S	2	07/01/2015	24/05/2015
	WAZIR-N	1	06/05/2015	06/05/2015
KHYBER PAKHTOON	PESHAWAR	10	17/01/2015	16/09/2015
	CHARSADA	1	20/04/2015	20/04/2015
	TANK	2	03/01/2015	25/01/2015
	LAKKIMRWT	1	07/01/2015	07/01/2015
	NOWSHERA	1	05/01/2015	05/01/2015
PUNJAB	CHAKWAL	1	11/09/2015	11/09/2015
BALOCHISTAN	QUETTA	4	20/02/2015	26/08/2015
	LORALAI	1	09/02/2015	09/02/2015
	KABDULAH	1	03/02/2015	03/02/2015
Grand Total		41	03/01/2015	01/11/2015



**Circulating VDPV cases and date of onset of paralysis in EMR countries by districts
2014 - 2015**

Year	COUNTRY	PROVINCE	DISTRICT	cVDPV2		
				Count	First Case	Last Case
2014	PAK	SINDH	KHIGADAP	1	13/12/2014	13/12/2014
			FATA	KHYBER	3	27/05/2014
		FR BANNU		8	24/01/2014	27/05/2014
		WAZIR-N		7	03/01/2014	12/04/2014
		KHYBER PAKHTOON	PESHAWAR	1	01/08/2014	01/08/2014
			LAKKIMRWT	1	08/05/2014	08/05/2014
			BANNU	1	03/05/2014	03/05/2014
		PAK Total				22
2014 Total				22	03/01/2014	13/12/2014
2015	PAK	FATA	KHYBER	1	09/02/2015	09/02/2015
			KHYBER PAKHTOON	HANGU	1	05/02/2015
		PAK Total				2
2015 Total				2	05/02/2015	09/02/2015

In 2014, 1 AFP case in Pakistan was identified as VDPV by contact
In 2014, 1 AFP case in Pakistan from Khyber district, FATA province with date of onset 27/05/2014 was identified as WPV1 & cVDPV2.
The case is classified as wild and reflected in page-2- table (3), pages 6 & 7 of the polio fax. Accordingly final number of cVDPV cases in Pakistan for 2014 is (22)