



AFP SURVEILLANCE

28-Dec-15

Week 52, ending 27 December 2015

Number 899

Table 1: Acute Flaccid Paralysis (AFP) cases by week of onset

Country	Reported AFP cases by week of onset - Week (52/15) / Ending on : 27/12/15														
	Total AFP 2013	Total AFP 2014	Total AFP to date, 2015	W 41 11 Oct 15	W 42 18 Oct 15	W 43 25 Oct 15	W 44 01 Nov 15	W 45 08 Nov 15	W 46 15 Nov 15	W 47 22 Nov 15	W 48 29 Nov 15	W 49 06 Dec 15	W50 13 Dec 15	W51 20 Dec 15	W52 27 Dec 15
Afghanistan	1897	2421	2651	34	58	53	57	48	42	55	51	47	48	31	1
Bahrain	12	16	15	1	0	1	0	2	0	0	1	0	0	0	0
Djibouti	7	3	3	0	0	0	0	0	0	0	0	0	0	0	0
Egypt	1007	1000	1013	15	21	25	15	19	14	13	15	24	22	24	6
Iran	708	753	752	20	9	14	13	17	10	11	18	15	14	18	1
Iraq	444	590	488	10	7	11	12	11	8	13	16	14	10	2	
Jordan ****	35	62	86	3	1	2	2	1	1	4	2	1	2	3	
Kuwait	39	32	31	0	0	0	1	1	0	2	1	0	1	1	1
Lebanon ****	33	50	111	3	2	0	5	3	3	4	3	2	2	2	
Libya	58	43	54	1	0	1	0	2	1	1	2	0	1	0	
Morocco	106	103	72	1	0	0	3	1	0	0	2	3	0	0	
Oman	20	34	32	0	1	0	0	0	0	0	0	1	1	0	
Pakistan	4790	5369	5336	111	127	88	109	120	109	94	83	85	45	10	0
Palestine ****	38	21	36	2	0	1	3	2	1	0	0	2	0	1	0
Qatar	8	7	11	1	0	0	0	0	1	0	0	0			
Saudi Arabia	220	227	242	10	3	6	8	5	2	6	4	6	8	2	0
Somalia	546	420	272	3	6	0	3	8	4	2	1	5	1	1	
Sudan	410	442	414	10	9	12	6	5	8	7	7	6	6	8	0
Syria ****	180	306	223	1	4	7	4	1	5	4	3	3	4	0	
Tunisia	43	44	54	1	0	1	2	1	3	1	1	0	0	0	
U.A.E	31	25	30	0	1	0	1	1	1	0	1	0	1	0	0
Yemen	614	578	501	14	17	16	14	24	15	19	15	20	16	8	0
Total EMR	11540	12546	12427	241	266	238	258	272	228	236	226	234	182	111	9

□ No data = No report received

Totals of the year 2013 include South Sudan that has now moved to the African Region starting October 2013

Table 2: Confirmed polio cases by month of onset

Country	Total year 2013	Total year 2014	27/12		Confirmed polio cases by month of onset											
			2014	2015	January 2015	February 2015	March 2015	April 2015	May 2015	June 2015	July 2015	August 2015	September 2015	October 2015	November 2015	December 2015
Afghanistan	14	28	28	19	1	0	0	2	1	2	1	3	3	4	2	
Bahrain	0	0	0	0	0	0	0	0	0	0	0	0	0	0	0	
Djibouti	0	0	0	0	0	0	0	0	0	0	0	0	0	0	0	
Egypt	0	0	0	0	0	0	0	0	0	0	0	0	0	0	0	
Iran	0	0	0	0	0	0	0	0	0	0	0	0	0	0	0	
Iraq	0	2	2	0	0	0	0	0	0	0	0	0	0	0	0	
Jordan ****	0	0	0	0	0	0	0	0	0	0	0	0	0	0	0	
Kuwait	0	0	0	0	0	0	0	0	0	0	0	0	0	0	0	
Lebanon ****	0	0	0	0	0	0	0	0	0	0	0	0	0	0	0	
Libya	0	0	0	0	0	0	0	0	0	0	0	0	0	0	0	
Morocco	0	0	0	0	0	0	0	0	0	0	0	0	0	0	0	
Oman	0	0	0	0	0	0	0	0	0	0	0	0	0	0	0	
Pakistan	93	306	306	51	10	10	2	1	2	4	5	4	4	9		
Palestine ****	0	0	0	0	0	0	0	0	0	0	0	0	0	0	0	
Qatar	0	0	0	0	0	0	0	0	0	0	0	0	0	0	0	
Saudi Arabia	0	0	0	0	0	0	0	0	0	0	0	0	0	0	0	
Somalia	194	5	5	0	0	0	0	0	0	0	0	0	0	0	0	
Sudan	0	0	0	0	0	0	0	0	0	0	0	0	0	0	0	
Syria ****	35	1	1	0	0	0	0	0	0	0	0	0	0	0	0	
Tunisia	0	0	0	0	0	0	0	0	0	0	0	0	0	0	0	
U.A.E	0	0	0	0	0	0	0	0	0	0	0	0	0	0	0	
Yemen	0	0	0	0	0	0	0	0	0	0	0	0	0	0	0	
Total EMR	336	342	342	70	11	10	2	3	3	6	1	8	7	8	11	0

**** UNRWA cases are included with those of country of residence



Table 3: Investigation of AFP cases with paralysis onset in 2014 & 2015 up to Week (52/15) / Ending on : 27/12/2015)

COUNTRY	2014												2015												Latest line List Date		
	AFP										Specimen	Wild cases ****		AFP										Specimen		Wild cases ****	
	Total AFP cases onset 2014	Case classification					Non polio AFP rate **	AFP cases pending classification > 90 days from onset of paralysis	AFP cases pending classification and lab > 90 days from onset of paralysis	% with *** adequate specimens	Wild P1 Poliovirus	Wild P3 Poliovirus	Total AFP cases onset 2015	Case classification					Annualized Non polio AFP rate **	AFP cases pending classification > 90 days from onset of paralysis	AFP cases pending classification and lab > 90 days from onset of paralysis	% with *** adequate specimens	Wild P1 Poliovirus	Wild P3 Poliovirus			
		Total Confirmed Polio Cases *	Polio Compatible	Pending Classification	Discarded (non polio AFP)	VDPV								Total Confirmed Polio Cases *	Polio Compatible	Pending Classification	Discarded (non polio AFP)	VDPV									
Afghanistan	2421	28	6	0	2387	0	12.7	0	0	92.4	28	0	2651	19	3	161	2468	0	13.5	6	0	93.4	19	0	28/12/2015		
Bahrain	16	0	0	0	16	0	5.9	0	0	100.0	0	0	15	0	0	5	10	0	5.6	0	0	93.3	0	0	27/12/2015		
Djibouti	3	0	1	0	2	0	1.0	0	0	66.7	0	0	3	0	0	3	0	0	1.0	3	2	66.7	0	0	20/12/2015		
Egypt	1000	0	0	0	999	1	2.9	0	0	93.4	0	0	1013	0	0	96	917	0	2.9	1	0	91.7	0	0	24/12/2015		
Iran	753	0	0	0	751	2	4.2	0	0	96.0	0	0	752	0	0	38	713	1	4.2	0	0	97.1	0	0	27/12/2015		
Iraq	590	2	1	0	587	0	4.0	0	0	88.6	2	0	488	0	0	57	430	2	3.4	11	0	83.0	0	0	25/12/2015		
Jordan	62	0	0	0	62	0	2.5	0	0	96.8	0	0	86	0	0	21	65	0	3.1	0	0	91.9	0	0	23/12/2015		
Kuwait	32	0	0	0	32	0	3.8	0	0	93.8	0	0	31	0	0	3	28	0	3.5	0	0	96.8	0	0	27/12/2015		
Lebanon	50	0	0	0	50	0	2.6	0	0	70.0	0	0	111	0	0	21	90	0	5.1	5	0	81.1	0	0	24/12/2015		
Libya	43	0	0	0	43	0	2.1	0	0	95.3	0	0	54	0	0	9	45	0	2.6	4	4	92.6	0	0	26/12/2015		
Morocco	103	0	0	0	103	0	1.0	0	0	70.9	0	0	72	0	0	24	48	0	0.7	16	1	55.6	0	0	21/12/2015		
Oman	34	0	0	0	34	0	4.3	0	0	97.1	0	0	32	0	0	1	31	0	3.7	0	0	93.8	0	0	21/12/2015		
Pakistan	5369	306	45	0	4992	27	6.5	0	0	87.9	306	0	5336	51	2	333	4946	4	6.9	124	10	88.3	51	0	27/12/2015		
Palestine	21	0	0	0	21	0	1.2	0	0	90.5	0	0	36	0	0	11	25	0	2.1	0	0	91.7	0	0	27/12/2015		
Qatar	7	0	0	0	7	0	2.3	0	0	100.0	0	0	11	0	0	2	9	0	3.7	0	0	72.7	0	0	10/12/2015		
Saudi Arabia	227	0	0	0	227	0	2.5	0	0	97.8	0	0	242	0	0	59	183	0	2.6	0	0	97.9	0	0	27/12/2015		
Somalia	420	5	4	0	411	0	7.4	0	0	96.7	5	0	272	0	1	9	262	0	4.8	3	0	96.3	0	0	26/12/2015		
Sudan	442	0	0	0	442	0	2.7	0	0	97.3	0	0	414	0	0	18	396	0	2.5	0	0	97.3	0	0	27/12/2015		
Syria	306	1	2	0	303	0	4.0	0	0	84.3	1	0	223	0	0	22	201	0	2.9	0	0	90.6	0	0	25/12/2015		
Tunisia	44	0	0	0	44	0	1.7	0	0	81.8	0	0	54	0	0	2	52	0	2.1	0	0	87.0	0	0	23/12/2015		
U.A.E	25	0	0	0	25	0	2.4	0	0	92.0	0	0	30	0	0	1	29	0	2.9	0	0	90.0	0	0	27/12/2015		
Yemen	578	0	0	0	578	0	4.8	0	0	95.0	0	0	501	0	0	253	248	0	3.9	64	47	91.2	0	0	27/12/2015		
EMR	12546	342	59	0	12116	30	5.1	0	0	90.7	342	0	12427	70	6	1149	11196	7	5.1	237	64	90.7	70	0			
2013	11246	336	55	1	10799	56	4.6	1	0	90.0	336	0															

* Confirmed polio cases refer to wild isolation from AFP cases or from contacts of negative index AFP cases

** Non-polio AFP per 100,000 children <15 years

Totals of the year 2013 include South Sudan that has now moved to the African Region starting October 2013

*** Adequate here refers to two stool specimens collected at least 24 hours apart, within 14 days of paralysis onset

**** AFP cases co infected with P1 and P3 are counted separately as wild isolates



World Health Organization – Regional Office for Eastern Mediterranean

AFP SURVEILLANCE

Week 52, ending 27 December 2015

28-Dec-15

Number 899

Table 4: Investigation of contacts of AFP cases with paralysis onset in 2015 up to Week (52/15) / Ending on : (27/12/2015)

Country	No. of AFP cases	No. of eligible AFP cases for contact sampling*	% of eligible AFP cases with contact samplings	% of eligible AFP cases with 3+ contacts	Total number of Contacts**	% of contacts under 5 years	% of contacts with specimens collected within 7 days of notification of index	% Contact specimens in lab within 3 days of collection	% Contact specimens positive for NPEV	% Contact specimens positive for Sabin like virus	No. of contacts positive for wild virus	% of wild polio virus isolation from contacts	No. of Contacts positive for VDPVs	No. of -ve index AFP cases identified positive by contact	No. of district identified infected from contacts
Afghanistan	2651	174	76.4	75.9	1011	96.3	65.3	20.9	27.6	5.5	3	0.3		2	2
Bahrain	15	1	0.0	0.0	0						0			0	0
Djibouti	3	1	0.0	0.0	0						0			0	0
Egypt	1013	99	71.7	70.7	373	81.5	60.6	97.5	16.3	3.0	0	0.0		0	0
Iran	752	22	95.5	86.4	128	39.8	34.4	78.9	0.0	1.6	0	0.0		0	0
Iraq	488	83	67.5	50.6	550	63.6	16.5	84.9	13.7	4.1	0	0.0	2	0	0
Jordan	86	7	14.3	0.0	15	73.3	93.3	93.3	0.0	0.0	0	0.0		0	0
Kuwait	31	1	100.0	0.0	52	61.5	73.1	100.0	2.0	4.0	0	0.0		0	0
Lebanon	111	21	14.3	9.5	89	30.3	70.8	1.1	7.9	3.4	0	0.0		0	0
Libya	54	4	0.0	0.0	0						0			0	0
Morocco	72	32	46.9	40.6	58	32.8	37.9	63.5	3.8	0.0	0	0.0		0	0
Oman	32	2	50.0	50.0	103	77.7	23.3	90.3	23.3	3.9	0	0.0		0	0
Pakistan	5336	622	79.3	75.4	1645	83.4	57.8	66.1	27.3	6.1	2	0.1		2	0
Palestine	36	3	0.0	0.0	0						0			0	0
Qatar	11	3	0.0	0.0	0						0			0	0
Saudi Arabia	242	5	40.0	20.0	7	85.7	0.0				0			0	0
Somalia	272	10	90.0	80.0	795	94.3	93.5	29.9	12.2	5.1	0	0.0		0	0
Sudan	414	11	90.9	90.9	139	79.1	54.0	38.6	8.9	5.0	0	0.0		0	0
Syria	223	21	66.7	38.1	429	27.3	83.2	49.1	4.0	3.5	0	0.0		0	0
Tunisia	54	7	42.9	0.0	14	14.3	50.0	92.9	0.0	0.0	0	0.0		0	0
U.A.E.	30	3	66.7	0.0	3	66.7	0.0	0.0	0.0	0.0	0	0.0		0	0
Yemen	501	44	75.0	61.4	1162	56.5	83.0	2.1	14.1	1.7	0	0.0		0	0
Grand Total 2015	12427	1176	73.8	68.2	6573	74.0	65.1	50.4	18.7	4.6	5	0.1	2	4	2
Grand Total 2014	12546	1182	74.8	68.2	7359	77.0	72.2	41.3	17.1	4.3	19	0.3	4	8	2

* Eligible refers to AFP cases with inadequate stool specimens

Totals of the year 2013 include South Sudan that has now moved to the African Region starting October 2013

** Total number of contacts from eligible AFP cases and from other AFP cases as per with country criteria for contact sampling

Last wild contacts in EMRO, 01/01/2015 - 27/12/2015

Year	Country	Count of wild contacts	Date of Most Recent stool collection
2015	Pakistan	2	27/07/2015
	Afghanistan	3	28/05/2015
2015 Total		5	27/07/2015

Number and distribution by district of -ve index AFP cases identified as wild positive by contact in EMR, 2015

Year	COUNTRY	PROVINCE	DISTRICT	Count	First case	Last case
2015	AFG	FARAH	GULESTAN	1	23/04/2015	23/04/2015
			BAKWA	1	21/04/2015	21/04/2015
	AFG Total			2	21/04/2015	23/04/2015
	PAK	KHYBER PAKHTOON	PESHAWAR	1	08/06/2015	08/06/2015
			TANK	1	25/01/2015	25/01/2015
	PAK Total			2	25/01/2015	08/06/2015
2015 Total				4	25/01/2015	08/06/2015



Table 5: Laboratory investigation of AFP cases with paralysis onset in 2015 up to Week (52/15) / Ending on : (27/12/2015)

Country	Polio laboratories Sequencing performed by CDC and RIVM laboratories	AFP cases with specimens	Preliminary virus isolation results of AFP cases						Poliovirus intratypic differentiation results #										Indicators				Latest report Date				
			Referred for ITD		NPEV only	Negative	Pending		Type 1			Type 2			Type 3			Discordant pending sequence	NPEV by PCR	Non-EV	Pending ITD	% specimens positive for NPEV*		% AFP cases with culture results within 14 days	% AFP cases with ITD results within 7 days	% AFP cases with ITD results within 45 days of onset**	
			L20B+	L20B+/NPEV			received < / = 14 days	received > 14 days ago	Wild	Sabin	VPV	Wild	Sabin	VPV	Wild	Sabin	VPV										
Afghanistan	RRL Pakistan	2585	194	22	538	1767	64		17	107			46			116	1	2		1	20%	90%	97%	98%	26/12/2015		
Bahrain	PNL Oman	15			1	14															6%	100%		73%	28/12/2015		
Djibouti	NPL Kenya	3						3																	06/12/2015		
Egypt***	RRL Egypt	977	38	8	161	703	34	33		18			11			12			10	9	15%	98%	100%	99%	27/12/2015		
Iran	NPL Iran	698	15		7	670		6		6			4	1		5					1%	99%	100%	99%	24/12/2015		
Iraq	RRL Egypt	489	21		59	378	19	12		8			6	1*		12			1		13%	100%	100%	71%	24/12/2015		
Jordan	RRL Tunisia	90			4	82	4														6%	100%			27/12/2015		
Kuwait	RRL Kuwait	34	1		1	28	3	1												1	3%	97%		100%	28/12/2015		
Lebanon	RRL Egypt	111	1		3	103	4			1						1				1	7%	99%	100%	89%	27/12/2015		
Libya	RRL Tunisia	52			1	48		3													2%	96%		90%	03/12/2015		
Morocco	RRL Tunisia	57			5	50	2														7%	89%		85%	23/12/2015		
Oman	NPL Oman	35	1		5	26	3												1		19%	100%	100%	100%	28/12/2015		
Pakistan	RRL Pakistan	5365	346	50	1195	3599	171	4	49	150			91	4		173			11		21%	97%	99%	97%	26/12/2015		
Palestine & UNRWA		36			1	32	1	1													3%	3%		100%	27/12/2015		
Qatar	NPL Oman	11			1	10															9%	100%		100%	28/12/2015		
Saudi Arabia	NPL Oman	243	5		8	215		12		3			3			5			3		3%	100%	100%	71%	06/12/2015		
Somalia	NPL Kenya	271	11	8	39	205	1	7		13			10			15					18%	16%		96%	26/12/2015		
Sudan	RRL Egypt	412	5		38	346	16	7		3			2			3			1	1	10%	99%	100%	100%	27/12/2015		
Syria	RRL Egypt	232	10		15	200	5	2		3			4			8					5%	100%	100%	50%	26/12/2015		
Tunisia	RRL Tunisia	50			1	48		1													1%	98%		98%	03/12/2015		
U.A.E	NPL Oman	29	1		2	26				1											3%	100%	100%	83%	28/12/2015		
Yemen	RRL Egypt	472	8	1	39	184	21	219		5			5			1					16%	52%	100%	44%	27/12/2015		
Total EMR 2015		12267	657	89	2124	8734	348	311	66	318			182	6		351			8	28	10	2	16%	93%	98%	96%	
Total EMR 2014		12291	954	93	2203	9039			334	339	1		169	26		344			3	18	3		16%	94%	95%	97%	

* Specimens from all sources including non-AFP cases, excluding environmental samples

** This indicator reflects surveillance and laboratory activities

*** Advance notification of a new VDPV2 in Iraq from Wassit province, Al-Hai district, with date of onset 1/10/2015 was reported by VACSERA**



Environmental surveillance initiated in **Egypt** in September 2000 showed the following:

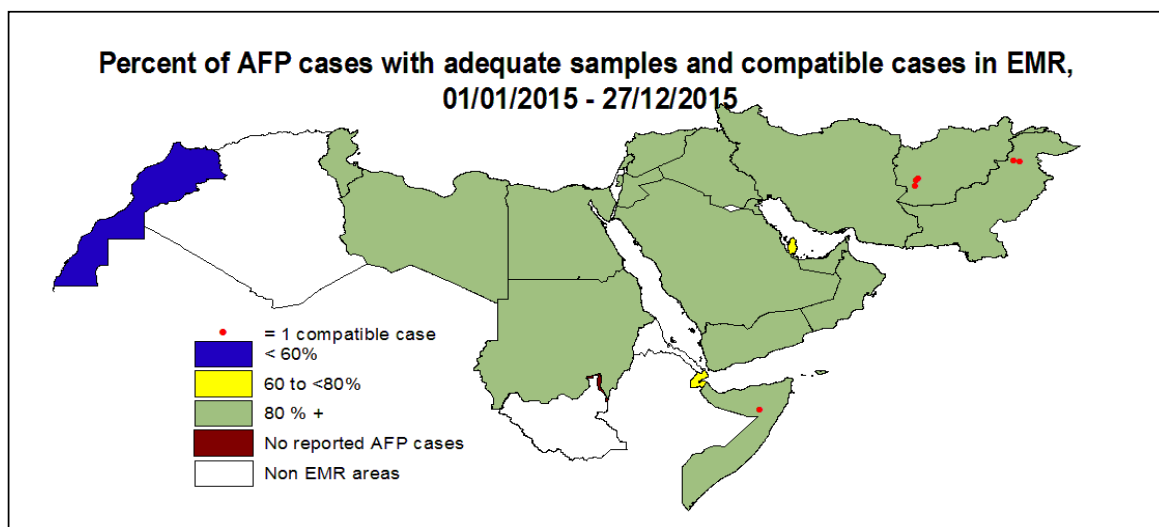

Result	2010	2011	2012	2013	2014	2015
Negative	183	178	196	304	410	382
Pending						28
Wild			2			
VDPVP2			7	3	2	3
VDPVP1			1		1	
Total	183	178	206	307	413	413

YEAR	Province	Site	Count	First date	Last Date		
2014	VDPVP2	GIZA	AL HARAM	1	30/09/2014	30/09/2014	
			AL WASLA	1	04/03/2014	04/03/2014	
	VDPVP2 Total			2	04/03/2014	30/09/2014	
	VDPVP1	QALUBIA	BENHA	1	20/04/2014	20/04/2014	
VDPVP1 Total			1	20/04/2014	20/04/2014		
2015	VDPVP2	CAIRO	EL SAFF	1	16/06/2015	16/06/2015	
			GIZA	AL WASLA	1	04/02/2015	04/02/2015
			HURGADA	RED SEA	1	26/05/2015	26/05/2015
	VDPVP2 Total			3	04/02/2015	16/06/2015	

Environmental surveillance initiated in **Pakistan** in 2009 and **Afghanistan** in 2014 showed the following:

COUNTRY1	Status	2009	2010	2011	2012	2013	2014	2015
AFG	Negative						9	78
	Pending							4
	Wild						17	17
AFG Total							9	95
PAK	Negative	27	77	68	150	256	236	323
	Pending							1
	Wild	18	79	136	89	64	125	74
	Wild & VDPV2						2	6
VDPV2							4	8
PAK Total		45	156	204	239	322	372	434

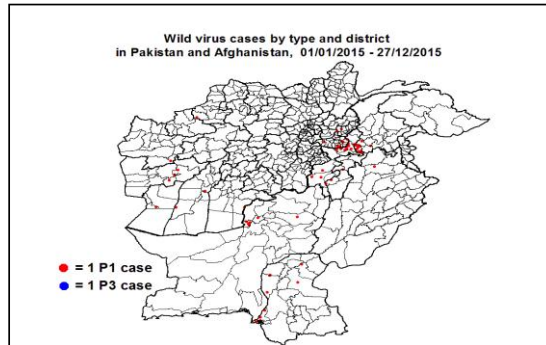
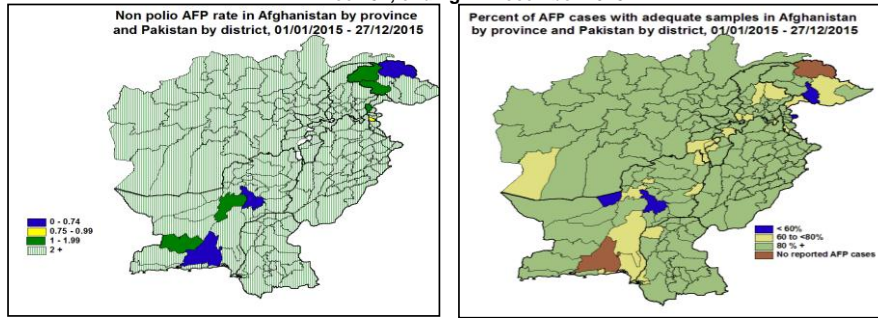
Year	COUNTR	Status	SITEDIST	SITENAME	Count	Wild	First date	Last date	
2015	AFG	Wild	JALALABAD	SANGI QALA	1		23/11/2015	23/11/2015	
				RADOR BRIDGE	2		22/02/2015	21/09/2015	
				HADA FARM	1		25/10/2015	25/10/2015	
				MANDACOOOL	1		25/10/2015	25/10/2015	
				BOLAN BRIDGE	3		25/01/2015	25/10/2015	
				RADIO MAHALLIE	3		22/02/2015	20/09/2015	
				ZARAT BAGH	2		24/01/2015	19/09/2015	
				BARAN SARAI	1		19/09/2015	19/09/2015	
	AFG Total					17		04/01/2015	23/11/2015
		PAK	Wild	KHI.GADAP TOWN	BALDIA COMPOSITE	2		06/01/2015	04/02/2015
					SOHRAB GOTH	4		17/08/2015	18/11/2015
					MACHAR COLONY	6		11/05/2015	12/11/2015
					KHAMISO GOTH	3		20/01/2015	17/11/2015
					LARA MA	3		03/01/2015	24/08/2015
					SHAHEEN TOWN	7		10/01/2015	11/11/2015
					CHAKORA NULLA	2		13/01/2015	05/05/2015
					RASHID MINHAS RD LAY	3		02/03/2015	10/11/2015
SADDAR PUMPING STATION	5					08/01/2015	04/11/2015		
JAM-E-SALFIA	2					12/01/2015	12/10/2015		
JATAK KILLI & TAKHTHANI BY PASS	6					28/01/2015	28/10/2015		
SUR PUL	4					20/01/2015	20/09/2015		
MULTAN ROAD STATION	2					19/02/2015	19/06/2015		
OUTFALL STATION-F	1					12/10/2015	12/10/2015		
OUTFALL STATION-G	1					12/01/2015	12/01/2015		
SAFDAR ABAD	1					10/10/2015	10/10/2015		
DHOKE DALLAL	3		10/03/2015	10/10/2015					
MAKKA PUMPING STATION	2		06/01/2015	04/02/2015					
MIANI PUMPING STATION	4		05/02/2015	11/09/2015					
ALI TOWN	1		18/08/2015	18/08/2015					
KOTLA ABDUL FATAH	2		28/07/2015	31/08/2015					
SURAJ MIANI	1		08/04/2015	08/04/2015					
SABZI MANDI	2		12/01/2015	17/08/2015					
MODC DRAIN	2		04/03/2015	04/08/2015					
ZAFAR ABAD DRAIN	1		05/05/2015	05/05/2015					
ARMY KAZIBA	2		01/03/2015	01/06/2015					
HADI PACKET	1		15/01/2015	15/01/2015					
TULSIDAS PUMPING STATION	1		03/02/2015	03/02/2015					
Wild & VDPV2	QUETTA	JAM-E-SALFIA	1		12/09/2015	12/09/2015			
		JATAK KILLI & TAKHTHANI BY PASS	1		28/03/2015	28/03/2015			
		LARA MA	1		26/02/2015	26/02/2015			
		SOHRAB GOTH	1		22/01/2015	22/01/2015			
VDPV2	KHI.GADAP TOWN	RASHID MINHAS RD LAY	2		08/06/2015	07/07/2015			
		OUTFALL STATION-G	1		13/04/2015	13/04/2015			
		SOHRAB GOTH	2		23/02/2015	18/03/2015			
PAK Total				86		03/01/2015	18/11/2015		
Grand Total					103		03/01/2015	23/11/2015	



Wild polio cases by country and date of onset of paralysis in EMR, 2014-2015

Year	COUNTRY	Count	First Case	Last Case
2014	PAK	306	03/01/2014	26/12/2014
	AFG	28	14/01/2014	04/12/2014
	SOM	5	11/05/2014	11/08/2014
	IRQ	2	10/02/2014	07/04/2014
	SYR	1	21/01/2014	21/01/2014
2014 Total		342	03/01/2014	26/12/2014
2015	PAK	51	03/01/2015	21/11/2015
	AFG	19	21/01/2015	19/11/2015
2015 Total		70	03/01/2015	21/11/2015

Last reported wild Polio P3 from Pakistan with date of onset 18/04/2012



Wild Polio cases by district and date of onset of paralysis, Afghanistan 2015

PROVINCE	DISTRICT	Count	First case	Last case
KUNAR	CHAPADARA	1	19/11/2015	19/11/2015
	DARA-E-PECH	1	03/11/2015	03/11/2015
NANGARHAR	LALPUR	1	27/10/2015	27/10/2015
	MUHMAND DARA	1	14/10/2015	14/10/2015
	SHERZAD	1	06/09/2015	06/09/2015
	BATIKOT	1	04/09/2015	04/09/2015
FARYAB	ACHIN	4	17/07/2015	01/09/2015
	QAYSAR	1	22/10/2015	22/10/2015
HILMAND	NAHR-E-SARAJ	1	20/10/2015	20/10/2015
	REG	1	21/01/2015	21/01/2015
NIMROZ	ZARANJ	1	07/08/2015	07/08/2015
HIRAT	SHINDAND	1	27/06/2015	27/06/2015
FARAH	BALABULUK	1	07/06/2015	07/06/2015
	GULESTAN	2	23/04/2015	05/05/2015
	BAKWA	1	21/04/2015	21/04/2015
Grand Total		19	21/01/2015	19/11/2015

Wild Polio cases by district and date of onset of paralysis, Pakistan 2015

PROVINCE	DISTRICT	Count	First case	Last case
SINDH	KHIBALDIA	2	11/11/2015	21/11/2015
	KHIGIQBAL	1	18/11/2015	18/11/2015
	KHAIRPUR	1	02/11/2015	02/11/2015
	KHIGADAP	2	10/10/2015	02/11/2015
	KHIKAMARI	1	01/11/2015	01/11/2015
	KHIGULBERG	1	14/09/2015	14/09/2015
	DADU	2	10/02/2015	19/02/2015
	SUKKUR	1	13/02/2015	13/02/2015
	KAMBAR	1	04/01/2015	04/01/2015
BALOCHISTAN	QUETTA	5	20/02/2015	20/11/2015
	LORALAI	1	09/02/2015	09/02/2015
	KABDULAH	1	03/02/2015	03/02/2015
FATA	KHYBER	11	05/01/2015	14/11/2015
	FR PESHAWAR	2	14/09/2015	22/10/2015
	WAZIR-S	2	07/01/2015	24/05/2015
	WAZIR-N	1	06/05/2015	06/05/2015
KHYBER PAKHTOON	PESHAWAR	10	17/01/2015	16/09/2015
	CHARSADA	1	20/04/2015	20/04/2015
	TANK	2	03/01/2015	25/01/2015
	LAKKIMRWT	1	07/01/2015	07/01/2015
	NOWSHERA	1	05/01/2015	05/01/2015
PUNJAB	CHAKWAL	1	11/09/2015	11/09/2015
Grand Total		51	03/01/2015	21/11/2015



**Circulating VDPV cases and date of onset of paralysis in EMR countries by districts
2014 - 2015**

Year	COUNTRY	PROVINCE	DISTRICT	cVDPV2		
				Count	First Case	Last Case
2014	PAK	SINDH	KHIGADAP	1	13/12/2014	13/12/2014
			FATA	KHYBER	3	27/05/2014
		FR BANNU		8	24/01/2014	27/05/2014
		WAZIR-N		7	03/01/2014	12/04/2014
		KHYBER PAKHTOON	PESHAWAR	1	01/08/2014	01/08/2014
			LAKKIMRWT	1	08/05/2014	08/05/2014
			BANNU	1	03/05/2014	03/05/2014
		PAK Total				22
2014 Total				22	03/01/2014	13/12/2014
2015	PAK	FATA	KHYBER	1	09/02/2015	09/02/2015
			KHYBER PAKHTOON	HANGU	1	05/02/2015
		PAK Total				2
2015 Total				2	05/02/2015	09/02/2015

In 2014, 1 AFP case in Pakistan was identified as VDPV by contact
 In 2014, 1 AFP case in Pakistan from Khyber district, FATA province with date of onset 27/05/2014 was identified as WPV1 & cVDPV2.
 The case is classified as wild and reflected in page-2- table (3), pages 6 & 7 of the polio fax. Accordingly final number of cVDPV cases in Pakistan for 2014 is (22)