



AFP SURVEILLANCE

18-Jan-16

Week 02, ending 17 January 2016

Number 902

Table 1: Acute Flaccid Paralysis (AFP) cases by week of onset

Country	Reported AFP cases by week of onset - Week (02/16) / Ending on : 17/01/2016														
	Total AFP 2014	Total AFP 2015	Total AFP to date, 2016	W 44 01 Nov 15	W 45 08 Nov 15	W 46 15 Nov 15	W 47 22 Nov 15	W 48 29 Nov 15	W 49 06 Dec 15	W50 13 Dec 15	W51 20 Dec 15	W52 27 Dec 15	W53 03 Jan 16	W01 10 Jan 16	W02 17 Jan 16
Afghanistan	2421	2731	76	57	49	42	55	52	48	51	51	39	47	33	10
Bahrain	16	19	1	0	2	0	0	1	0	0	0	3	1	1	0
Djibouti	3	3	0	0	0	0	0	0	0	0	0	0	0	0	0
Egypt	1000	1046	41	15	19	14	13	15	24	22	25	22	30	20	7
Iran	753	780	13	13	17	9	11	18	16	16	27	14	9	8	
Iraq	590	516	13	13	11	8	13	18	16	12	8	13	7	8	
Jordan ****	62	90	0	2	1	1	4	2	1	2	4	3	0		
Kuwait	32	32	0	1	1	0	2	1	0	1	1	1	1		
Lebanon ****	50	113	3	5	3	3	3	3	2	2	2	2	1	2	1
Libya	43	54	1	0	2	1	1	2	0	1	0	0	1	0	
Morocco	103	72	0	3	1	0	0	2	3	0	0				
Oman	34	38	0	0	0	0	0	0	1	1	0	4	2	0	
Pakistan	5369	5654	27	114	126	119	100	104	118	89	80	65	42	14	0
Palestine ****	21	38	0	3	2	1	0	0	2	0	1	1	1	0	0
Qatar	7	11	0	0	0	1	0	0	0	0	0	0	0	0	0
Saudi Arabia	227	250	0	8	5	2	6	4	7	11	4	1	1	0	0
Somalia	420	279	1	3	8	4	2	1	5	1	7	1	0	1	
Sudan	442	436	7	6	5	8	7	7	6	6	14	10	10	3	0
Syria ****	306	235	5	4	1	5	4	3	5	5	2	6	3	3	
Tunisia	44	62	0	2	1	3	1	1	1	2	2	2	1	0	
U.A.E	25	31	3	1	1	1	0	1	0	1	0	1	1	2	0
Yemen	578	530	5	15	24	14	19	15	21	17	14	15	10	1	
Total EMR	12546	13020	196	265	279	236	241	250	276	240	242	203	168	96	18

□ No data = No report received

Table 2: Confirmed polio cases by month of onset

Country	Total year 2014	Total year 2015	17/01		Confirmed polio cases by month of onset											
			2015	2016	February 2015	March 2015	April 2015	May 2015	June 2015	July 2015	August 2015	September 2015	October 2015	November 2015	December 2015	January 2016
Afghanistan	28	19	0	0	0	0	2	1	2	1	3	3	4	2		
Bahrain	0	0	0	0	0	0	0	0	0	0	0	0	0	0		
Djibouti	0	0	0	0	0	0	0	0	0	0	0	0	0	0	0	
Egypt	0	0	0	0	0	0	0	0	0	0	0	0	0	0		
Iran	0	0	0	0	0	0	0	0	0	0	0	0	0	0		
Iraq	2	0	0	0	0	0	0	0	0	0	0	0	0	0		
Jordan ****	0	0	0	0	0	0	0	0	0	0	0	0	0	0		
Kuwait	0	0	0	0	0	0	0	0	0	0	0	0	0	0		
Lebanon ****	0	0	0	0	0	0	0	0	0	0	0	0	0	0		
Libya	0	0	0	0	0	0	0	0	0	0	0	0	0	0		
Morocco	0	0	0	0	0	0	0	0	0	0	0	0	0	0		
Oman	0	0	0	0	0	0	0	0	0	0	0	0	0	0		
Pakistan	306	53	7	0	10	2	1	2	4		5	4	4	9	2	
Palestine ****	0	0	0	0	0	0	0	0	0	0	0	0	0	0		
Qatar	0	0	0	0	0	0	0	0	0	0	0	0	0	0	0	
Saudi Arabia	0	0	0	0	0	0	0	0	0	0	0	0	0	0		
Somalia	5	0	0	0	0	0	0	0	0	0	0	0	0	0		
Sudan	0	0	0	0	0	0	0	0	0	0	0	0	0	0		
Syria ****	1	0	0	0	0	0	0	0	0	0	0	0	0	0		
Tunisia	0	0	0	0	0	0	0	0	0	0	0	0	0	0		
U.A.E	0	0	0	0	0	0	0	0	0	0	0	0	0	0		
Yemen	0	0	0	0	0	0	0	0	0	0	0	0	0	0		
Total EMR	342	72	7	0	10	2	3	3	6	1	8	7	8	11	2	0

**** UNRWA cases are included with those of country of residence



Table 3: Investigation of AFP cases with paralysis onset in 2015 & 2016 up to Week (02/16) / Ending on : 17/01/2016)

COUNTRY	2015												2016												Latest line List Date
	AFP									Specimen	Wild cases ****		AFP									Specimen	Wild cases ****		
	Total AFP cases onset 2015	Case classification					Non polio AFP rate **	AFP cases pending classification > 90 days from onset of paralysis	AFP cases pending classification and lab > 90 days from onset of paralysis	% with *** adequate specimens	Wild P1 Poliovirus	Wild P3 Poliovirus	Total AFP cases onset 2016	Case classification					Annualized Non polio AFP rate **	AFP cases pending classification > 90 days from onset of paralysis	AFP cases pending classification and lab > 90 days from onset of paralysis	% with *** adequate specimens	Wild P1 Poliovirus	Wild P3 Poliovirus	
		Total Confirmed Polio Cases *	Polio Compatible	Pending Classification	Discarded (non polio AFP)	VDPV								Total Confirmed Polio Cases *	Polio Compatible	Pending Classification	Discarded (non polio AFP)	VDPV							
Afghanistan	2731	19	3	93	2616	0	13.7	15	0	93.0	19	0	76	0	0	76	0	0	8.3	0	0	96.1	0	0	17/01/2016
Bahrain	19	0	0	7	12	0	7.0	0	0	94.7	0	0	1	0	0	1	0	0	7.9	0	0	100.0	0	0	17/01/2016
Djibouti	3	0	0	3	0	0	1.0	3	2	66.7	0	0	0	0	0	0	0	0	0.0	0	0		0	0	20/12/2015
Egypt	1046	0	0	86	960	0	3.0	0	0	93.9	0	0	41	0	0	41	0	0	2.5	0	0	19.5	0	0	16/01/2016
Iran	780	0	0	4	775	1	4.3	0	0	96.9	0	0	13	0	0	13	0	0	1.5	0	0	100.0	0	0	16/01/2016
Iraq	516	0	0	49	466	2	3.5	8	0	82.6	0	0	13	0	0	13	0	0	1.9	0	0	76.9	0	0	16/01/2016
Jordan	90	0	0	22	68	0	3.2	0	0	92.2	0	0	0	0	0	0	0	0	0.0	0	0		0	0	04/01/2016
Kuwait	32	0	0	3	29	0	3.7	0	0	96.9	0	0	0	0	0	0	0	0	0.0	0	0		0	0	06/01/2016
Lebanon	113	0	0	16	97	0	5.2	5	0	84.1	0	0	3	0	0	3	0	0	3.0	0	0	100.0	0	0	16/01/2016
Libya	54	0	0	5	49	0	2.6	0	0	92.6	0	0	1	0	0	1	0	0	1.0	0	0	100.0	0	0	16/01/2016
Morocco	72	0	0	24	48	0	0.7	17	1	55.6	0	0	0	0	0	0	0	0	0.0	0	0		0	0	21/12/2015
Oman	38	0	0	3	35	0	4.4	0	0	92.1	0	0	0	0	0	0	0	0	0.0	0	0		0	0	11/01/2016
Pakistan	5654	53	2	298	5297	4	7.2	130	12	88.1	53	0	27	0	0	27	0	0	0.7	0	0	92.6	0	0	17/01/2016
Palestine	38	0	0	10	28	0	2.2	0	0	92.1	0	0	0	0	0	0	0	0	0.0	0	0		0	0	17/01/2016
Qatar	11	0	0	1	10	0	3.7	0	0	72.7	0	0	0	0	0	0	0	0	0.0	0	0		0	0	10/01/2016
Saudi Arabia	250	0	0	49	201	0	2.6	2	2	98.0	0	0	0	0	0	0	0	0	0.0	0	0		0	0	17/01/2016
Somalia	279	0	1	15	263	0	4.8	3	0	96.1	0	0	1	0	0	1	0	0	0.4	0	0	100.0	0	0	16/01/2016
Sudan	436	0	0	9	427	0	2.6	1	0	97.2	0	0	7	0	0	7	0	0	0.9	0	0	100.0	0	0	17/01/2016
Syria	235	0	0	9	226	0	3.0	0	0	90.2	0	0	5	0	0	5	0	0	1.4	0	0	100.0	0	0	14/01/2016
Tunisia	62	0	0	10	52	0	2.4	0	0	88.7	0	0	0	0	0	0	0	0	0.0	0	0		0	0	15/01/2016
U.A.E	31	0	0	2	29	0	3.0	0	0	90.3	0	0	3	0	0	3	0	0	6.4	0	0	100.0	0	0	17/01/2016
Yemen	530	0	0	247	283	0	4.1	71	53	91.3	0	0	5	0	0	5	0	0	0.8	0	0	100.0	0	0	16/01/2016
EMR	13020	72	6	965	11971	7	5.3	255	70	90.6	72	0	196	0	0	196	0	0	1.7	0	0	79.1	0	0	
2014	12546	342	59	0	12116	30	4.9	0	0	90.7	342	0													

* Confirmed polio cases refer to wild isolation from AFP cases or from contacts of negative index AFP cases

** Non-polio AFP per 100,000 children <15 years

*** Adequate here refers to two stool specimens collected at least 24 hours apart, within 14 days of paralysis onset

**** AFP cases co infected with P1 and P3 are counted separately as wild isolates



World Health Organization – Regional Office for Eastern Mediterranean

AFP SURVEILLANCE

Week 02, ending 17 January 2016

18-Jan-16

Number 902

Table 4: Investigation of contacts of AFP cases with paralysis onset in 2016 up to Week (02/16) / Ending on : (17/01/2016)

Country	No. of AFP cases	No. of eligible AFP cases for contact sampling*	% of eligible AFP cases with contact samplings	% of eligible AFP cases with 3+ contacts	Total number of Contacts**	% of contacts under 5 years	% of contacts with specimens collected within 7 days of notification of index	% Contact specimens in lab within 3 days of collection	% Contact specimens positive for NPEV	% Contact specimens positive for Sabin like virus	No. of contacts positive for wild virus	% of wild polio virus isolation from contacts	No. of Contacts positive for VDPVs	No. of -ve index AFP cases identified positive by contact	No. of district identified infected from contacts
Afghanistan	76	3	33.3	33.3	5	100.0	100.0				0			0	0
Bahrain	1	0			0						0			0	0
Djibouti											0				0
Egypt	41	33	0.0	0.0	0						0			0	0
Iran	13	0			0						0			0	0
Iraq	13	3	0.0	0.0	0						0			0	0
Jordan											0				0
Kuwait											0				0
Lebanon	3	0			0						0			0	0
Libya	1	0			0						0			0	0
Morocco											0				0
Oman											0				0
Pakistan	27	2	0.0	0.0	0						0			0	0
Palestine											0				0
Qatar											0				0
Saudi Arabia											0				0
Somalia	1	0			3	100.0	100.0				0			0	0
Sudan	7	0			0						0			0	0
Syria	5	0			9	22.2	100.0				0			0	0
Tunisia											0				0
U.A.E.	3	0			0						0			0	0
Yemen	5	0			6	33.3	100.0				0			0	0
Grand Total 2016	196	41	2.4	2.4	23	52.2	100.0				0			0	0
Grand Total 2015	13020	1237	76.6	71.1	7225	73.7	63.4	49.9	18.5	4.9	7	0.1	2	4	2

* Eligible refers to AFP cases with inadequate stool specimens

** Total number of contacts from eligible AFP cases and from other AFP cases as per with country criteria for contact sampling

Last wild contacts in EMRO, 01/01/2015 - 17/01/2016

Year	Country	Data	Date of Most Recent stool collection
2015	Afghanistan	Count of wild contacts: 5	27/11/2015
2015	Pakistan	Count of wild contacts: 2	27/07/2015
2015 Total		Count of wild contacts: 7	27/11/2015

Number and distribution by district of -ve index AFP cases identified as wild positive by contact in EMR, 2015

Year	COUNTRY	PROVINCE	DISTRICT	Count	First case	Last case
2015	AFG	FARAH	GULESTAN	1	23/04/2015	23/04/2015
			BAKWA	1	21/04/2015	21/04/2015
	AFG Total			2	21/04/2015	23/04/2015
	PAK	KHYBER PAKHTOON	PESHAWAR	1	08/06/2015	08/06/2015
			TANK	1	25/01/2015	25/01/2015
	PAK Total			2	25/01/2015	08/06/2015
	2015 Total			4	25/01/2015	08/06/2015



Table 5: Laboratory investigation of AFP cases with paralysis onset in 2016 up to Week (02/16) / Ending on : (17/01/2016)

Country	Polio laboratories Sequencing performed by CDC and RIVM laboratories	AFP cases with specimens	Preliminary virus isolation results of AFP cases						Poliovirus intratypic differentiation results #										Indicators				Latest report Date			
			Referred for ITD		NPEV only	Negative	Pending		Type 1			Type 2			Type 3			Discordant pending sequence	NPEV by PCR	Non-EV	Pending ITD	% specimens positive for NPEV*		% AFP cases with culture results within 14 days	% AFP cases with ITD results within 7 days	% AFP cases with ITD results within 45 days of onset**
			L20B+	L20B+/NPEV			received < / = 14 days	received > 14 days ago	Wild	Sabin	VPV	Wild	Sabin	VPV	Wild	Sabin	VPV									
Afghanistan	RRL Pakistan	43					43																		16/01/2016	
Bahrain	PNL Oman																								11/01/2016	
Djibouti	NPL Kenya																								06/12/2015	
Egypt***	RRL Egypt	33					33																		17/01/2016	
Iran	NPL Iran	17				1	16														0%	100%		100%	16/01/2016	
Iraq	RRL Egypt	13					13																		14/01/2016	
Jordan	RRL Tunisia	2					2																		17/01/2016	
Kuwait	RRL Kuwait	2					2														0%				17/01/2016	
Lebanon	NPL Jordan	1					1																		17/01/2016	
Libya	RRL Tunisia																								15/01/2016	
Morocco	RRL Tunisia	1					1																		15/01/2016	
Oman	NPL Oman																								11/01/2016	
Pakistan	RRL Pakistan	114				1	1	112													29%	100%		100%	16/01/2016	
Palestine & UNRWA																									17/01/2016	
Qatar	NPL Oman																								11/01/2016	
Saudi Arabia	NPL Oman																						100%	100%	16/01/2015	
Somalia	NPL Kenya	1					1																		16/01/2016	
Sudan	RRL Egypt	7					7																		17/01/2016	
Syria	RRL Egypt	5					5																		17/01/2016	
Tunisia	RRL Tunisia	1					1																		15/01/2016	
U.A.E	NPL Oman																								11/01/2016	
Yemen	NPL Kenya	5					5																		16/01/2016	
Total EMR 2016		245				1	2	242													13%	100%		100%		
Total EMR 2015		12944	720	93	2225	9380	194	329	68	346			184	7		398	6	30	10	1	16%	93%		98%	96%	

* Specimens from all sources including non-AFP cases, excluding environmental samples

** This indicator reflects surveillance and laboratory activities



Environmental surveillance initiated in **Egypt** in September 2000 showed the following:

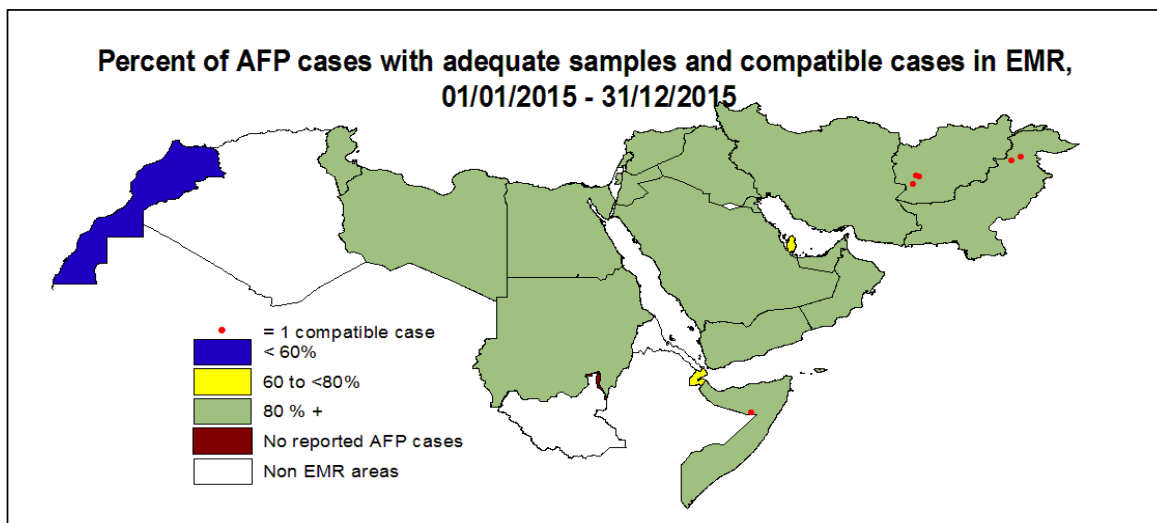

Result	2010	2011	2012	2013	2014	2015	2016
Negative	183	178	196	304	410	384	
Pending						34	22
Wild			2				
VDPVP2			7	3	2	3	
VDPVP1			1		1		
Total	183	178	206	307	413	421	22

YEAR	Province	Site	Count	First date	Last Date	
2015	VDPVP2	CAIRO	EL SAFF	1	16/06/2015	16/06/2015
		GIZA	AL WASLA	1	04/02/2015	04/02/2015
		HURGADA	RED SEA	1	26/05/2015	26/05/2015
	VDPVP2 Total			3	04/02/2015	16/06/2015

Environmental surveillance initiated in **Pakistan** in 2009 and **Afghanistan** in 2014 showed the following:

COUNTRY1	Status	2009	2010	2011	2012	2013	2014	2015	2016
AFG	Negative						9	78	124
	Pending								4
	Wild							17	20
AFG Total							9	95	148
PAK	Negative	27	77	68	150	256	236	346	3
	Pending							1	1
	Wild	18	79	136	89	64	125	79	
	Wild & VDPV2						2	6	5
	VDPV2							4	8
PAK Total		45	156	204	239	322	372	439	23

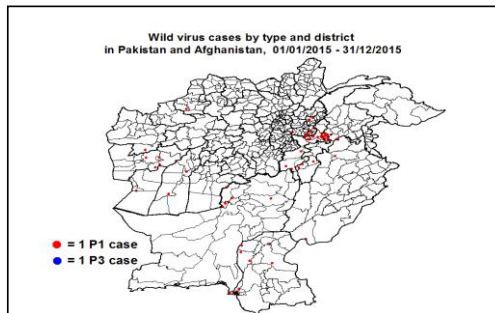
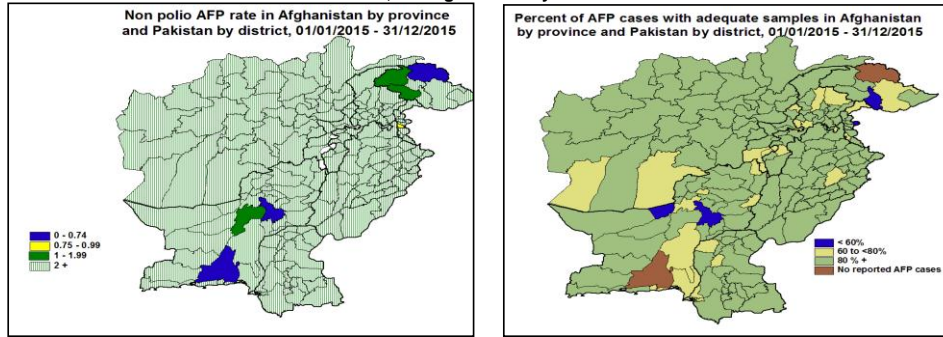
Year	COUNTR	Status	SITEDIST	SITENAME	Count	Wild	First date	Last date			
2015	AFG	Wild	KABUL	KARTI NAW	1		27/12/2015	27/12/2015			
			JALALABAD	SANGI QALA	2		23/11/2015	27/12/2015			
				RADOR BRIDGE	2		22/02/2015	21/09/2015			
			LASHKARGAH	BOLAN BRIDGE	3		25/01/2015	25/10/2015			
				RADIO MAHALLIE	4		22/02/2015	25/11/2015			
			ASADABAD	MANDACOOOL	1		25/10/2015	25/10/2015			
			BEHSUD	HADA FARM	1		25/10/2015	25/10/2015			
			NAHR-E-SARAJ	ZARAT BAGH	2		24/01/2015	19/09/2015			
				BARAN SARAI	1		19/09/2015	19/09/2015			
			KANDAHAR	KHANDAK	2		04/01/2015	26/08/2015			
				RAROBAT	1		26/01/2015	26/01/2015			
			AFG Total					20		04/01/2015	27/12/2015
			2015	PAK	Wild	KHI.GADAP TOWN	BALDIA COMPOSITE	2		06/01/2015	04/02/2015
							SOHRAB GOTH	5		17/08/2015	22/12/2015
	MACHAR COLONY	6					11/05/2015	12/11/2015			
	KHAMISO GOTH	3					20/01/2015	17/11/2015			
KHI.GULSHAN-E-IQBAL TOWN	CHAKORA NULLA	2					13/01/2015	05/05/2015			
	RASHID MINHAS RD LAY	4					02/03/2015	14/12/2015			
RAWALPINDI	SAFDAR ABAD	1					10/10/2015	10/10/2015			
	DHOKE DALLAL	4					10/03/2015	14/12/2015			
PESHAWAR	LARA MA	3					03/01/2015	24/08/2015			
	SHAHEEN TOWN	8					10/01/2015	11/12/2015			
HYDERABAD	TULSIDAS PUMPING STATION	2					03/02/2015	03/12/2015			
JACOBABAD	SADDAR PUMPING STATION	5					08/01/2015	04/11/2015			
QUETTA	JAM-E-SALFIA	2					12/01/2015	12/10/2015			
	JATAK KILLI & TAKHTHANI BY PASS	6					28/01/2015	28/10/2015			
	SUR PUL	4					20/01/2015	20/09/2015			
LAHORE	MULTAN ROAD STATION	2					19/02/2015	19/06/2015			
	OUTFALL STATION-F	1					12/10/2015	12/10/2015			
	OUTFALL STATION-G	1					12/01/2015	12/01/2015			
SUKKUR	MAKKA PUMPING STATION	2					06/01/2015	04/02/2015			
	MIANI PUMPING STATION	4				05/02/2015	11/09/2015				
MULTAN	ALI TOWN	1				18/08/2015	18/08/2015				
	KOTLA ABDUL FATAH	2				28/07/2015	31/08/2015				
	SURAJ MIANI	1				08/04/2015	08/04/2015				
CDA	SABZI MANDI	2		12/01/2015	17/08/2015						
DIKHAN	MODC DRAIN	2		04/03/2015	04/08/2015						
	ZAFAR ABAD DRAIN	1		05/05/2015	05/05/2015						
KABDULLAH	ARMY KAZIBA	2		01/03/2015	01/06/2015						
	HADI PACKET	1		15/01/2015	15/01/2015						
Wild & VDPV2	QUETTA	JAM-E-SALFIA	2		12/09/2015	12/12/2015					
		JATAK KILLI & TAKHTHANI BY PASS	1		28/03/2015	28/03/2015					
	PESHAWAR	LARA MA	1		26/02/2015	26/02/2015					
VDPV2	KHI.GADAP TOWN	SOHRAB GOTH	1		22/01/2015	22/01/2015					
	KHI.GULSHAN-E-IQBAL TOWN	RASHID MINHAS RD LAY	2		08/06/2015	07/07/2015					
	LAHORE	OUTFALL STATION-G	1		13/04/2015	13/04/2015					
	KHI.GADAP TOWN	SOHRAB GOTH	2		23/02/2015	18/03/2015					
PAK Total					92		03/01/2015	22/12/2015			
Grand Total					112		03/01/2015	27/12/2015			



Wild polio cases by country and date of onset of paralysis in EMR, 2015-2016

Year	COUNTRY	Count	First Case	Last Case
2015	PAK	53	03/01/2015	22/12/2015
	AFG	19	21/01/2015	19/11/2015
2015 Total		72	03/01/2015	22/12/2015

Last reported wild Polio P3 from Pakistan with date of onset 18/04/2012



Wild Polio cases by district and date of onset of paralysis, Afghanistan 2015

PROVINCE	DISTRICT	Count	First case	Last case
KUNAR	CHAPADARA	1	19/11/2015	19/11/2015
	DARA-E-PECH	1	03/11/2015	03/11/2015
NANGARHAR	LALPUR	1	27/10/2015	27/10/2015
	MUHMAND DARA	1	14/10/2015	14/10/2015
	SHERZAD	1	06/09/2015	06/09/2015
	BATIKOT	1	04/09/2015	04/09/2015
FARYAB	ACHIN	4	17/07/2015	01/09/2015
	QAYSAR	1	22/10/2015	22/10/2015
HILMAND	NAHR-E-SARAJ	1	20/10/2015	20/10/2015
	REG	1	21/01/2015	21/01/2015
NIMROZ	ZARANJ	1	07/08/2015	07/08/2015
HIRAT	SHINDAND	1	27/06/2015	27/06/2015
FARAH	BALABULUK	1	07/06/2015	07/06/2015
	GULESTAN	2	23/04/2015	05/05/2015
	BAKWA	1	21/04/2015	21/04/2015
Grand Total		19	21/01/2015	19/11/2015

Wild Polio cases by district and date of onset of paralysis, Pakistan 2015

PROVINCE	DISTRICT	Count	First case	Last case
KHYBER PAKHTOON	PESHAWAR	11	17/01/2015	22/12/2015
	CHARSADA	1	20/04/2015	20/04/2015
	TANK	2	03/01/2015	25/01/2015
	LAKKIMRWT	1	07/01/2015	07/01/2015
	NOWSHERA	1	05/01/2015	05/01/2015
PUNJAB	RYKHAN	1	02/12/2015	02/12/2015
	CHAKWAL	1	11/09/2015	11/09/2015
SINDH	KHIBALDIA	2	11/11/2015	21/11/2015
	KHIGIQBAL	1	18/11/2015	18/11/2015
	KHAIRPUR	1	02/11/2015	02/11/2015
	KHIGADAP	2	10/10/2015	02/11/2015
	KHIKAMARI	1	01/11/2015	01/11/2015
	KHIGULBERG	1	14/09/2015	14/09/2015
	DADU	2	10/02/2015	19/02/2015
	SUKKUR	1	13/02/2015	13/02/2015
	KAMBAR	1	04/01/2015	04/01/2015
BALOCHISTAN	QUETTA	5	20/02/2015	20/11/2015
	LORALAI	1	09/02/2015	09/02/2015
	KABDULAH	1	03/02/2015	03/02/2015
FATA	KHYBER	11	05/01/2015	14/11/2015
	FR PESHAWAR	2	14/09/2015	22/10/2015
	WAZIR-S	2	07/01/2015	24/05/2015
	WAZIR-N	1	06/05/2015	06/05/2015
Grand Total		53	03/01/2015	22/12/2015



**Circulating VDPV cases and date of onset of paralysis in EMR countries by districts
2015 - 2016**

Year	COUNTRY	PROVINCE	DISTRICT	cVDPV2		
				Count	First Case	Last Case
2015	PAK	FATA	KHYBER	1	09/02/2015	09/02/2015
		KHYBER PAKHTOON	HANGU	1	05/02/2015	05/02/2015
	PAK Total			2	05/02/2015	09/02/2015
2015 Total				2	05/02/2015	09/02/2015