



AFP SURVEILLANCE

8-Feb-16

Week 05, ending 7 February 2016

Number 905

Table 1: Acute Flaccid Paralysis (AFP) cases by week of onset

Country	Reported AFP cases by week of onset - Week (05/16) / Ending on : 07/02/2016														
	Total AFP 2014	Total AFP 2015	Total AFP to date, 2016	W 47 22 Nov 15	W 48 29 Nov 15	W 49 06 Dec 15	W50 13 Dec 15	W51 20 Dec 15	W52 27 Dec 15	W53 03 Jan 16	W01 10 Jan 16	W02 17 Jan 16	W03 24 Jan 16	W04 31 Jan 16	W05 07 Feb 16
Afghanistan	2421	2737	246	55	52	49	52	53	41	48	55	47	64	35	11
Bahrain	16	19	2	0	1	0	0	0	3	1	1	1	0	0	0
Djibouti	3	3	0	0	0	0	0	0	0	0	0	0	0	0	0
Egypt	1000	1046	98	13	15	24	22	25	22	30	21	22	17	16	8
Iran	753	780	73	11	18	16	16	27	14	11	18	30	9	8	1
Iraq	590	518	53	13	18	17	12	9	13	8	24	16	7		
Jordan ****	62	90	6	4	2	1	2	4	3	2	0	1	3	0	
Kuwait	32	32	1	2	1	0	1	1	1	1	0	1	0	0	0
Lebanon ****	50	113	6	3	3	2	2	2	2	1	2	1	0	2	1
Libya	43	54	3	1	2	0	1	0	0	1	0	0	2	0	
Morocco	103	77	3	0	2	3	0	3	2	0	1	0	2		
Oman	34	39	7	0	0	0	2	0	4	3	0	3	3	1	
Pakistan	5369	5726	337	102	108	123	98	87	83	92	129	89	54	15	1
Palestine ****	21	38	4	0	0	2	0	1	1	2	0	2	1	0	0
Qatar	7	11	0	0	0	0	0	0	0	0	0	0	0	0	0
Saudi Arabia	227	254	6	6	4	7	11	5	1	4	2	3	1	0	0
Somalia	420	281	12	2	1	6	1	8	1	0	4	4	3	1	
Sudan	442	436	26	7	7	6	6	14	10	11	4	7	5	5	0
Syria ****	306	235	18	4	3	5	5	2	6	4	5	4	2	3	1
Tunisia	44	63	5	1	1	2	2	2	2	1	1	3	1	0	
U.A.E	25	31	6	0	1	0	1	0	1	1	2	1	2	0	0
Yemen	578	536	68	20	15	22	18	14	15	19	21	14	18	5	
Total EMR	12546	13119	980	244	254	285	252	257	225	240	290	249	194	91	23

No data = No report received

Table 2: Confirmed polio cases by month of onset

Country	Total year 2014	Total year 2015	07/02		Confirmed polio cases by month of onset											
			2015	2016	March 2015	April 2015	May 2015	June 2015	July 2015	August 2015	September 2015	October 2015	November 2015	December 2015	January 2016	February 2016
Afghanistan	28	20	1	0	0	2	1	2	1	3	3	4	2	1		
Bahrain	0	0	0	0	0	0	0	0	0	0	0	0	0	0		
Djibouti	0	0	0	0	0	0	0	0	0	0	0	0	0	0		
Egypt	0	0	0	0	0	0	0	0	0	0	0	0	0	0		
Iran	0	0	0	0	0	0	0	0	0	0	0	0	0	0		
Iraq	2	0	0	0	0	0	0	0	0	0	0	0	0	0		
Jordan ****	0	0	0	0	0	0	0	0	0	0	0	0	0	0		
Kuwait	0	0	0	0	0	0	0	0	0	0	0	0	0	0		
Lebanon ****	0	0	0	0	0	0	0	0	0	0	0	0	0	0		
Libya	0	0	0	0	0	0	0	0	0	0	0	0	0	0		
Morocco	0	0	0	0	0	0	0	0	0	0	0	0	0	0		
Oman	0	0	0	0	0	0	0	0	0	0	0	0	0	0		
Pakistan	306	54	13	1	2	1	2	4		5	4	4	9	3	1	
Palestine ****	0	0	0	0	0	0	0	0	0	0	0	0	0	0		
Qatar	0	0	0	0	0	0	0	0	0	0	0	0	0	0		
Saudi Arabia	0	0	0	0	0	0	0	0	0	0	0	0	0	0		
Somalia	5	0	0	0	0	0	0	0	0	0	0	0	0	0		
Sudan	0	0	0	0	0	0	0	0	0	0	0	0	0	0		
Syria ****	1	0	0	0	0	0	0	0	0	0	0	0	0	0		
Tunisia	0	0	0	0	0	0	0	0	0	0	0	0	0	0		
U.A.E	0	0	0	0	0	0	0	0	0	0	0	0	0	0		
Yemen	0	0	0	0	0	0	0	0	0	0	0	0	0	0		
Total EMR	342	74	14	1	2	3	3	6	1	8	7	8	11	4	1	0

**** UNRWA cases are included with those of country of residence



Table 3: Investigation of AFP cases with paralysis onset in 2015 & 2016 up to Week (05/16) / Ending on : 07/02/2016)

COUNTRY	2015												2016												Latest line List Date
	AFP									Specimen	Wild cases ****		AFP									Specimen	Wild cases ****		
	Total AFP cases onset 2015	Case classification					Non polio AFP rate **	AFP cases pending classification > 90 days from onset of paralysis	AFP cases pending classification and lab > 90 days from onset of paralysis	% with *** adequate specimens	Wild P1 Poliovirus	Wild P3 Poliovirus	Total AFP cases onset 2016	Case classification					Annualized Non polio AFP rate **	AFP cases pending classification > 90 days from onset of paralysis	AFP cases pending classification and lab > 90 days from onset of paralysis	% with *** adequate specimens	Wild P1 Poliovirus	Wild P3 Poliovirus	
		Total Confirmed Polio Cases *	Polio Compatible	Pending Classification	Discarded (non polio AFP)	VDPV								Total Confirmed Polio Cases *	Polio Compatible	Pending Classification	Discarded (non polio AFP)	VDPV							
Afghanistan	2737	20	3	49	2665	0	13.8	9	0	92.9	20	0	246	0	0	127	119	0	12.0	0	0	97.6	0	0	07/02/2016
Bahrain	19	0	0	4	15	0	7.0	0	0	94.7	0	0	2	0	0	2	0	0	7.1	0	0	100.0	0	0	07/02/2016
Djibouti	3	0	0	3	0	0	1.0	3	2	66.7	0	0	0	0	0	0	0	0	0.0	0	0		0	0	31/01/2016
Egypt	1046	0	0	50	996	0	3.0	2	0	94.2	0	0	98	0	0	86	12	0	2.7	0	0	72.4	0	0	04/02/2016
Iran	780	0	0	0	779	1	4.3	0	0	96.9	0	0	73	0	0	22	51	0	3.8	0	0	98.6	0	0	06/02/2016
Iraq	518	0	0	36	481	2	3.6	12	0	82.2	0	0	53	0	0	41	12	0	3.5	0	0	83.0	0	0	30/01/2016
Jordan	90	0	0	22	68	0	3.2	5	0	93.3	0	0	6	0	0	6	0	0	2.1	0	0	100.0	0	0	03/02/2016
Kuwait	32	0	0	0	32	0	3.7	0	0	96.9	0	0	1	0	0	0	1	0	1.1	0	0	100.0	0	0	07/02/2016
Lebanon	113	0	0	14	99	0	5.2	7	0	84.1	0	0	6	0	0	6	0	0	2.7	0	0	83.3	0	0	06/02/2016
Libya	54	0	0	5	49	0	2.6	0	0	94.4	0	0	3	0	0	3	0	0	1.4	0	0	100.0	0	0	06/02/2016
Morocco	77	0	0	17	60	0	0.7	15	1	58.4	0	0	3	0	0	2	1	0	0.3	0	0	33.3	0	0	29/01/2016
Oman	39	0	0	0	39	0	4.5	0	0	89.7	0	0	7	0	0	7	0	0	7.8	0	0	57.1	0	0	01/02/2016
Pakistan	5726	54	3	193	5472	4	7.3	106	10	87.7	54	0	337	1	0	139	197	0	4.1	0	0	94.4	1	0	07/02/2016
Palestine	38	0	0	5	33	0	2.2	0	0	92.1	0	0	4	0	0	4	0	0	2.0	0	0	100.0	0	0	07/02/2016
Qatar	11	0	0	1	10	0	3.7	0	0	72.7	0	0	0	0	0	0	0	0	0.0	0	0		0	0	31/01/2016
Saudi Arabia	254	0	0	37	217	0	2.7	0	0	97.6	0	0	6	0	0	6	0	0	0.6	0	0	100.0	0	0	07/02/2016
Somalia	281	0	1	12	268	0	4.9	3	0	96.1	0	0	12	0	0	9	3	0	2.0	0	0	100.0	0	0	05/02/2016
Sudan	436	0	0	2	434	0	2.6	1	0	97.2	0	0	26	0	0	10	16	0	1.5	0	0	100.0	0	0	07/02/2016
Syria	235	0	0	5	230	0	3.0	2	0	90.2	0	0	18	0	0	8	10	0	2.2	0	0	100.0	0	0	06/02/2016
Tunisia	63	0	0	5	58	0	2.4	0	0	87.3	0	0	5	0	0	2	3	0	1.8	0	0	80.0	0	0	05/02/2016
U.A.E	31	0	0	2	29	0	3.0	0	0	90.3	0	0	6	0	0	6	0	0	5.7	0	0	100.0	0	0	07/02/2016
Yemen	536	0	0	226	310	0	4.1	99	80	90.7	0	0	68	0	0	68	0	0	5.1	0	0	95.6	0	0	06/02/2016
EMR	13119	74	7	688	12344	7	5.3	264	93	90.4	74	0	980	1	0	554	425	0	3.9	0	0	92.7	1	0	
2014	12546	342	59	0	12116	30	4.9	0	0	90.7	342	0													

* Confirmed polio cases refer to wild isolation from AFP cases or from contacts of negative index AFP cases

** Non-polio AFP per 100,000 children <15 years

*** Adequate here refers to two stool specimens collected at least 24 hours apart, within 14 days of paralysis onset

**** AFP cases co infected with P1 and P3 are counted separately as wild isolates



World Health Organization – Regional Office for Eastern Mediterranean

AFP SURVEILLANCE

Week 05, ending 7 February 2016

8-Feb-16

Number 905

Table 4: Investigation of contacts of AFP cases with paralysis onset in 2016 up to Week (05/16) / Ending on : (07/02/2016)

Country	No. of AFP cases	No. of eligible AFP cases for contact sampling*	% of eligible AFP cases with contact samplings	% of eligible AFP cases with 3+ contacts	Total number of Contacts**	% of contacts under 5 years	% of contacts with specimens collected within 7 days of notification of index	% Contact specimens in lab within 3 days of collection	% Contact specimens positive for NPEV	% Contact specimens positive for Sabin like virus	No. of contacts positive for wild virus	% of wild polio virus isolation from contacts	No. of Contacts positive for VDPVs	No. of -ve index AFP cases identified positive by contact	No. of district identified infected from contacts
Afghanistan	246	6	16.7	16.7	29	79.3	89.7	72.2	33.3	11.1	0	0.0		0	0
Bahrain	2	0			0						0			0	0
Djibouti											0				0
Egypt	98	28	14.3	14.3	15	73.3	40.0				0			0	0
Iran	73	1	0.0	0.0	0						0			0	0
Iraq	53	9	33.3	33.3	28	67.9	64.3				0			0	0
Jordan	6	0			0						0			0	0
Kuwait	1	0			2	0.0	0.0	100.0	0.0	0.0	0	0.0		0	0
Lebanon	6	1	0.0	0.0	0						0			0	0
Libya	3	0			0						0			0	0
Morocco	3	2	0.0	0.0	0						0			0	0
Oman	7	3	0.0	0.0	0						0			0	0
Pakistan	337	19	42.1	36.8	42	88.1	26.2	93.3	13.3	20.0	0	0.0		0	0
Palestine	4	0			0						0			0	0
Qatar											0				0
Saudi Arabia	6	0			0						0			0	0
Somalia	12	0			34	94.1	100.0	100.0	22.2	0.0	0	0.0		0	0
Sudan	26	0			3	66.7	100.0				0			0	0
Syria	18	0			45	22.2	93.3	88.9	0.0	0.0	0	0.0		0	0
Tunisia	5	1	100.0	0.0	1	0.0	100.0				0			0	0
U.A.E.	6	0			0						0			0	0
Yemen	68	3	33.3	33.3	134	53.7	82.8				0			0	0
Grand Total 2016	980	73	24.7	21.9	333	61.9	75.7	87.3	14.1	7.0	0	0.0		0	0
Grand Total 2015	13119	1275	78.4	72.9	7469	74.0	63.0	47.8	18.0	5.1	8	0.1	2	5	3

* Eligible refers to AFP cases with inadequate stool specimens

** Total number of contacts from eligible AFP cases and from other AFP cases as per with country criteria for contact sampling

Last wild contacts in EMRO, 01/01/2015 - 07/02/2016

Year	Country	Count of wild contacts	Date of Most Recent stool collection
2015	Afghanistan	6	13/01/2016
	Pakistan	2	27/07/2015
2015 Total		8	13/01/2016

Number and distribution by district of -ve index AFP cases identified as wild positive by contact in EMR, 2015

Year	COUNTRY	PROVINCE	DISTRICT	Count	First case	Last case
2015	AFG	FARAH	GULESTAN	1	23/04/2015	23/04/2015
			BAKWA	1	21/04/2015	21/04/2015
		KANDAHAR	SHAHWALIKOT	1	20/12/2015	20/12/2015
AFG Total				3	21/04/2015	20/12/2015
2015	PAK	KHYBER PAKHTOON	PESHAWAR	1	08/06/2015	08/06/2015
			TANK	1	25/01/2015	25/01/2015
PAK Total				2	25/01/2015	08/06/2015
2015 Total				5	25/01/2015	20/12/2015



Table 5: Laboratory investigation of AFP cases with paralysis onset in 2016 up to Week (05/16) / Ending on : (07/02/2016)

Country	Polio laboratories Sequencing performed by CDC and RIVM laboratories	AFP cases with specimens	Preliminary virus isolation results of AFP cases						Poliovirus intratypic differentiation results #									Indicators				Latest report Date				
			Referred for ITD		NPEV only	Negative	Pending		Type 1			Type 2			Type 3			Discordant pending sequence	NPEV by PCR	Non-EV	Pending ITD		% specimens positive for NPEV*	% AFP cases with culture results within 14 days	% AFP cases with ITD results within 7 days	% AFP cases with ITD results within 45 days of onset**
			L20B+	L20B+/NPEV			received < / = 14 days	received > 14 days ago	Wild	Sabin	VPV	Wild	Sabin	VPV	Wild	Sabin	VPV									
Afghanistan	RRL Pakistan	214	11	1	24	85	93		6							9					17%	100%	100%	100%	06/02/2016	
Bahrain	PNL Oman	2				1	1														0%	100%		100%	01/02/2016	
Djibouti	NPL Kenya																								31/01/2016	
Egypt***	RRL Egypt	84			7	41	27	9													10%	100%		100%	07/02/2016	
Iran	NPL Iran	74	3		1	52	18		3						1						2%	98%	100%	100%	06/02/2016	
Iraq	RRL Egypt	66	3		2	28	28	5					1		1						12%	100%	100%	100%	04/02/2016	
Jordan	RRL Tunisia	6				6															0%	100%			07/02/2016	
Kuwait	RRL Kuwait	2						2													0%				17/01/2016	
Lebanon	NPL Jordan	4				2	2														0%	100%			07/02/2016	
Libya	RRL Tunisia																								05/02/2016	
Morocco	RRL Tunisia	3				1	2														30%	100%		100%	05/02/2016	
Oman	NPL Oman	7			1		3	3													15%	100%		100%	01/02/2016	
Pakistan	RRL Pakistan	450	40	1	33	208	168	2	1	21			4		26						12%	100%	100%	100%	06/02/2016	
Palestine & UNRWA		4			1	2		1													33%	33%		100%	07/02/2016	
Qatar	NPL Oman																								01/02/2016	
Saudi Arabia	NPL Oman	10					3	7							1								100%	100%	31/01/2015	
Somalia	NPL Kenya	12				3	1	8													0%	0%		100%	05/02/2016	
Sudan	RRL Egypt	18			2	7	2	7													18%	100%			31/01/2016	
Syria	RRL Egypt	14				11	2	1													2%	100%			03/02/2016	
Tunisia	RRL Tunisia	6				3	2	1													0%	100%		100%	05/02/2016	
U.A.E	NPL Oman	3						3																	01/02/2016	
Yemen	NPL Kenya	68					21	47																	06/02/2016	
Total EMR 2016		1047	57	2	71	450	373	96	1	30			5		38						12%	99%	100%	100%		
Total EMR 2015		12987	734	94	2270	9630	11	245	69	355			184	7	410						16%	93%	99%	95%		

* Specimens from all sources including non-AFP cases, excluding environmental samples

** This indicator reflects surveillance and laboratory activities



Environmental surveillance initiated in **Egypt** in September 2000 showed the following:

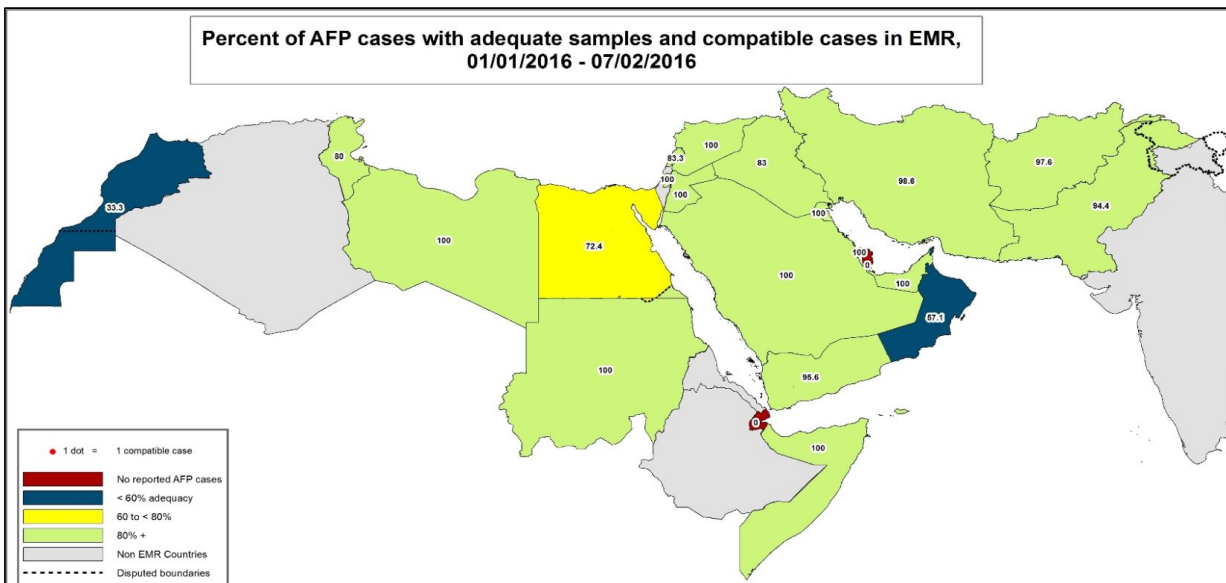
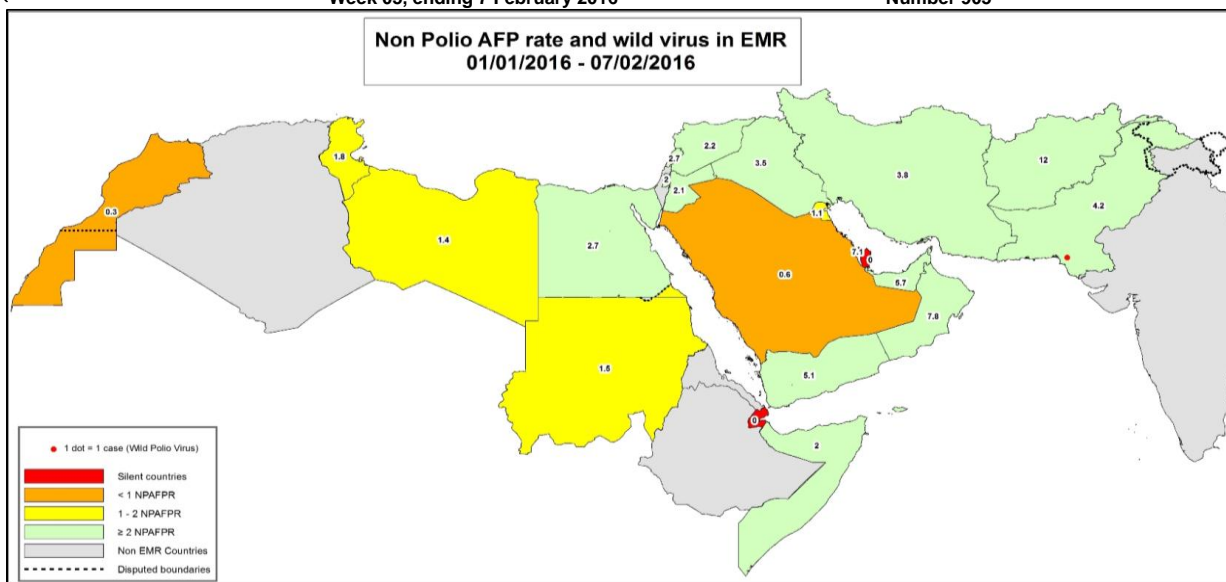
Result	2010	2011	2012	2013	2014	2015	2016
Negative	183	178	196	304	410	400	5
Pending						9	34
Wild			2				
VDPVP2			7	3	2	3	
VDPVP1			1		1		
Total	183	178	206	307	413	412	39

YEAR	Province	Site	Count	First date	Last Date	
2015	VDPVP2	CAIRO	EL SAFF	1	16/06/2015	16/06/2015
		GIZA	AL WASLA	1	04/02/2015	04/02/2015
		HURGADA	RED SEA	1	26/05/2015	26/05/2015
	VDPVP2 Total			3	04/02/2015	16/06/2015

Environmental surveillance initiated in **Pakistan** in 2009 and **Afghanistan** in 2014 showed the following:

COUNTRY1	Status	2009	2010	2011	2012	2013	2014	2015	2016
AFG	Negative						9	78	127
	Pending								1
	Wild							17	20
AFG Total							9	95	148
PAK	Negative	27	77	68	150	256	236	347	22
	Pending							1	19
	Wild	18	79	136	89	64	125	79	4
	Wild & VDPV2 VDPV2					2	6	5	
PAK Total		45	156	204	239	322	372	439	45

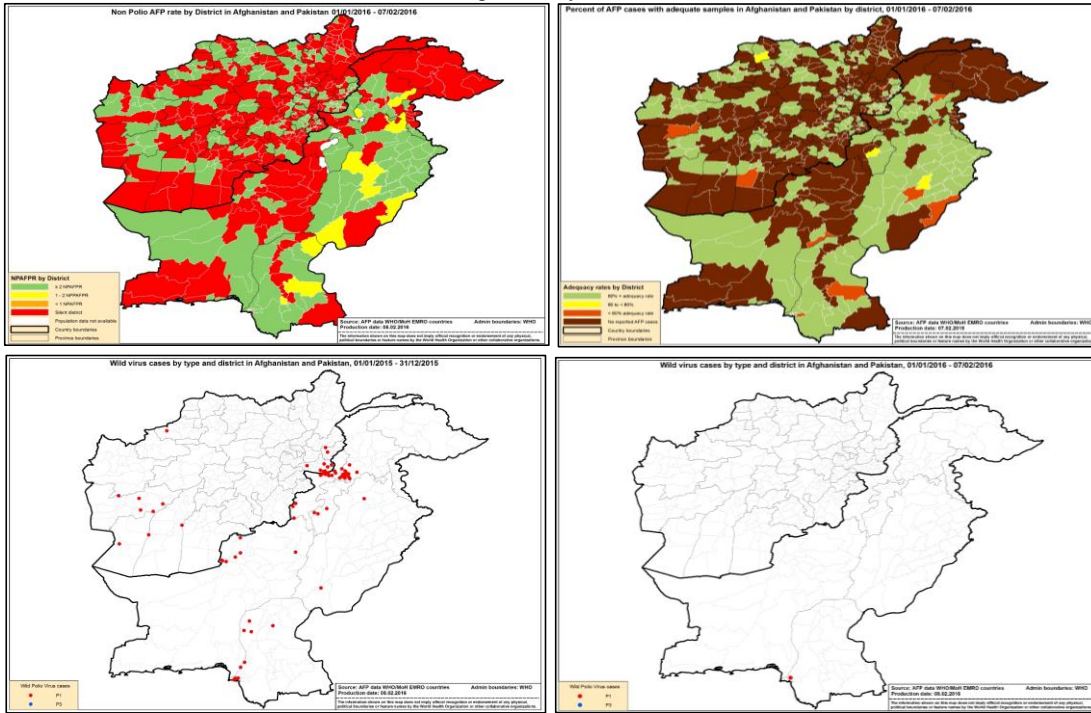
Year	COUNTR	Status	SITEDIST	SITENAME	Count	Wild	First date	Last date	
2015	AFG	Wild	KABUL	KARTI NAW	1		27/12/2015	27/12/2015	
			JALALABAD	SANGI QALA	2		23/11/2015	27/12/2015	
				RADOR BRIDGE	2		22/02/2015	21/09/2015	
			LASHKARGAH	BOLAN BRIDGE	3		25/01/2015	25/10/2015	
				RADIO MAHALLIE	4		22/02/2015	25/11/2015	
			ASADABAD	MANDACOOOL	1		25/10/2015	25/10/2015	
			BEHSUD	HADA FARM	1		25/10/2015	25/10/2015	
			NAHR-E-SARAJ	ZARAT BAGH	2		24/01/2015	19/09/2015	
				BARAN SARAI	1		19/09/2015	19/09/2015	
			KANDAHAR	KHANDAK	2		04/01/2015	26/08/2015	
				RAROBAT	1		26/01/2015	26/01/2015	
	AFG Total					20		04/01/2015	27/12/2015
	PAK	Wild	KHI.GADAP TOWN	BALDIA COMPOSITE	2		06/01/2015	04/02/2015	
				SOHRAB GOTH	5		17/08/2015	22/12/2015	
				MACHAR COLONY	6		11/05/2015	12/11/2015	
				KHAMISO GOTH	3		20/01/2015	17/11/2015	
			KHI.GULSHAN-E-IQBAL TOWN	CHAKORA NULLA	2		13/01/2015	05/05/2015	
				RASHID MINHAS RD LAY	4		02/03/2015	14/12/2015	
			RAWALPINDI	SAFDAR ABAD	1		10/10/2015	10/10/2015	
				DHOKE DALLAL	4		10/03/2015	14/12/2015	
PESHAWAR			LARA MA	3		03/01/2015	24/08/2015		
			SHAHEEN TOWN	8		10/01/2015	11/12/2015		
HYDERABAD			TULSIDAS PUMPING STATION	2		03/02/2015	03/12/2015		
JACOBABAD			SADDAR PUMPING STATION	5		08/01/2015	04/11/2015		
QUETTA			JAM-E-SALFIA	2		12/01/2015	12/10/2015		
			JATAK KILLI & TAKHTHANI BY PASS	6		28/01/2015	28/10/2015		
			SUR PUL	4		20/01/2015	20/09/2015		
LAHORE			MULTAN ROAD STATION	2		19/02/2015	19/06/2015		
			OUTFALL STATION-F	1		12/10/2015	12/10/2015		
			OUTFALL STATION-G	1		12/01/2015	12/01/2015		
SUKKUR			MAKKA PUMPING STATION	2		06/01/2015	04/02/2015		
	MIANI PUMPING STATION	4		05/02/2015	11/09/2015				
MULTAN	ALI TOWN	1		18/08/2015	18/08/2015				
	KOTLA ABDUL FATAH	2		28/07/2015	31/08/2015				
	SURAJ MIANI	1		08/04/2015	08/04/2015				
CDA	SABZI MANDI	2		12/01/2015	17/08/2015				
DIKHAN	MODC DRAIN	2		04/03/2015	04/08/2015				
	ZAFAR ABAD DRAIN	1		05/05/2015	05/05/2015				
KABDULLAH	ARMY KAZIBA	2		01/03/2015	01/06/2015				
	HADI PACKET	1		15/01/2015	15/01/2015				
Wild & VDPV2	QUETTA	JAM-E-SALFIA	2		12/09/2015	12/12/2015			
		JATAK KILLI & TAKHTHANI BY PASS	1		28/03/2015	28/03/2015			
	PESHAWAR	LARA MA	1		26/02/2015	26/02/2015			
	KHI.GADAP TOWN	SOHRAB GOTH	1		22/01/2015	22/01/2015			
VDPV2	KHI.GULSHAN-E-IQBAL TOWN	RASHID MINHAS RD LAY	2		08/06/2015	07/07/2015			
	LAHORE	OUTFALL STATION-G	1		13/04/2015	13/04/2015			
	KHI.GADAP TOWN	SOHRAB GOTH	2		23/02/2015	18/03/2015			
PAK Total					92		03/01/2015	22/12/2015	
2016	PAK	Wild	KHI.GULSHAN-E-IQBAL TOWN	RASHID MINHAS RD LAY	1		18/01/2016	18/01/2016	
			KABDULLAH	HADI PACKET	1		15/01/2016	15/01/2016	
			PESHAWAR	SHAHEEN TOWN	1		11/01/2016	11/01/2016	
			HYDERABAD	TULSIDAS PUMPING STATION	1		05/01/2016	05/01/2016	
PAK Total					4		05/01/2016	18/01/2016	
Grand Total					116		03/01/2015	18/01/2016	



Wild polio cases by country and date of onset of paralysis in EMR, 2015-2016

Year	COUNTRY	P1		
		Count	First Case	Last Case
2015	PAK	54	03/01/2015	31/12/2015
	AFG	20	21/01/2015	20/12/2015
2015 Total		74	03/01/2015	31/12/2015
2016	PAK	1	17/01/2016	17/01/2016
2016 Total		1	17/01/2016	17/01/2016

Last reported wild Polio P3 from Pakistan with date of onset 18/04/2012



Wild Polio cases by district and date of onset of paralysis, Afghanistan 2015

PROVINCE	DISTRICT	Count	First case	Last case
KANDAHAR	SHAHWALIKOT	1	20/12/2015	20/12/2015
	CHAPADARA	1	19/11/2015	19/11/2015
KUNAR	DARA-E-PECH	1	03/11/2015	03/11/2015
	LALPUR	1	27/10/2015	27/10/2015
NANGARHAR	MUHMAND DARA	1	14/10/2015	14/10/2015
	SHERZAD	1	06/09/2015	06/09/2015
	BATIKOT	1	04/09/2015	04/09/2015
	ACHIN	4	14/07/2015	01/09/2015
FARYAB	QAYSAR	1	22/10/2015	22/10/2015
HILMAND	NAHR-E-SARAJ	1	20/10/2015	20/10/2015
	REG	1	21/01/2015	21/01/2015
NIMROZ	ZARANJ	1	07/08/2015	07/08/2015
HIRAT	SHINDAND	1	27/06/2015	27/06/2015
FARAH	BALABULUK	1	07/06/2015	07/06/2015
	GULESTAN	2	23/04/2015	05/05/2015
	BAKWA	1	21/04/2015	21/04/2015
Grand Total		20	21/01/2015	20/12/2015

Wild Polio cases by district and date of onset of paralysis, Pakistan 2015-2016

ONSETYR	PROVINCE	DISTRICT	Count	First case	Last case
2015	KHYBER PAKHTOON	PESHAWAR	12	17/01/2015	31/12/2015
		CHARSADA	1	20/04/2015	20/04/2015
		TANK	2	03/01/2015	25/01/2015
		LAKKIMRWT	1	07/01/2015	07/01/2015
		NOWSHERA	1	05/01/2015	05/01/2015
	PUNJAB	RYKHAN	1	02/12/2015	02/12/2015
		CHAKWAL	1	11/09/2015	11/09/2015
	SINDH	KHIBALDIA	2	11/11/2015	21/11/2015
		KHIGIQBAL	1	18/11/2015	18/11/2015
		KHAIRPUR	1	02/11/2015	02/11/2015
		KHIGADAP	2	10/10/2015	02/11/2015
		KHIKAMARI	1	01/11/2015	01/11/2015
		KHIGULBERG	1	14/09/2015	14/09/2015
		DADU	2	10/02/2015	19/02/2015
		SUKKUR	1	13/02/2015	13/02/2015
		KAMBAR	1	04/01/2015	04/01/2015
		BALOCHISTAN	QUETTA	5	20/02/2015
	LORALAI		1	09/02/2015	09/02/2015
	KABDULAH		1	03/02/2015	03/02/2015
	FATA	KHYBER	11	05/01/2015	14/11/2015
		FR PESHAWAR	2	14/09/2015	22/10/2015
		WAZIR-S	2	07/01/2015	24/05/2015
		WAZIR-N	1	06/05/2015	06/05/2015
2015 Total			54	03/01/2015	31/12/2015
2016	SINDH	KHIGADAP	1	17/01/2016	17/01/2016
2016 Total			1	17/01/2016	17/01/2016



**Circulating VDPV cases and date of onset of paralysis in EMR countries by districts
2015 - 2016**

Year	COUNTRY	PROVINCE	DISTRICT	cVDPV2		
				Count	First Case	Last Case
2015	PAK	FATA	KHYBER	1	09/02/2015	09/02/2015
		KHYBER PAKHTOON	HANGU	1	05/02/2015	05/02/2015
	PAK Total			2	05/02/2015	09/02/2015
2015 Total				2	05/02/2015	09/02/2015