



AFP SURVEILLANCE

28-Mar-16

Week 12, ending 27 March 2016

Number 912

Table 1: Acute Flaccid Paralysis (AFP) cases by week of onset

Country	Reported AFP cases by week of onset - Week (12/16) / Ending on : 27/03/2016														
	Total AFP 2014	Total AFP 2015	Total AFP to date, 2016	W01 10 Jan 16	W02 17 Jan 16	W03 24 Jan 16	W04 31 Jan 16	W05 07 Feb 16	W06 14 Feb 16	W07 21 Feb 16	W08 28 Feb 16	W09 06 Mar 16	W10 13 Mar 16	W11 20 Mar 16	W12 27 Mar 16
Afghanistan	2421	2738	621	57	59	71	47	48	66	59	48	44	51	30	7
Bahrain	16	19	6	1	1	0	0	2	1	0	0	0	1	0	0
Djibouti	3	3	1	0	0	0	1	0	0	0	0	0	0	0	0
Egypt	1000	1046	245	21	23	17	17	18	14	16	29	25	22	27	2
Iran	753	780	169	18	31	14	14	18	15	18	18	11	5	0	
Iraq	590	520	168	27	21	15	12	22	11	11	14	11	9	8	
Jordan ****	62	90	15	0	1	3	0	0	3	1	0	0	2	2	1
Kuwait	32	32	8	0	1	0	0	0	3	3	0	1	0	0	0
Lebanon ****	50	113	20	2	3	0	2	1	1	4	2	1	3	1	
Libya	43	54	11	0	0	2	0	1	0	2	1	0	3	1	
Morocco	103	77	8	2	0	2	1	2	1	0	0				
Oman	34	39	10	0	3	3	1	1	1	0	1	0	0	0	0
Pakistan	5370	5807	1024	152	111	100	95	88	107	92	88	80	40	7	0
Palestine ****	21	38	18	0	3	1	1	0	4	2	1	3	1	1	0
Qatar	7	11	0	0	0	0	0	0	0	0	0	0	0	0	0
Saudi Arabia	227	254	46	2	4	6	5	6	1	7	8	6	1	0	0
Somalia	420	281	58	4	5	4	6	4	4	6	9	5	8	3	
Sudan	442	436	90	4	7	5	9	7	11	10	12	7	6	7	0
Syria ****	306	235	71	5	5	4	6	8	7	7	9	11	4	2	
Tunisia	44	64	19	1	3	2	0	3	1	3	2	4	0	0	
U.A.E	25	31	14	2	1	2	0	0	1	1	1	3	1	1	0
Yemen	578	537	167	32	15	19	13	22	14	17	10	5	14	6	
Total EMR	12547	13205	2789	330	297	270	230	251	266	259	253	217	171	96	10

☐ No data = No report received

Table 2: Confirmed polio cases by month of onset

Country	Total year 2014	Total year 2015	27/03		Confirmed polio cases by month of onset											
			2015	2016	April 2015	May 2015	June 2015	July 2015	August 2015	September 2015	October 2015	November 2015	December 2015	January 2016	February 2016	March 2016
Afghanistan	28	20	1	2	2	1	2	1	3	3	4	2	1	1	1	
Bahrain	0	0	0	0	0	0	0	0	0	0	0	0	0	0	0	
Djibouti	0	0	0	0	0	0	0	0	0	0	0	0	0	0	0	
Egypt	0	0	0	0	0	0	0	0	0	0	0	0	0			
Iran	0	0	0	0	0	0	0	0	0	0	0	0	0	0		
Iraq	2	0	0	0	0	0	0	0	0	0	0	0	0		0	
Jordan ****	0	0	0	0	0	0	0	0	0	0	0	0	0	0	0	
Kuwait	0	0	0	0	0	0	0	0	0	0	0	0	0	0		
Lebanon ****	0	0	0	0	0	0	0	0	0	0	0	0	0	0		
Libya	0	0	0	0	0	0	0	0	0	0	0	0	0	0		
Morocco	0	0	0	0	0	0	0	0	0	0	0	0	0	0		
Oman	0	0	0	0	0	0	0	0	0	0	0	0	0	0	0	
Pakistan	306	54	21	7	1	2	4	0	5	4	4	9	3	2	4	1
Palestine ****	0	0	0	0	0	0	0	0	0	0	0	0	0		0	
Qatar	0	0	0	0	0	0	0	0	0	0	0	0	0	0	0	
Saudi Arabia	0	0	0	0	0	0	0	0	0	0	0	0	0			
Somalia	5	0	0	0	0	0	0	0	0	0	0	0	0	0	0	
Sudan	0	0	0	0	0	0	0	0	0	0	0	0	0	0	0	
Syria ****	1	0	0	0	0	0	0	0	0	0	0	0				
Tunisia	0	0	0	0	0	0	0	0	0	0	0	0	0			
U.A.E	0	0	0	0	0	0	0	0	0	0	0	0	0	0		
Yemen	0	0	0	0	0	0	0	0	0	0	0					
Total EMR	342	74	22	9	3	3	6	1	8	7	8	11	4	3	5	1

**** UNRWA cases are included with those of country of residence



Table 3: Investigation of AFP cases with paralysis onset in 2015 & 2016 up to Week (12/16) / Ending on : 27/03/2016)

COUNTRY	2015												2016												Latest line List Date
	AFP									Specimen	Wild cases ****		AFP									Specimen	Wild cases ****		
	Total AFP cases onset 2015	Case classification					Non polio AFP rate **	AFP cases pending classification > 90 days from onset of paralysis	AFP cases pending classification and lab > 90 days from onset of paralysis	% with *** adequate specimens	Wild P1 Poliovirus	Wild P3 Poliovirus	Total AFP cases onset 2016	Case classification					Annualized Non polio AFP rate **	AFP cases pending classification > 90 days from onset of paralysis	AFP cases pending classification and lab > 90 days from onset of paralysis	% with *** adequate specimens	Wild P1 Poliovirus	Wild P3 Poliovirus	
		Total Confirmed Polio Cases *	Polio Compatible	Pending Classification	Discarded (non polio AFP)	VDPV								Total Confirmed Polio Cases *	Polio Compatible	Pending Classification	Discarded (non polio AFP)	VDPV							
Afghanistan	2738	20	3	16	2699	0	13.8	16	0	93.0	20	0	621	2	0	161	458	0	13.2	0	0	92.1	2	0	27/03/2016
Bahrain	19	0	0	0	19	0	7.0	0	0	94.7	0	0	6	0	0	4	2	0	9.3	0	0	100.0	0	0	27/03/2016
Djibouti	3	0	0	3	0	0	1.0	3	2	66.7	0	0	1	0	0	1	0	0	1.4	0	0	100.0	0	0	28/03/2016
Egypt	1046	0	0	0	1045	1	3.0	0	0	94.2	0	0	245	0	0	99	146	0	2.9	0	0	86.9	0	0	24/03/2016
Iran	780	0	0	0	779	1	4.3	0	0	96.9	0	0	169	0	0	13	156	0	3.8	0	0	97.6	0	0	26/03/2016
Iraq	520	0	0	7	511	2	3.6	7	0	81.9	0	0	168	0	0	52	116	1	4.9	0	0	79.8	0	0	26/03/2016
Jordan	90	0	0	1	89	0	3.2	1	0	96.7	0	0	15	0	0	12	3	0	2.3	0	0	100.0	0	0	24/03/2016
Kuwait	32	0	0	0	32	0	3.7	0	0	96.9	0	0	8	0	0	1	7	0	3.8	0	0	100.0	0	0	27/03/2016
Lebanon	113	0	0	1	112	0	5.2	1	0	84.1	0	0	20	0	0	8	12	0	3.9	0	0	70.0	0	0	26/03/2016
Libya	54	0	0	0	54	0	2.6	0	0	94.4	0	0	11	0	0	5	6	0	2.3	0	0	90.9	0	0	26/03/2016
Morocco	77	0	0	17	60	0	0.7	17	1	58.4	0	0	8	0	0	5	3	0	0.3	0	0	62.5	0	0	29/02/2016
Oman	39	0	0	0	39	0	4.5	0	0	97.4	0	0	10	0	0	1	9	0	4.8	0	0	100.0	0	0	27/03/2016
Pakistan	5807	54	6	86	5657	4	7.4	82	7	87.3	54	0	1024	7	0	169	848	0	5.5	0	0	92.1	7	0	27/03/2016
Palestine	38	0	0	0	38	0	2.2	0	0	92.1	0	0	18	0	0	15	3	0	4.0	0	0	94.4	0	0	27/03/2016
Qatar	11	0	0	0	11	0	3.7	0	0	72.7	0	0	0	0	0	0	0	0	0.0	0	0		0	0	27/03/2016
Saudi Arabia	254	0	0	0	254	0	2.7	0	0	98.0	0	0	46	0	0	46	0	0	2.0	0	0	100.0	0	0	27/03/2016
Somalia	281	0	1	6	274	0	4.9	6	3	96.1	0	0	58	0	0	24	34	0	4.2	0	0	100.0	0	0	25/03/2016
Sudan	436	0	0	0	436	0	2.6	0	0	97.2	0	0	90	0	0	14	76	0	2.2	0	0	100.0	0	0	27/03/2016
Syria	235	0	0	3	232	0	3.0	3	1	90.2	0	0	71	0	0	43	28	0	3.9	0	0	88.7	0	0	26/03/2016
Tunisia	64	0	0	0	64	0	2.4	0	0	85.9	0	0	19	0	0	9	10	0	3.0	0	0	94.7	0	0	25/03/2016
U.A.E	31	0	0	0	31	0	3.0	0	0	90.3	0	0	14	0	0	8	6	0	5.8	0	0	100.0	0	0	27/03/2016
Yemen	537	0	0	53	484	0	4.1	43	35	90.7	0	0	167	0	0	167	0	0	5.4	0	0	92.2	0	0	25/03/2016
EMR	13205	74	10	193	12920	8	5.4	179	49	90.2	74	0	2789	9	0	857	1923	1	4.8	0	0	91.6	9	0	
2014	12546	342	59	0	12116	30	4.9	0	0	90.7	342	0													

* Confirmed polio cases refer to wild isolation from AFP cases or from contacts of negative index AFP cases

** Non-polio AFP per 100,000 children <15 years

*** Adequate here refers to two stool specimens collected at least 24 hours apart, within 14 days of paralysis onset

**** AFP cases co infected with P1 and P3 are counted separately as wild isolates



World Health Organization – Regional Office for Eastern Mediterranean

AFP SURVEILLANCE

Week 12, ending 27 March 2016

28-Mar-16

Number 912

Table 4: Investigation of contacts of AFP cases with paralysis onset in 2016 up to Week (12/16) / Ending on : (27/03/2016)

Country	No. of AFP cases	No. of eligible AFP cases for contact sampling*	% of eligible AFP cases with contact samplings	% of eligible AFP cases with 3+ contacts	Total number of Contacts**	% of contacts under 5 years	% of contacts with specimens collected within 7 days of notification of index	% Contact specimens in lab within 3 days of collection	% Contact specimens positive for NPEV	% Contact specimens positive for Sabin like virus	No. of contacts positive for wild virus	% of wild polio virus isolation from contacts	No. of Contacts positive for VDPVs	No. of -ve index AFP cases identified positive by contact	No. of district identified infected from contacts
Afghanistan	621	49	79.6	77.6	245	93.9	65.3	37.6	22.7	9.8	1	0.5		1	1
Bahrain	6	0			0						0			0	0
Djibouti	1	0			0						0			0	0
Egypt	245	38	39.5	39.5	60	70.0	65.0	100.0	16.7	14.8	0	0.0		0	0
Iran	169	4	50.0	50.0	15	80.0	0.0	100.0	6.7	0.0	0	0.0		0	0
Iraq	168	34	73.5	61.8	230	63.5	17.0	94.9	15.4	1.7	0	0.0		0	0
Jordan	15	0			0						0			0	0
Kuwait	8	0			6	33.3	66.7	100.0	0.0	0.0	0	0.0		0	0
Lebanon	20	6	0.0	0.0	0						0			0	0
Libya	11	1	0.0	0.0	0						0			0	0
Morocco	8	3	0.0	0.0	0						0			0	0
Oman	10	0			7	71.4	100.0	71.4	0.0	0.0	0	0.0		0	0
Pakistan	1024	81	75.3	74.1	260	89.2	48.8	68.9	13.8	8.9	0	0.0		0	0
Palestine	18	1	0.0	0.0	0						0			0	0
Qatar											0				
Saudi Arabia	46	0			0						0			0	0
Somalia	58	0			166	94.0	100.0	41.6	8.9	2.0	0	0.0		0	0
Sudan	90	0			28	64.3	64.3	0.0	0.0	0.0	0	0.0		0	0
Syria	71	8	50.0	25.0	147	25.9	88.4	83.1	0.0	0.0	0	0.0		0	0
Tunisia	19	1	0.0	0.0	3	0.0	66.7	100.0	0.0	0.0	0	0.0		0	0
U.A.E.	14	0			0						0			0	0
Yemen	167	13	84.6	61.5	387	57.4	80.9				0			0	0
Grand Total 2016	2789	239	65.7	61.1	1554	71.0	64.7	67.2	14.3	6.2	1	0.1		1	1
Grand Total 2015	13205	1305	79.4	73.8	7593	73.9	62.6	45.5	17.7	5.0	11	0.2	2	5	3

* Eligible refers to AFP cases with inadequate stool specimens

** Total number of contacts from eligible AFP cases and from other AFP cases as per with country criteria for contact sampling

Last wild contacts in EMRO, 01/01/2015 - 27/03/2016

Year	Country	Data	Date of Most Recent stool collection
		Count of wild contacts	
2015	Afghanistan	9	13/01/2016
	Pakistan	2	27/07/2015
2015 Total		11	13/01/2016
2016	Afghanistan	1	01/03/2016
2016 Total		1	01/03/2016

Number and distribution by district of -ve index AFP cases identified as wild positive by contact in EMR, 2015

Year	COUNTRY	PROVINCE	DISTRICT	Count	First case	Last case
2015	AFG	FARAH	GULESTAN	1	23/04/2015	23/04/2015
			BAKWA	1	21/04/2015	21/04/2015
		KANDAHAR	1	20/12/2015	20/12/2015	
	AFG Total			3	21/04/2015	20/12/2015
	PAK	KHYBER PAKHTOON	PESHAWAR	1	08/06/2015	08/06/2015
TANK			1	25/01/2015	25/01/2015	
PAK Total			2	25/01/2015	08/06/2015	
2015 Total			5	25/01/2015	20/12/2015	
2016	AFG	HILMAND	NAWZAD	1	23/01/2016	23/01/2016
			AFG Total	1	23/01/2016	23/01/2016
2016 Total			1	23/01/2016	23/01/2016	



Table 5: Laboratory investigation of AFP cases with paralysis onset in 2016 up to Week (12/16) / Ending on : (27/03/2016)

Country	Polio laboratories Sequencing performed by CDC and RIVM laboratories	AFP cases with specimens	Preliminary virus isolation results of AFP cases						Poliovirus intratypic differentiation results #									Indicators				Latest report Date				
			Referred for ITD		NPEV only	Negative	Pending		Type 1			Type 2			Type 3			Discordant pending sequence	NPEV by PCR	Non-EV	Pending ITD		% specimens positive for NPEV*	% AFP cases with culture results within 14 days	% AFP cases with ITD results within 7 days	% AFP cases with ITD results within 45 days of onset**
			L20B+	L20B+/NPEV			received < / = 14 days	received > 14 days ago	Wild	Sabin	VPV	Wild	Sabin	VPV	Wild	Sabin	VPV									
Afghanistan	RRL Pakistan	571	43	4	85	365	74		1	24			1			28		1			15%	100%	96%	98%	26/03/2016	
Bahrain	PNL Oman	5				5															0%	100%		100%	15/03/2016	
Djibouti	NPL Kenya	1			1																100%			100%	28/03/2016	
Egypt***	RRL Egypt	222	14	1	21	143	32	11		4			4			6		1		1	3	9%	100%	100%	100%	27/03/2016
Iran	NPL Iran	170	5		2	135	9	19		4						2						2%	99%	100%	100%	16/03/2016
Iraq	RRL Egypt	167	8		8	126	22	3					2	1		2						11%	100%	100%	80%	24/03/2016
Jordan	RRL Tunisia	16			1	10	5			1						1						10%	100%	100%	100%	27/03/2016
Kuwait	RRL Kuwait	16	1			9	5	1												1		0%	100%		89%	24/03/2016
Lebanon	NPL Jordan	17	1		1	11	4															5%	100%			27/03/2016
Libya	RRL Tunisia	10				6	4															0%	100%		83%	25/03/2016
Morocco	RRL Tunisia	13	1			7	5													1		17%	88%		86%	25/03/2016
Oman	NPL Oman	11			3	7		1														13%	100%		100%	15/03/2016
Pakistan	RRL Pakistan	1151	97	2	170	774	108		7	51			13			49						14%	100%	100%	99%	26/03/2016
Palestine & UNRWA		18			1	15	2															6%	38%		100%	27/03/2016
Qatar	NPL Oman																									15/03/2016
Saudi Arabia	NPL Oman	54				44	9	2								1						1%	100%	100%	100%	27/03/2015
Somalia	NPL Kenya	58		2	5	29	8	14												2		19%	14%		97%	25/03/2016
Sudan	RRL Egypt	90			3	58	14	15														5%	100%			27/03/2016
Syria	RRL Egypt	50				37		13														1%	100%			02/03/2016
Tunisia	RRL Tunisia	26			1	22	3															3%	100%		100%	25/03/2016
U.A.E	NPL Oman	6			1	5																17%	100%		100%	15/03/2016
Yemen	NPL Kenya	206					46	160																		25/03/2016
Total EMR 2016		2878	170	9	303	1808	350	239	8	84			20	1		89		1	1	1	7	12%	98%	99%	99%	
Total EMR 2015		12988	738	97	2308	9771		71	69	360			188	8		414		4	31	10	1	16%	92%	99%	94%	

* Specimens from all sources including non-AFP cases, excluding environmental samples

** This indicator reflects surveillance and laboratory activities



Table 6 (a): Environmental isolate by year and type "EGYPT"

Result	2010	2011	2012	2013	2014	2015	2016
Negative	183	178	196	304	410	412	65
Pending							23
Wild			2				
VDPVP2			7	3	2	3	
VDPVP1			1		1		
Total	183	178	206	307	413	415	88

Table 6 (b): Environmental Wild/VDPV isolate by site "EGYPT"

YEAR	Province	Site	Count	First date	Last Date
2015	VDPVP2	CAIRO	1	16/06/2015	16/06/2015
		GIZA	1	04/02/2015	04/02/2015
		HURGADA	1	26/05/2015	26/05/2015
	VDPVP2 Total		3	04/02/2015	16/06/2015

Table 7 (a): Environmental isolate by year and type "AFGHANISTAN/PAKISTAN"

COUNTRY1	Status	2009	2010	2011	2012	2013	2014	2015	2016
AFG	Negative					9	78	127	24
	Pending							1	12
	Wild							17	20
AFG Total						9	95	148	36
PAK	Negative	27	77	68	150	256	236	347	67
	Pending							1	28
	Wild	18	79	136	89	64	125	79	11
	Wild & VDPV2							2	6
	VDPV2								4
PAK Total		45	156	204	239	322	372	439	106

Table 7 (b): Environmental Wild/VDPV isolate by site "AFGHANISTAN/PAKISTAN"

Year	COUNTRY	Status	SITEDIST	SITENAME	Count	Wild	First date	Last date	
2015	AFG	Wild	KABUL	KARTI NAW	1		27/12/2015	27/12/2015	
			JALALABAD	SANGI OALA	2		23/11/2015	27/12/2015	
				RADOR BRIDGE	2		22/02/2015	21/09/2015	
			LASHKARGAH	BOLAN BRIDGE	3		25/01/2015	25/10/2015	
				RADIO MAHALLIE	4		22/02/2015	25/11/2015	
			ASADABAD	MANDACOO	1		25/10/2015	25/10/2015	
			BEHSUD	HADA FARM	1		25/10/2015	25/10/2015	
			NAHR-E-SARAJ	ZARAT BAGH	2		24/01/2015	19/09/2015	
				BARAN SARAI	1		19/09/2015	19/09/2015	
				KHANDAK	2		04/01/2015	26/08/2015	
		RAROBAT	1		26/01/2015	26/01/2015			
	AFG Total					20		04/01/2015	27/12/2015
	PAK	Wild	KHI.GADAP TOWN	BALDIA COMPOSITE	2		06/01/2015	04/02/2015	
				SOHRAB GOTH	5		17/08/2015	22/12/2015	
				MACHAR COLONY	6		11/05/2015	12/11/2015	
				KHAMISO GOTH	3		20/01/2015	17/11/2015	
			KHI.GULSHAN-E-IQBAL TOWN	CHAKORA NULLA	2		13/01/2015	05/05/2015	
				RASHID MINHAS RD LAY	4		02/03/2015	14/12/2015	
			RAWALPINDI	SAFDAR ABAD	1		10/10/2015	10/10/2015	
				DHOKE DALLAL	4		10/03/2015	14/12/2015	
PESHAWAR			LARA MA	3		03/01/2015	24/08/2015		
			SHAHEEN TOWN	8		10/01/2015	11/12/2015		
HYDERABAD			TULSIDAS PUMPING STATION	2		03/02/2015	03/12/2015		
JACOBABAD			SADDAR PUMPING STATION	5		08/01/2015	04/11/2015		
QUETTA			JAM-E-SALFIA	2		12/01/2015	12/10/2015		
			JATAK KILLI & TAKHTHANI BY PASS	6		28/01/2015	28/10/2015		
			SUR PUL	4		20/01/2015	20/09/2015		
LAHORE			MULTAN ROAD STATION	2		19/02/2015	19/06/2015		
			OUTFALL STATION-F	1		12/10/2015	12/10/2015		
			OUTFALL STATION-G	1		12/01/2015	12/01/2015		
SUKKUR	MAKKA PUMPING STATION	2		06/01/2015	04/02/2015				
	MIANI PUMPING STATION	4		05/02/2015	11/09/2015				
MULTAN	ALI TOWN	1		18/08/2015	18/08/2015				
	KOTLA ABDUL FATAH	2		28/07/2015	31/08/2015				
	SURAJ MIANI	1		08/04/2015	08/04/2015				
CDA	SABZI MANDI	2		12/01/2015	17/08/2015				
DIKHAN	MODC DRAIN	2		04/03/2015	04/08/2015				
	ZAFAR ABAD DRAIN	1		05/05/2015	05/05/2015				
KABDULLAH	ARMY KAZIBA	2		01/03/2015	01/06/2015				
	HADI PACKET	1		15/01/2015	15/01/2015				
	JAM-E-SALFIA	2		12/09/2015	12/12/2015				
	JATAK KILLI & TAKHTHANI BY PASS	1		28/03/2015	28/03/2015				
	LARA MA	1		26/02/2015	26/02/2015				
	KHI.GADAP TOWN	1		22/01/2015	22/01/2015				
	KHI.GULSHAN-E-IQBAL TOWN	2		08/06/2015	07/07/2015				
LAHORE	OUTFALL STATION-G	1		13/04/2015	13/04/2015				
	KHI.GADAP TOWN	2		23/02/2015	18/03/2015				
	MACHAR COLONY	3		14/01/2015	16/03/2015				
PAK Total					92		03/01/2015	22/12/2015	
2016	PAK	Wild	QUETTA	JAM-E-SALFIA	1		12/02/2016	12/02/2016	
			PESHAWAR	SHAHEEN TOWN	2		11/01/2016	10/02/2016	
			KHI.GADAP TOWN	SOHRAB GOTH	1		27/01/2016	27/01/2016	
				MACHAR COLONY	1		08/02/2016	08/02/2016	
				KHAMISO GOTH	1		09/02/2016	09/02/2016	
			FAISALABAD	PUMPING STATION 3 ACHIKAIRA	1		03/02/2016	03/02/2016	
			KHI.GULSHAN-E-IQBAL TOWN	RASHID MINHAS RD LAY	1		18/01/2016	18/01/2016	
			KABDULLAH	HADI PACKET	1		15/01/2016	15/01/2016	
SUKKUR	MAKKA PUMPING STATION	1		12/01/2016	12/01/2016				
HYDERABAD	TULSIDAS PUMPING STATION	1		05/01/2016	05/01/2016				
PAK Total					11		05/01/2016	12/02/2016	
Grand Total					123		03/01/2015	12/02/2016	



Figure 1: Non Polio AFP Rate and Wild Virus in EMR 01/01/2016 - 27/03/2016

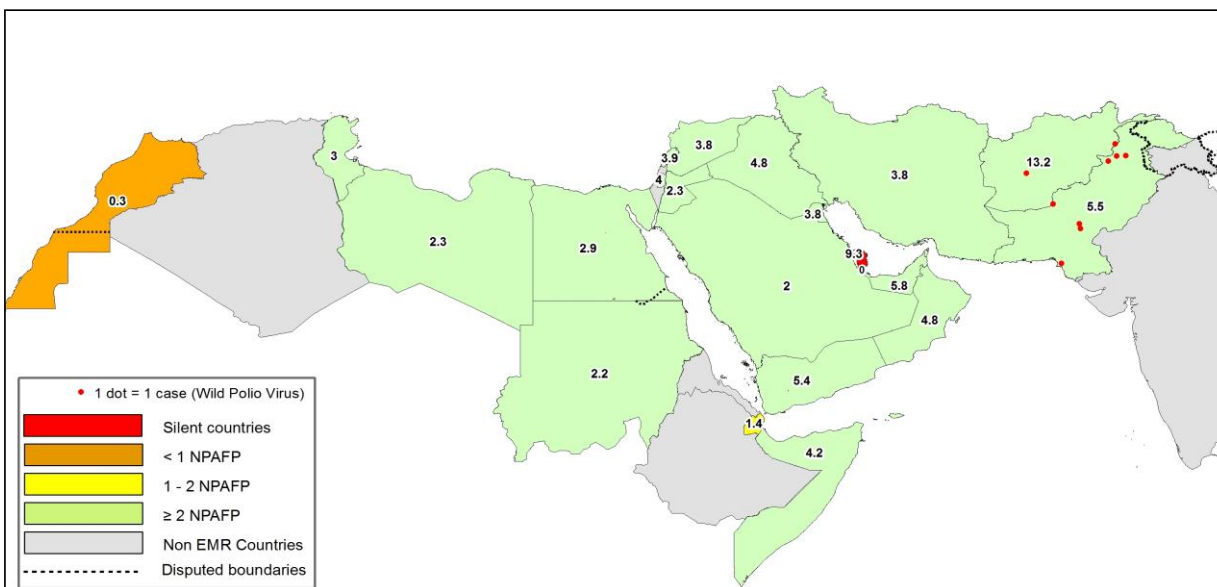


Figure 2: Percent of AFP cases with Adequate Samples & Compatible Cases in EMR 01/01/2016 - 27/03/2016

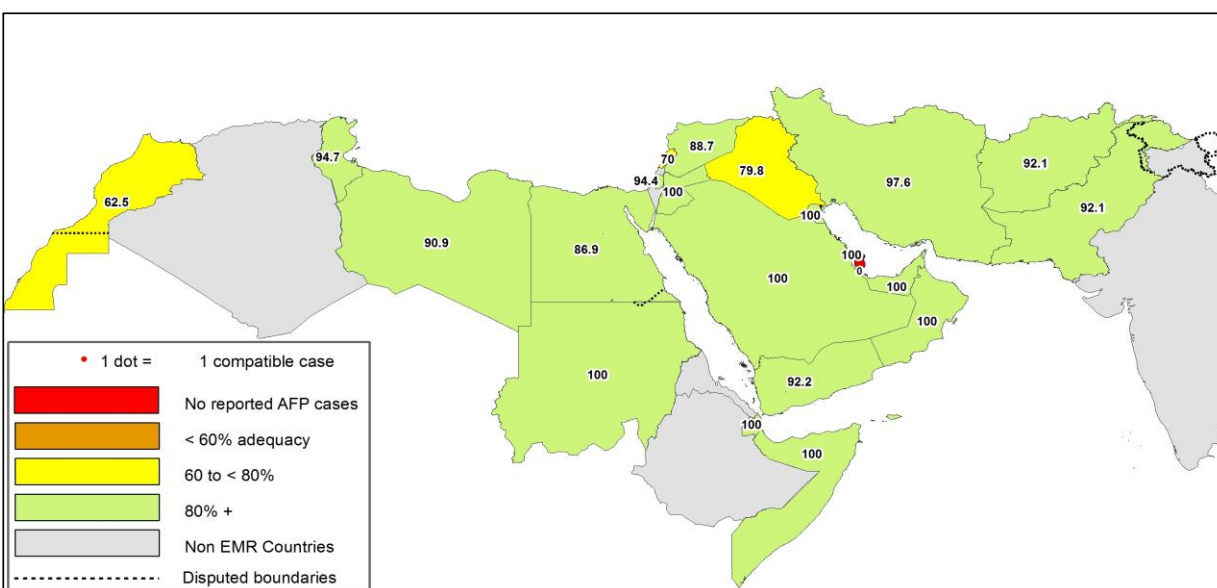


Table 8: Wild polio cases by country and date of onset of paralysis in EMR, 2015-2016

Year	COUNTRY	Count	First Case	Last Case
2015	PAK	54	03/01/2015	31/12/2015
	AFG	20	21/01/2015	20/12/2015
2015 Total		74	03/01/2015	31/12/2015
2016	PAK	7	17/01/2016	05/03/2016
	AFG	2	23/01/2016	01/02/2016
2016 Total		9	17/01/2016	05/03/2016

Last reported wild Polio P3 from Pakistan with date of onset 18/04/2012



Figure 3: Non Polio AFP rate by District in Afghanistan & Pakistan 01/01/2016 - 27/03/2016

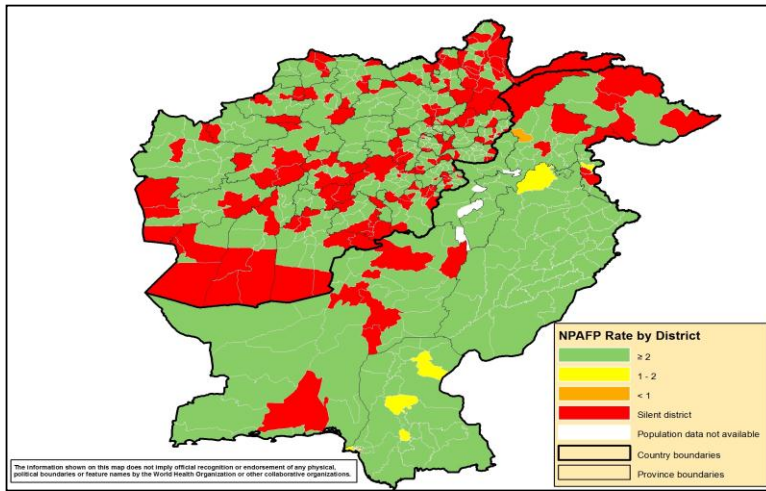


Figure 4: Percent of AFP cases with Adequate Samples in Afghanistan & Pakistan by District 01/01/2016 - 27/03/2016

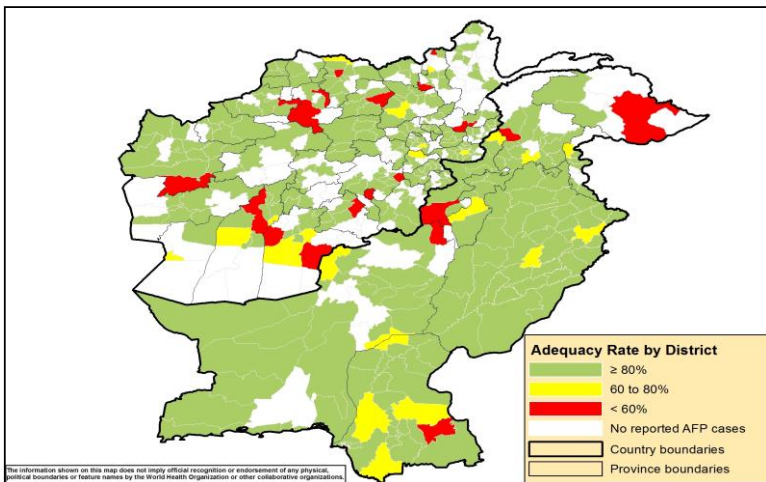
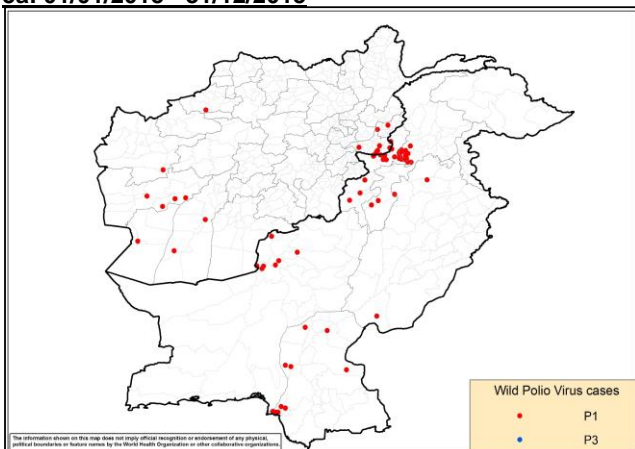


Figure 5: Wild Virus Cases by Type & District in Afghanistan & Pakistan

5a: 01/01/2015 - 31/12/2015



5b: 01/01/2016 - 27/03/2016

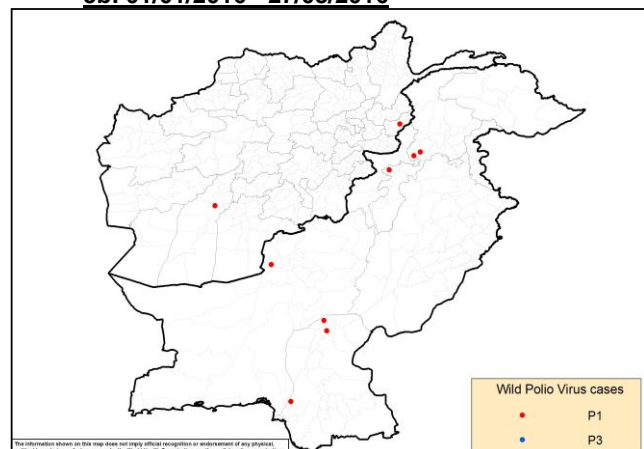




Table 9: Wild Polio cases by district and date of onset of paralysis, Afghanistan 2015-2016

ONSETYR	PROVINCE	DISTRICT	Count	First case	Last case
2015	KANDAHAR	SHAHWALIKOT	1	20/12/2015	20/12/2015
		KUNAR	1	19/11/2015	19/11/2015
	NANGARHAR	DARA-E-PECH	1	03/11/2015	03/11/2015
		LALPUR	1	27/10/2015	27/10/2015
		MUHMAND DARA	1	14/10/2015	14/10/2015
		SHERZAD	1	06/09/2015	06/09/2015
		BATIKOT	1	04/09/2015	04/09/2015
		ACHIN	4	14/07/2015	01/09/2015
	FARYAB	QAYSAR	1	22/10/2015	22/10/2015
	HILMAND	NAHR-E-SARAJ	1	20/10/2015	20/10/2015
		REG	1	21/01/2015	21/01/2015
	NIMROZ	ZARANJ	1	07/08/2015	07/08/2015
	HIRAT	SHINDAND	1	27/06/2015	27/06/2015
	FARAH	BALABULUK	1	07/06/2015	07/06/2015
		GULESTAN	2	23/04/2015	05/05/2015
		BAKWA	1	21/04/2015	21/04/2015
		2015 Total		20	21/01/2015
2016	KUNAR	SHIGAL WA SHEL TAN	1	01/02/2016	01/02/2016
	HILMAND	NAWZAD	1	23/01/2016	23/01/2016
2016 Total			2	23/01/2016	01/02/2016

Table 10: Wild Polio cases by district and date of onset of paralysis, Pakistan 2015-2016

ONSETYR	PROVINCE	DISTRICT	Count	First case	Last case
2015	KHYBER PAKHTOON	PESHAWAR	12	17/01/2015	31/12/2015
		CHARSADA	1	20/04/2015	20/04/2015
		TANK	2	03/01/2015	25/01/2015
		LAKKIMRWT	1	07/01/2015	07/01/2015
		NOWSHERA	1	05/01/2015	05/01/2015
	PUNJAB	RYKHAN	1	02/12/2015	02/12/2015
		CHAKWAL	1	11/09/2015	11/09/2015
	SINDH	KHIBALDIA	2	11/11/2015	21/11/2015
		KHIGIQBAL	1	18/11/2015	18/11/2015
		KHAIRPUR	1	02/11/2015	02/11/2015
		KHIGADAP	2	10/10/2015	02/11/2015
		KHIKAMARI	1	01/11/2015	01/11/2015
		KHIGULBERG	1	14/09/2015	14/09/2015
		DADU	2	10/02/2015	19/02/2015
		SUKKUR	1	13/02/2015	13/02/2015
		KAMBAR	1	04/01/2015	04/01/2015
		BALOCHISTAN	QUETTA	5	20/02/2015
	LORALAI		1	09/02/2015	09/02/2015
	KABDULAH		1	03/02/2015	03/02/2015
	FATA	KHYBER	11	05/01/2015	14/11/2015
		FR PESHAWAR	2	14/09/2015	22/10/2015
		WAZIR-S	2	07/01/2015	24/05/2015
		WAZIR-N	1	06/05/2015	06/05/2015
2015 Total		54	03/01/2015	31/12/2015	
2016	SINDH	SHIKARPUR	1	05/03/2016	05/03/2016
		JACOBABAD	1	11/02/2016	11/02/2016
		KHIGADAP	1	17/01/2016	17/01/2016
	KHYBER PAKHTOON	PESHAWAR	1	12/02/2016	12/02/2016
		HANGU	1	09/02/2016	09/02/2016
		NOWSHERA	1	22/01/2016	22/01/2016
BALOCHISTAN	QUETTA	1	01/02/2016	01/02/2016	
2016 Total		7	17/01/2016	05/03/2016	

Table 11: Circulating VDPV cases and date of onset of paralysis in EMR countries by districts 2015 - 2016

Year	COUNTRY	PROVINCE	DISTRICT	cVDPV2 Count	First Case	Last Case
2015	PAK	FATA	KHYBER	1	09/02/2015	09/02/2015
		KHYBER PAKHTOON	HANGU	1	05/02/2015	05/02/2015
		PAK Total			2	05/02/2015
2015 Total				2	05/02/2015	09/02/2015