



AFP SURVEILLANCE

13-Jun-16

Week 23, ending 12 June 2016

Number 923

Table 1: Acute Flaccid Paralysis (AFP) cases by week of onset

Country	Reported AFP cases by week of onset - Week (23/16) / Ending on : 12/06/2016														
	Total AFP 2014	Total AFP 2015	Total AFP to date, 2016	W12 27 Mar 16	W13 03 Apr 16	W14 10 Apr 16	W15 17 Apr 16	W16 24 Apr 16	W17 01 May 16	W18 08 May 16	W19 15 May 16	W20 22 May 16	W21 29 May 16	W22 05 Jun 16	W23 12 Jun 16
Afghanistan	2421	2738	1219	50	51	61	53	50	51	60	60	49	56	31	6
Bahrain	16	19	11	1	1	1	1	0	0	0	0	0	0	0	
Djibouti	3	3	3	0	0	0	0	0	0	0	0	0	0	0	
Egypt	1000	1046	496	18	18	27	31	27	22	27	19	20	21	17	1
Iran	753	780	312	6	18	18	11	9	11	18	18	9	6	2	0
Iraq	590	520	298	15	18	15	6	9	6	11	16	6	6	6	
Jordan ****	62	90	46	1	3	4	2	5	2	4	0	3	5	1	1
Kuwait	32	32	22	0	0	1	2	1	1	3	1	0	1	0	
Lebanon ****	50	113	44	3	3	4	1	0	3	2	3	0	1	1	0
Libya	43	54	22	2	0	1	1	1	1	2	3	0	0		
Morocco	103	79	24	0	1	1	2	1	0	1	1				
Oman	34	39	14	1	1	0	0	0	0	0	0	0	0	0	0
Pakistan	5370	5814	2420	102	89	98	125	116	114	137	121	111	64	15	
Palestine ****	21	38	27	0	1	0	1	0	4	1	1	0	0	0	
Qatar	7	11	3	0	1	1	0	0	0	0	0	0	1	0	0
Saudi Arabia	227	254	116	9	10	9	14	5	7	6	3	0	0	0	0
Somalia	420	281	132	10	10	5	3	8	7	12	7	8	2	1	
Sudan	442	436	204	5	9	11	12	14	8	7	14	13	5	3	0
Syria ****	306	235	132	3	6	10	3	5	4	7	7	3	3	2	
Tunisia	44	64	40	0	1	2	3	2	1	2	1	2	0		
U.A.E	25	31	20	1	0	0	0	1	1	0	0	1	2	0	0
Yemen	578	537	285	10	11	12	14	9	3	12	16	11	13		
<b>Total EMR</b>	<b>12547</b>	<b>13214</b>	<b>5890</b>	<b>237</b>	<b>252</b>	<b>281</b>	<b>285</b>	<b>263</b>	<b>246</b>	<b>312</b>	<b>291</b>	<b>236</b>	<b>186</b>	<b>79</b>	<b>8</b>

☐ No data = No report received

Table 2: Confirmed polio cases by month of onset

Country	Total year 2014	Total year 2015	12/06		Confirmed polio cases by month of onset											
			2015	2016	July 2015	August 2015	September 2015	October 2015	November 2015	December 2015	January 2016	February 2016	March 2016	April 2016	May 2016	June 2016
Afghanistan	28	20	5	6	1	3	3	4	2	1	1	2	1	1	1	
Bahrain	0	0	0	0	0	0	0	0	0	0	0	0	0		0	
Djibouti	0	0	0	0	0	0	0	0	0	0	0	0	0	0	0	
Egypt	0	0	0	0	0	0	0	0	0	0	0	0	0			
Iran	0	0	0	0	0	0	0	0	0	0	0	0	0	0		
Iraq	2	0	0	0	0	0	0	0	0	0	0	0	0	0		
Jordan ****	0	0	0	0	0	0	0	0	0	0	0	0	0	0		
Kuwait	0	0	0	0	0	0	0	0	0	0	0	0	0			
Lebanon ****	0	0	0	0	0	0	0	0	0	0	0	0	0	0		
Libya	0	0	0	0	0	0	0	0	0	0	0	0	0			
Morocco	0	0	0	0	0	0	0	0	0	0	0	0	0	0		
Oman	0	0	0	0	0	0	0	0	0	0	0	0	0	0	0	
Pakistan	306	54	28	11	0	5	4	4	9	3	2	4	2	3		
Palestine ****	0	0	0	0	0	0	0	0	0	0	0	0	0			
Qatar	0	0	0	0	0	0	0	0	0	0	0	0	0	0	0	
Saudi Arabia	0	0	0	0	0	0	0	0	0	0						
Somalia	5	0	0	0	0	0	0	0	0	0	0	0	0			
Sudan	0	0	0	0	0	0	0	0	0	0	0	0	0	0		
Syria ****	1	0	0	0	0	0	0	0	0	0		0	0	0		
Tunisia	0	0	0	0	0	0	0	0	0	0	0	0	0	0		
U.A.E	0	0	0	0	0	0	0	0	0	0	0	0	0	0		
Yemen	0	0	0	0	0	0	0	0								
<b>Total EMR</b>	<b>342</b>	<b>74</b>	<b>33</b>	<b>17</b>	<b>1</b>	<b>8</b>	<b>7</b>	<b>8</b>	<b>11</b>	<b>4</b>	<b>3</b>	<b>6</b>	<b>3</b>	<b>4</b>	<b>1</b>	<b>0</b>

\*\*\*\* UNRWA cases are included with those of country of residence



Table 3: Investigation of AFP cases with paralysis onset in 2015 & 2016 up to Week (23/16) / Ending on : 12/06/2016)

COUNTRY	2015												2016												Latest line List Date		
	AFP										Specimen	Wild cases ****		AFP										Specimen		Wild cases ****	
	Total AFP cases onset 2015	Case classification					Non polio AFP rate **	AFP cases pending classification > 90 days from onset of paralysis	AFP cases pending classification and lab > 90 days from onset of paralysis	% with *** adequate specimens	Wild P1 Poliovirus	Wild P3 Poliovirus	Total AFP cases onset 2016	Case classification					Annualized Non polio AFP rate **	AFP cases pending classification > 90 days from onset of paralysis	AFP cases pending classification and lab > 90 days from onset of paralysis	% with *** adequate specimens	Wild P1 Poliovirus	Wild P3 Poliovirus			
		Total Confirmed Polio Cases *	Polio Compatible	Pending Classification	Discarded (non polio AFP)	VDPV								Total Confirmed Polio Cases *	Polio Compatible	Pending Classification	Discarded (non polio AFP)	VDPV									
Afghanistan	2738	20	3	0	2715	0	13.8	0	0	93.0	20	0	1219	6	0	181	1032	0	13.7	20	0	91.6	6	0	05/06/2016		
Bahrain	19	0	0	0	19	0	7.0	0	0	94.7	0	0	11	0	0	3	8	0	9.0	0	0	100.0	0	0	05/06/2016		
Djibouti	3	0	0	0	3	0	1.0	0	0	66.7	0	0	3	0	0	2	1	0	2.3	2	0	33.3	0	0	12/06/2016		
Egypt	1046	0	0	0	1045	1	3.0	0	0	94.2	0	0	496	0	0	87	409	0	2.9	1	0	91.3	0	0	09/06/2016		
Iran	780	0	0	0	779	1	4.3	0	0	96.9	0	0	312	0	0	10	302	0	3.7	0	0	94.9	0	0	12/06/2016		
Iraq	520	0	0	0	518	2	3.6	0	0	81.9	0	0	298	0	0	39	258	1	4.6	15	2	82.2	0	0	11/06/2016		
Jordan	90	0	0	0	90	0	3.2	0	0	96.7	0	0	46	0	0	31	15	0	3.7	1	0	97.8	0	0	09/06/2016		
Kuwait	32	0	0	0	32	0	3.7	0	0	96.9	0	0	22	0	0	8	14	0	5.6	0	0	95.5	0	0	05/06/2016		
Lebanon	113	0	0	0	113	0	5.2	0	0	84.1	0	0	44	0	0	8	36	0	5.1	5	0	79.6	0	0	12/06/2016		
Libya	54	0	0	0	54	0	2.6	0	0	94.4	0	0	22	0	0	8	14	0	2.4	1	0	95.5	0	0	31/05/2016		
Morocco	79	0	0	1	78	0	0.8	1	0	57.0	0	0	24	0	0	9	15	0	0.5	5	0	70.8	0	0	20/05/2016		
Oman	39	0	0	0	39	0	4.5	0	0	97.4	0	0	14	0	0	1	13	0	3.6	1	0	92.9	0	0	12/06/2016		
Pakistan	5814	54	9	17	5730	4	7.4	17	0	87.2	54	0	2420	11	0	306	2103	0	6.9	79	4	90.0	11	0	11/06/2016		
Palestine	38	0	0	0	38	0	2.2	0	0	92.1	0	0	27	0	0	8	19	0	3.2	0	0	96.3	0	0	05/06/2016		
Qatar	11	0	0	0	11	0	3.7	0	0	100.0	0	0	3	0	0	3	0	0	2.3	0	0	100.0	0	0	12/06/2016		
Saudi Arabia	254	0	0	0	254	0	2.7	0	0	98.0	0	0	116	0	0	101	15	0	2.7	36	36	100.0	0	0	05/06/2016		
Somalia	281	0	1	0	280	0	4.9	0	0	96.1	0	0	132	0	0	17	115	0	5.1	0	0	100.0	0	0	11/06/2016		
Sudan	436	0	0	0	436	0	2.6	0	0	97.3	0	0	204	0	0	11	193	0	2.7	0	0	98.5	0	0	12/06/2016		
Syria	235	0	0	0	235	0	3.0	0	0	90.2	0	0	132	0	0	14	118	0	3.8	0	0	90.9	0	0	09/06/2016		
Tunisia	64	0	0	0	64	0	2.4	0	0	85.9	0	0	40	0	0	6	34	0	3.4	0	0	87.5	0	0	03/06/2016		
U.A.E	31	0	0	0	31	0	3.0	0	0	90.3	0	0	20	0	0	3	17	0	4.4	0	0	100.0	0	0	12/06/2016		
Yemen	537	0	0	19	518	0	4.1	19	10	90.7	0	0	285	0	0	180	105	0	4.9	59	53	93.7	0	0	04/06/2016		
EMR	13214	74	13	37	13082	8	5.4	37	10	90.2	74	0	5890	17	0	1036	4836	1	5.3	225	95	91.2	17	0			
2014	12546	342	59	0	12116	30	4.9	0	0	90.7	342	0															

\* Confirmed polio cases refer to wild isolation from AFP cases or from contacts of negative index AFP cases

\*\* Non-polio AFP per 100,000 children <15 years

\*\*\* Adequate here refers to two stool specimens collected at least 24 hours apart, within 14 days of paralysis onset

\*\*\*\* AFP cases co infected with P1 and P3 are counted separately as wild isolates



## World Health Organization – Regional Office for Eastern Mediterranean

## AFP SURVEILLANCE

Week 23, ending 12 June 2016

13-Jun-16

Number 923

Table 4: Investigation of contacts of AFP cases with paralysis onset in 2016 up to Week (23/16) / Ending on : (12/06/2016)

Country	No. of AFP cases	No. of eligible AFP cases for contact sampling*	% of eligible AFP cases with contact samplings	% of eligible AFP cases with 3+ contacts	Total number of Contacts**	% of contacts under 5 years	% of contacts with specimens collected within 7 days of notification of index	% Contact specimens in lab within 3 days of collection	% Contact specimens positive for NPEV	% Contact specimens positive for Sabin like virus	No. of contacts positive for wild virus	% of wild polio virus isolation from contacts	No. of Contacts positive for VDPVs	No. of -ve index AFP cases identified positive by contact	No. of district identified infected from contacts
Afghanistan	1219	102	79.4	79.4	496	95.8	64.3	27.4	19.1	9.4	3	0.7		2	1
Bahrain	11	0			0						0			0	0
Djibouti	3	2	50.0	50.0	3	33.3	100.0				0			0	0
Egypt	496	52	57.7	57.7	143	74.1	63.6	94.8	11.3	7.8	0	0.0		0	0
Iran	312	17	64.7	58.8	54	70.4	14.8	79.6	5.6	0.0	0	0.0		0	0
Iraq	298	53	67.9	58.5	394	62.9	18.0	88.3	15.4	4.1	0	0.0		0	0
Jordan	46	1	0.0	0.0	0						0			0	0
Kuwait	22	1	100.0	100.0	31	51.6	74.2	100.0	0.0	0.0	0	0.0		0	0
Lebanon	44	9	11.1	11.1	4	75.0	25.0	0.0	0.0	0.0	0	0.0		0	0
Libya	22	1	0.0	0.0	0						0			0	0
Morocco	24	7	42.9	42.9	13	61.5	69.2	44.4	0.0	0.0	0	0.0		0	0
Oman	14	1	0.0	0.0	11	81.8	100.0	81.8	0.0	0.0	0	0.0		0	0
Pakistan	2420	243	77.8	74.9	663	89.7	60.3	67.8	20.6	7.5	2	0.3		0	0
Palestine	27	1	0.0	0.0	0						0			0	0
Qatar	3	0			0						0			0	0
Saudi Arabia	116	0			0						0			0	0
Somalia	132	0			388	91.8	99.5	41.4	16.1	6.3	0	0.0		0	0
Sudan	204	3	66.7	66.7	77	72.7	53.2	15.6	15.6	0.0	0	0.0		0	0
Syria	132	12	58.3	25.0	298	30.2	87.6	58.0	1.4	0.7	0	0.0		0	0
Tunisia	40	5	20.0	0.0	5	0.0	60.0	100.0	0.0	0.0	0	0.0		0	0
U.A.E.	20	0			0						0			0	0
Yemen	285	18	88.9	72.2	663	59.1	79.6	0.0	14.9	3.9	0	0.0		0	0
<b>Grand Total 2016</b>	<b>5890</b>	<b>528</b>	<b>71.8</b>	<b>67.8</b>	<b>3243</b>	<b>73.8</b>	<b>66.5</b>	<b>54.0</b>	<b>15.1</b>	<b>5.7</b>	<b>5</b>	<b>0.2</b>		<b>2</b>	<b>1</b>
<b>Grand Total 2015</b>	<b>13214</b>	<b>1313</b>	<b>79.5</b>	<b>73.9</b>	<b>7465</b>	<b>74.3</b>	<b>63.7</b>	<b>45.8</b>	<b>17.6</b>	<b>5.0</b>	<b>11</b>	<b>0.2</b>	<b>2</b>	<b>5</b>	<b>3</b>

\* Eligible refers to AFP cases with inadequate stool specimens

\*\* Total number of contacts from eligible AFP cases and from other AFP cases as per with country criteria for contact sampling

## Last wild contacts in EMRO, 01/01/2015 - 12/06/2016

Year	Country	Count of wild contacts	Date of Most Recent stool collection
2015	Afghanistan	9	13/01/2016
	Pakistan	2	27/07/2015
<b>2015 Total</b>		<b>11</b>	<b>13/01/2016</b>
2016	Afghanistan	3	04/04/2016
	Pakistan	2	13/03/2016
<b>2016 Total</b>		<b>5</b>	<b>04/04/2016</b>

## Number and distribution by district of -ve index AFP cases identified as wild positive by contact in EMR, 2015-2016

Year	COUNTRY	PROVINCE	DISTRICT	Count	First case	Last case
2015	AFG	FARAH	GULESTAN	1	23/04/2015	23/04/2015
			BAKWA	1	21/04/2015	21/04/2015
		KANDAHAR	SHAHWALIKOT	1	20/12/2015	20/12/2015
	<b>AFG Total</b>			<b>3</b>	<b>21/04/2015</b>	<b>20/12/2015</b>
	PAK	KHYBER PAKHTOON	PESHAWAR	1	08/06/2015	08/06/2015
			TANK	1	25/01/2015	25/01/2015
	<b>PAK Total</b>			<b>2</b>	<b>25/01/2015</b>	<b>08/06/2015</b>
<b>2015 Total</b>				<b>5</b>	<b>25/01/2015</b>	<b>20/12/2015</b>
2016	AFG	KUNAR	SHIGAL WA SHELTON	1	26/02/2016	26/02/2016
		HILMAND	NAWZAD	1	23/01/2016	23/01/2016
	<b>AFG Total</b>			<b>2</b>	<b>23/01/2016</b>	<b>26/02/2016</b>
<b>2016 Total</b>				<b>2</b>	<b>23/01/2016</b>	<b>26/02/2016</b>



**Table 5: Laboratory investigation of AFP cases with paralysis onset in 2016 up to Week (23/16) / Ending on : (12/06/2016)**

Country	Polio laboratories  Sequencing performed by CDC and RIVM laboratories	AFP cases with specimens	Preliminary virus isolation results of AFP cases						Poliovirus intratypic differentiation results #									Indicators				Latest report Date				
			Referred for ITD		NPEV only	Negative	Pending		Type 1			Type 2			Type 3			Discordant pending sequence	NPEV by PCR	Non-EV	Pending ITD		% specimens positive for NPEV*	% AFP cases with culture results within 14 days	% AFP cases with ITD results within 7 days	% AFP cases with ITD results within 45 days of onset**
			L20B+	L20B+/NPEV			received < / = 14 days	received > 14 days ago	Wild	Sabin	VPV	Wild	Sabin	VPV	Wild	Sabin	VPV									
Afghanistan	RRL Pakistan	1183	105	13	199	764	102		4	63			18			68		2			16%	100%	97%	97%	10/06/2016	
Bahrain	PNL Oman	11	1			10													1	0%	100%		80%	07/06/2016		
Djibouti	NPL Kenya	1			1															100%			100%	12/06/2016		
Egypt***	RRL Egypt	480	20	1	49	377	24	9		5			7			12		2	1	8%	99%	100%	99%	12/06/2016		
Iran	NPL Iran	326	6		9	298	13			5						2				3%	100%	100%	99%	11/06/2016		
Iraq	RRL Egypt	296	11		19	245	20	1		3			9	1		6				11%	100%	100%	92%	09/06/2016		
Jordan	RRL Tunisia	52			3	42	7			2						1				8%	100%	100%	100%	12/06/2016		
Kuwait	RRL Kuwait	28	1			18	1	8											1	0%	89%		83%	05/06/2016		
Lebanon	NPL Jordan	45	2		3	40														6%	100%			12/06/2016		
Libya	RRL Tunisia	24	2			20	2			2										0%	100%	100%	95%	10/06/2016		
Morocco	RRL Tunisia	24	1		1	21	1												1	14%	91%		95%	10/06/2016		
Oman	NPL Oman	15			4	11														14%	100%		100%	07/06/2016		
Pakistan	RRL Pakistan	2555	173	10	454	1695	219		11	90			32			95				17%	100%	100%	98%	10/06/2016		
Palestine & UNRWA		27			1	23		3												4%	40%		100%	05/06/2016		
Qatar	NPL Oman	3				2	1													0%	100%		100%	07/06/2016		
Saudi Arabia	NPL Oman	132	1		1	126	4									1				1%	99%	100%	100%	09/06/2015		
Somalia	NPL Kenya	132	1	8	16	90	3	14		7			8			6				21%	8%		98%	11/06/2016		
Sudan	RRL Egypt	163			22	115		26												16%	100%		100%	15/05/2016		
Syria	RRL Egypt	142	4		2	121	1	14		2						3				2%	100%	100%	100%	02/06/2016		
Tunisia	RRL Tunisia	46			1	40	5													2%	100%		100%	10/06/2016		
U.A.E	NPL Oman	16			1	15														6%	100%		100%	07/06/2016		
Yemen	RRL Egypt	395	13	1	43	158	2	177		6			2			6		1		16%	36%	100%	57%	12/06/2016		
<b>Total EMR 2016</b>		6096	341	33	829	4231	405	252	15	185			76	1		200		2	2	3	4	13%	95%	99%	96%	
<b>Total EMR 2015</b>		12987	740	97	2315	9801		31	69	360			188	8		414		4	31	10	2	16%	92%	99%	94%	

\* Specimens from all sources including non-AFP cases, excluding environmental samples

\*\* This indicator reflects surveillance and laboratory activities



Table 6 (a): Environmental isolate by year and type "EGYPT"

Result	2010	2011	2012	2013	2014	2015	2016
Negative	183	178	196	304	410	412	135
Pending							36
Wild			2				
VDPVP2			7	3	2	3	1
VDPVP1			1		1		
Total	183	178	206	307	413	415	172

Table 6 (b): Environmental Wild/VDPV isolate by site "EGYPT"

YEAR		Province	Site	Count	First date	Last Date
2015	VDPVP2	CAIRO	EL SAFF	1	16/06/2015	16/06/2015
		GIZA	AL WASLA	1	04/02/2015	04/02/2015
		HURGADA	RED SEA	1	26/05/2015	26/05/2015
	VDPVP2 Total			3	04/02/2015	16/06/2015
2016	VDPVP2	SOUTH SINAI	AL-TUR	1	15/03/2016	15/03/2016
	VDPVP2 Total			1	15/03/2016	15/03/2016

Table 7 (a): Environmental isolate by year and type "AFGHANISTAN/PAKISTAN"

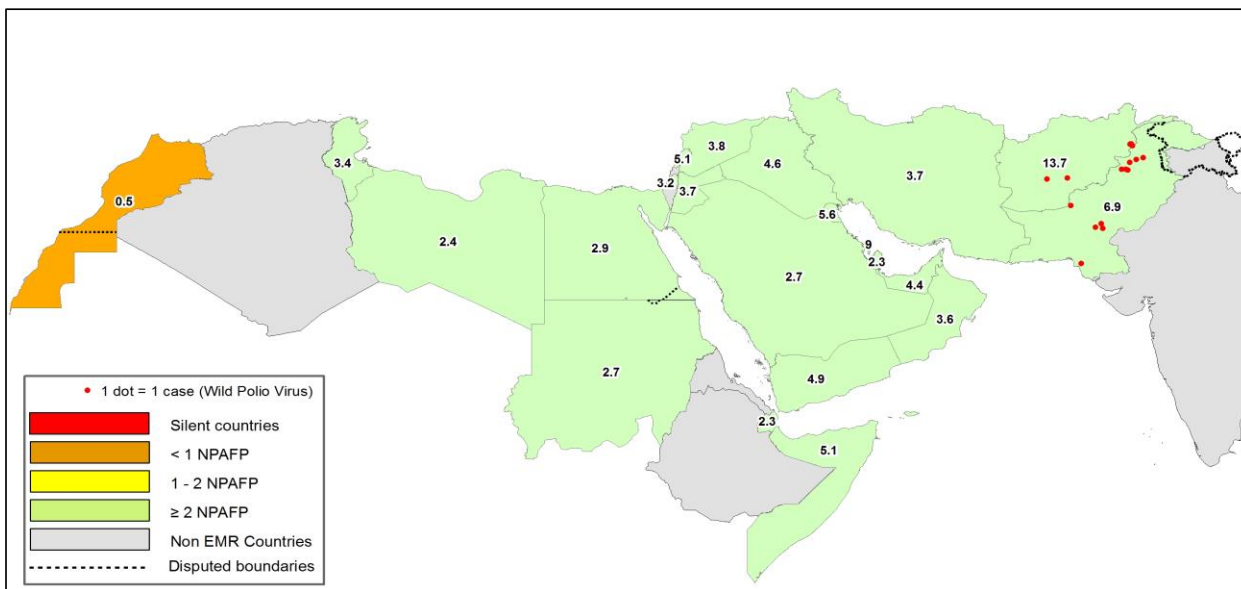
Table 7 (b): Environmental Wild/VDPV isolate by site "AFGHANISTAN/PAKISTAN"

COUNTRY	Status	2009	2010	2011	2012	2013	2014	2015	2016
AFG	Negative					9	78	127	57
	Pending								14
	Wild							17	20
AFG Total						9	95	148	71
PAK	Negative	27	77	68	150	256	236	347	203
	Pending							1	32
	Wild	18	79	136	89	64	125	79	22
	Wild & VDPV2					2	6	5	
	VDPV2						4	8	
PAK Total		45	156	204	239	322	372	439	257

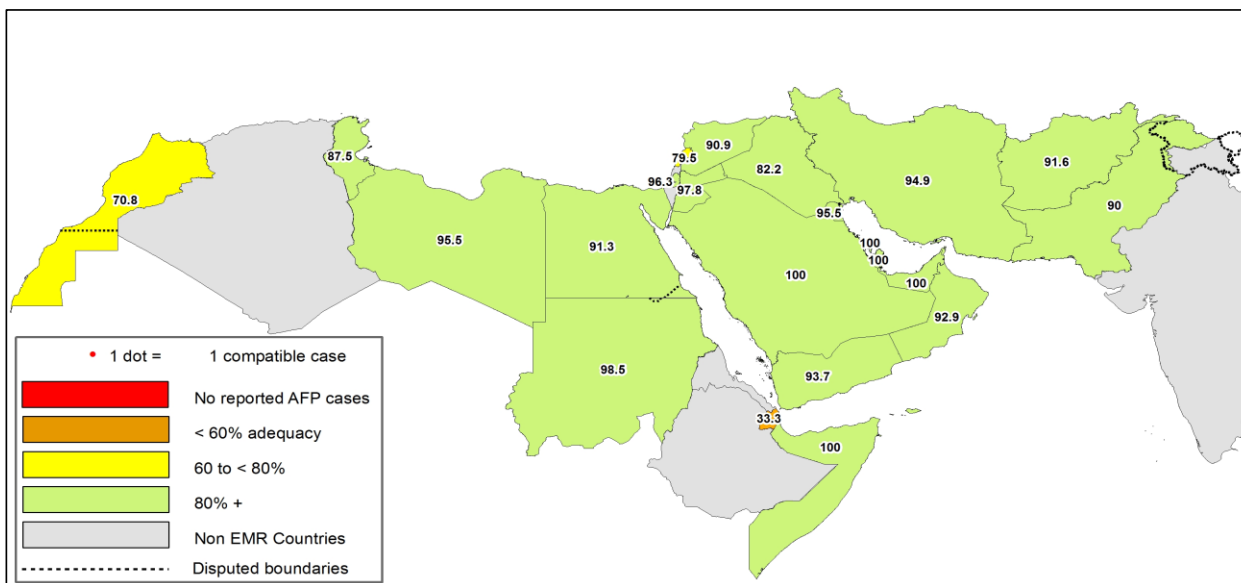
Year	COUNTRY	Status	SITEDIIST	SITENAME	Count	Wild	First date	Last date	
2015	AFG	Wild	KABUL	KARTI NAW	1		27/12/2015	27/12/2015	
			JALALABAD	SANGI QALA	2		23/11/2015	27/12/2015	
				RADOR BRIDGE	2		22/02/2015	21/09/2015	
			LASHKARGAH	BOLAN BRIDGE	3		25/01/2015	25/10/2015	
				RADIO MAHALLIE	4		22/02/2015	25/11/2015	
			ASADABAD	MANDACOOOL	1		25/10/2015	25/10/2015	
			BEHSUD	HADA FARM	1		25/10/2015	25/10/2015	
			NAHR-E-SARAJ	ZARAT BAGH	2		24/01/2015	19/09/2015	
				BARAN SARAI	1		19/09/2015	19/09/2015	
				KHANDAK	2		04/01/2015	26/08/2015	
		RAROBAT	1		26/01/2015	26/01/2015			
	AFG Total					20		04/01/2015	27/12/2015
	PAK	Wild	KHI GADAP TOWN	BALDIA COMPOSITE	2		06/01/2015	04/02/2015	
				SOHRAB GOTH	5		17/08/2015	22/12/2015	
				MACHAR COLONY	6		11/05/2015	12/11/2015	
				KHAMISO GOTH	3		20/01/2015	17/11/2015	
			KHI GULSHAN-E-IQBAL TOWN	CHAKORA NULLA	2		13/01/2015	05/05/2015	
				RASHID MINHAS RD LAY	4		02/03/2015	14/12/2015	
			RAWALPINDI	SAFDAR ABAD	1		10/10/2015	10/10/2015	
				DHOKE DALLAL	4		10/03/2015	14/12/2015	
PESHAWAR			LARA MA	3		03/01/2015	24/08/2015		
			SHAHEEN TOWN	8		10/01/2015	11/12/2015		
			TULSIDAS PUMPING STATION	2		03/02/2015	03/12/2015		
JACOBABAD			SADDAR PUMPING STATION	5		08/01/2015	04/11/2015		
QUETTA			JAM-E-SALFIA	2		12/01/2015	12/10/2015		
			JATAK KILLI & TAKHTHANI BY PASS	6		28/01/2015	28/10/2015		
			SUR PUL	4		20/01/2015	20/09/2015		
LAHORE			MULTAN ROAD STATION	2		19/02/2015	19/06/2015		
			OUTFALL STATION-F	1		12/10/2015	12/10/2015		
			OUTFALL STATION-G	1		12/01/2015	12/01/2015		
SUKKUR	MAKKA PUMPING STATION	2		06/01/2015	04/02/2015				
	MIANI PUMPING STATION	4		05/02/2015	11/09/2015				
MULTAN	ALI TOWN	1		18/08/2015	18/08/2015				
	KOTLA ABDUL FATAH	2		28/07/2015	31/08/2015				
	SURAJ MIANI	1		08/04/2015	08/04/2015				
CDA	SABZI MANDI	2		12/01/2015	17/08/2015				
DIKHAN	MODC DRAIN	2		04/03/2015	04/08/2015				
	ZAFAR ABAD DRAIN	1		05/05/2015	05/05/2015				
KABDULLAH	ARMY KAZIBA	2		01/03/2015	01/06/2015				
	HADI PACKET	1		15/01/2015	15/01/2015				
Wild & VDPV2	QUETTA	JAM-E-SALFIA	2		12/09/2015	12/12/2015			
		JATAK KILLI & TAKHTHANI BY PASS	1		28/03/2015	28/03/2015			
	PESHAWAR	LARA MA	1		26/02/2015	26/02/2015			
	KHI GADAP TOWN	SOHRAB GOTH	1		22/01/2015	22/01/2015			
	KHI GULSHAN-E-IQBAL TOWN	RASHID MINHAS RD LAY	2		08/06/2015	07/07/2015			
VDPV2	LAHORE	OUTFALL STATION-G	1		13/04/2015	13/04/2015			
	KHI GADAP TOWN	SOHRAB GOTH	2		23/02/2015	18/03/2015			
		MACHAR COLONY	3		14/01/2015	16/03/2015			
PAK Total					92		03/01/2015	22/12/2015	
2016	PAK	Wild	PESHAWAR	SHAHEEN TOWN	4		11/01/2016	22/04/2016	
			RAWALPINDI	SAFDAR ABAD	1		14/04/2016	14/04/2016	
			SUKKUR	MAKKA PUMPING STATION	3		12/01/2016	19/03/2016	
			KHI GULSHAN-E-IQBAL TOWN	RASHID MINHAS RD LAY	2		18/01/2016	15/03/2016	
			JACOBABAD	SADDAR PUMPING STATION	2		04/02/2016	10/03/2016	
			KHI GADAP TOWN	SOHRAB GOTH	1		27/01/2016	27/01/2016	
				MACHAR COLONY	2		08/02/2016	09/03/2016	
				KHAMISO GOTH	1		09/02/2016	09/02/2016	
			QUETTA	JAM-E-SALFIA	2		12/02/2016	12/02/2016	
			FAISALABAD	PUMPING STATION 3 ACHIKAIRA	2		03/02/2016	03/02/2016	
			KABDULLAH	HADI PACKET	1		15/01/2016	15/01/2016	
			HYDERABAD	TULSIDAS PUMPING STATION	1		05/01/2016	05/01/2016	
PAK Total					22		05/01/2016	22/04/2016	
Grand Total					134		03/01/2015	22/04/2016	



**Figure 1: Non Polio AFP Rate and Wild Virus in EMR 01/01/2016 - 12/06/2016**



**Figure 2: Percent of AFP cases with Adequate Samples & Compatible Cases in EMR 01/01/2016 - 12/06/2016**



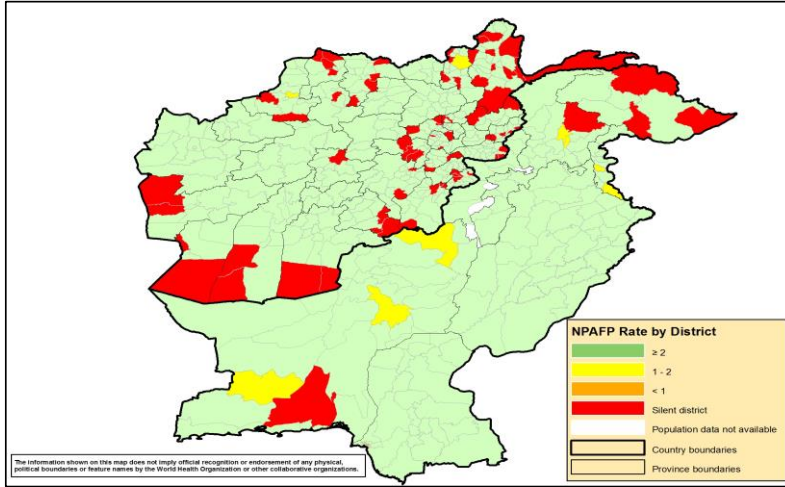
**Table 8: Wild polio cases by country and date of onset of paralysis in EMR, 2015-2016**

Year	COUNTRY	Count	First Case	Last Case
2015	PAK	54	1/3/2015	12/31/2015
	AFG	20	1/21/2015	12/20/2015
2015 Total		74	1/3/2015	12/31/2015
2016	AFG	6	1/23/2016	5/29/2016
	PAK	11	1/17/2016	4/26/2016
2016 Total		17	1/17/2016	5/29/2016

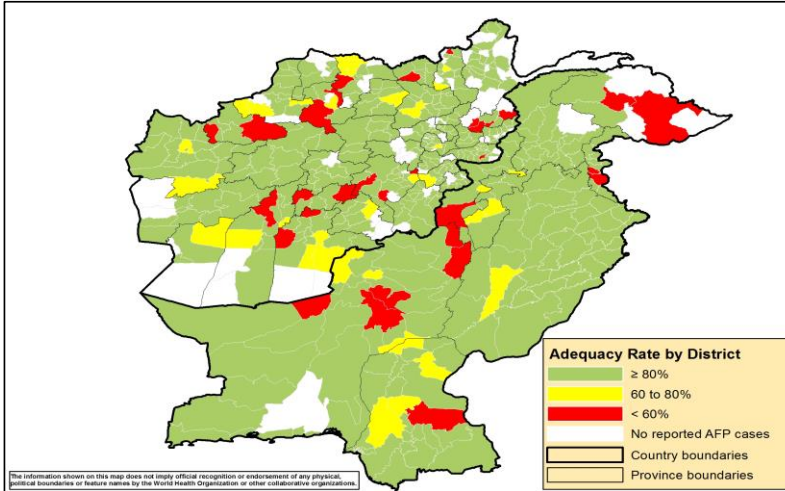
Last reported wild Polio P3 from Pakistan with date of onset 18/04/2012



**Figure 3: Non Polio AFP rate by District in Afghanistan & Pakistan 01/01/2016 - 12/06/2016**

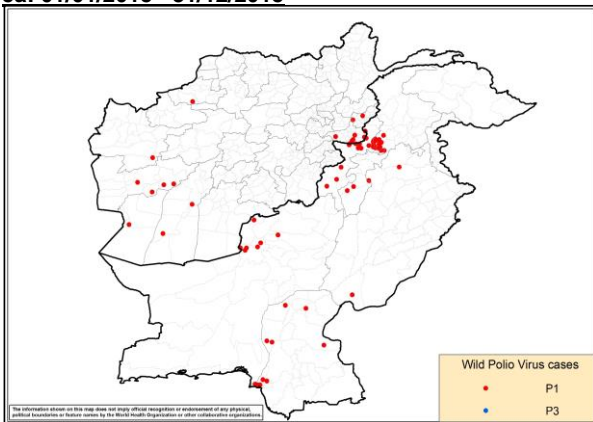


**Figure 4: Percent of AFP cases with Adequate Samples in Afghanistan & Pakistan by District 01/01/2016 - 12/06/2016**

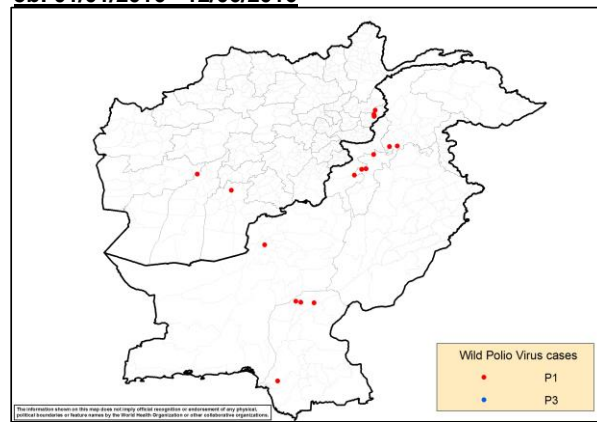


**Figure 5: Wild Virus Cases by Type & District in Afghanistan & Pakistan**

**5a: 01/01/2015 - 31/12/2015**



**5b: 01/01/2016 - 12/06/2016**





**Table 9: Wild Polio cases by district and date of onset of paralysis, Afghanistan 2015-2016**

ONSETYR	PROVINCE	DISTRICT	Count	First case	Last case	
2015	KANDAHAR	SHAHWALIKOT	1	12/20/2015	12/20/2015	
		KUNAR	CHAPADARA	1	11/19/2015	11/19/2015
			DARA-E-PECH	1	11/3/2015	11/3/2015
	NANGARHAR	LALPUR	1	10/27/2015	10/27/2015	
		MUHMAND DARA	1	10/14/2015	10/14/2015	
		SHERZAD	1	9/6/2015	9/6/2015	
		BATIKOT	1	9/4/2015	9/4/2015	
		ACHIN	4	7/14/2015	9/1/2015	
	FARYAB	QAYSAR	1	10/22/2015	10/22/2015	
	HILMAND	NAHR-E-SARAJ	1	10/20/2015	10/20/2015	
		REG	1	1/21/2015	1/21/2015	
	NIMROZ	ZARANJ	1	8/7/2015	8/7/2015	
	HIRAT	SHINDAND	1	6/27/2015	6/27/2015	
	FARAH	BALABULUK		1	6/7/2015	6/7/2015
			2	4/23/2015	5/5/2015	
GULESTAN		1	4/21/2015	4/21/2015		
2015 Total			20	1/21/2015	12/20/2015	
2016	KUNAR	SHIGAL WA SHELTON	4	2/1/2016	5/29/2016	
	KANDAHAR	SHAHWALIKOT	1	4/4/2016	4/4/2016	
	HILMAND	NAWZAD	1	1/23/2016	1/23/2016	
2016 Total			6	1/23/2016	5/29/2016	

**Table 10: Wild Polio cases by district and date of onset of paralysis, Pakistan 2015-2016**

ONSETYR	PROVINCE	DISTRICT	Count	First case	Last case
2015	KHYBER PAKHTOON	PESHAWAR	12	1/17/2015	12/31/2015
		CHARSADA	1	4/20/2015	4/20/2015
		TANK	2	1/3/2015	1/25/2015
		LAKKIMRWT	1	1/7/2015	1/7/2015
		NOWSHERA	1	1/5/2015	1/5/2015
	PUNJAB	RYKHAN	1	12/2/2015	12/2/2015
		CHAKWAL	1	9/11/2015	9/11/2015
	SINDH	KHIBALDIA	2	11/11/2015	11/21/2015
		KHIGIOBAL	1	11/18/2015	11/18/2015
		KHAIRPUR	1	11/2/2015	11/2/2015
		KHIGADAP	2	10/10/2015	11/2/2015
		KHIKAMARI	1	11/1/2015	11/1/2015
		KHIGULBERG	1	9/14/2015	9/14/2015
		DADU	2	2/10/2015	2/19/2015
		SUKKUR	1	2/13/2015	2/13/2015
		KAMBAR	1	1/4/2015	1/4/2015
		BALOCHSTAN	QUETTA	5	2/20/2015
	LORALAI		1	2/9/2015	2/9/2015
	KABDULAH		1	2/3/2015	2/3/2015
	FATA	KHYBER	11	1/5/2015	11/14/2015
		FR PESHAWAR	2	9/14/2015	10/22/2015
		WAZIR-S	2	1/7/2015	5/24/2015
		WAZIR-N	1	5/6/2015	5/6/2015
2015 Total			54	1/3/2015	12/31/2015
2016	KHYBER PAKHTOON	BANNU	3	3/22/2016	4/26/2016
		PESHAWAR	1	2/12/2016	2/12/2016
		HANGU	1	2/9/2016	2/9/2016
		NOWSHERA	1	1/22/2016	1/22/2016
	SINDH	SHIKARPUR	2	3/5/2016	4/12/2016
		JACOBABAD	1	2/10/2016	2/10/2016
	BALOCHSTAN	QUETTA	1	1/17/2016	1/17/2016
2016 Total			11	1/17/2016	4/26/2016



