



AFP SURVEILLANCE

8-Aug-16

Week 31, ending 7 August 2016

Number 931

Table 1: Acute Flaccid Paralysis (AFP) cases by week of onset

Country	Reported AFP cases by week of onset - Week (31/16) / Ending on : 07/08/2016														
	Total AFP 2014	Total AFP 2015	Total AFP to date, 2016	W20 22 May 16	W21 29 May 16	W22 05 Jun 16	W23 12 Jun 16	W24 19 Jun 16	W25 26 Jun 16	W26 03 Jul 16	W27 10 Jul 16	W28 17 Jul 16	W29 24 Jul 16	W30 31 Jul 16	W31 07 Aug 16
Afghanistan	2421	2738	1735	52	63	54	65	56	64	63	61	63	44	61	11
Bahrain	16	19	11	0	0	0	0	0	0	0	0	0	0	0	0
Djibouti	3	3	3	0	0	0	0	0	0	0	0	0	0	0	0
Egypt	1000	1046	613	20	21	20	12	15	18	8	17	12	22	11	
Iran	753	780	447	14	16	15	16	22	14	8	16	17	12	1	
Iraq	590	520	358	7	6	9	2	16	6	6	7	9	8	0	
Jordan ****	62	90	65	3	5	4	4	1	2	1	2	1	1	3	2
Kuwait	32	32	24	0	1	0	0	0	0	1	1	0	0	0	0
Lebanon ****	50	113	59	0	1	1	0	0	2	3	2	1	3	3	
Libya	43	54	31	0	0	1	1	3	1	0	0	0	0	0	
Morocco	103	79	37	2	2	2	1	0	1	2	2	0	0	1	
Oman	34	39	19	0	2	0	0	0	1	1	1	0	0	0	
Pakistan	5370	5814	3629	151	122	134	141	145	125	120	123	109	120	26	
Palestine ****	21	38	31	0	0	2	0	0	0	0	1	0	0	1	0
Qatar	7	11	4	0	1	0	1	0	0	0	0	0	0	0	0
Saudi Arabia	227	254	151	3	3	4	6	3	2	0	0	1	2	0	0
Somalia	420	281	184	10	3	12	1	5	14	2	3	2	7	3	
Sudan	442	436	292	13	7	6	9	11	13	8	9	12	15	6	0
Syria ****	306	235	159	4	3	2	3	3	2	4	2	2	3	6	
Tunisia	44	64	51	3	0	3	0	1	1	0	0	4	0	0	
U.A.E	25	31	23	1	2	0	1	1	0	0	0	0	1	0	0
Yemen	578	537	432	16	29	15	11	18	17	7	14	13	20	9	
Total EMR	12547	13214	8358	299	287	284	274	300	283	234	261	246	258	131	13

☐ No data = No report received

Table 2: Confirmed polio cases by month of onset

Country	Total year 2014	Total year 2015	07/08		Confirmed polio cases by month of onset											
			2015	2016	September 2015	October 2015	November 2015	December 2015	January 2016	February 2016	March 2016	April 2016	May 2016	June 2016	July 2016	August 2016
Afghanistan	28	20	9	6	3	4	2	1	1	2	1	1	1			
Bahrain	0	0	0	0	0	0	0	0	0	0	0	0	0	0	0	
Djibouti	0	0	0	0	0	0	0	0	0	0	0	0	0	0	0	
Egypt	0	0	0	0	0	0	0	0	0	0	0	0	0	0	0	
Iran	0	0	0	0	0	0	0	0	0	0	0	0	0	0	0	
Iraq	2	0	0	0	0	0	0	0	0	0	0	0	0	0	0	
Jordan ****	0	0	0	0	0	0	0	0	0	0	0	0	0	0	0	
Kuwait	0	0	0	0	0	0	0	0	0	0	0	0	0	0	0	
Lebanon ****	0	0	0	0	0	0	0	0	0	0	0	0	0	0	0	
Libya	0	0	0	0	0	0	0	0	0	0	0	0	0	0	0	
Morocco	0	0	0	0	0	0	0	0	0	0	0	0	0	0	0	
Oman	0	0	0	0	0	0	0	0	0	0	0	0	0	0	0	
Pakistan	306	54	29	13	4	4	9	3	2	4	2	3		2		
Palestine ****	0	0	0	0	0	0	0	0	0	0	0	0	0	0	0	
Qatar	0	0	0	0	0	0	0	0	0	0	0	0	0	0	0	
Saudi Arabia	0	0	0	0	0	0	0	0	0	0	0	0	0	0	0	
Somalia	5	0	0	0	0	0	0	0	0	0	0	0	0	0	0	
Sudan	0	0	0	0	0	0	0	0	0	0	0	0	0	0	0	
Syria ****	1	0	0	0	0	0	0	0	0	0	0	0	0	0	0	
Tunisia	0	0	0	0	0	0	0	0	0	0	0	0	0	0	0	
U.A.E	0	0	0	0	0	0	0	0	0	0	0	0	0	0	0	
Yemen	0	0	0	0	0	0	0	0	0	0	0	0	0	0	0	
Total EMR	342	74	38	19	7	8	11	4	3	6	3	4	1	2	0	0

**** UNRWA cases are included with those of country of residence



Table 3: Investigation of AFP cases with paralysis onset in 2015 & 2016 up to Week (31/16) / Ending on : 07/08/2016)

COUNTRY	2015												2016												Latest line List Date
	AFP									Specimen	Wild cases ****		AFP									Specimen	Wild cases ****		
	Total AFP cases onset 2015	Case classification					Non polio AFP rate **	AFP cases pending classification > 90 days from onset of paralysis	AFP cases pending classification and lab > 90 days from onset of paralysis	% with *** adequate specimens	Wild P1 Poliovirus	Wild P3 Poliovirus	Total AFP cases onset 2016	Case classification					Annualized Non polio AFP rate **	AFP cases pending classification > 90 days from onset of paralysis	AFP cases pending classification and lab > 90 days from onset of paralysis	% with *** adequate specimens	Wild P1 Poliovirus	Wild P3 Poliovirus	
		Total Confirmed Polio Cases *	Polio Compatible	Pending Classification	Discarded (non polio AFP)	VDPV								Total Confirmed Polio Cases *	Polio Compatible	Pending Classification	Discarded (non polio AFP)	VDPV							
Afghanistan	2738	20	3	0	2715	0	13.8	0	0	93.0	20	0	1735	6	0	201	1528	0	14.5	17	0	92.3	6	0	07/08/2016
Bahrain	19	0	0	0	19	0	7.0	0	0	94.7	0	0	11	0	0	0	11	0	6.7	0	0	100.0	0	0	07/08/2016
Djibouti	3	0	0	0	3	0	1.0	0	0	66.7	0	0	3	0	0	2	1	0	1.7	2	0	33.3	0	0	03/07/2016
Egypt	1046	0	0	0	1045	1	3.0	0	0	94.2	0	0	613	0	0	63	550	0	2.7	3	1	92.3	0	0	04/08/2016
Iran	780	0	0	0	779	1	4.3	0	0	96.9	0	0	447	0	0	36	411	0	4.0	0	0	95.7	0	0	06/08/2016
Iraq	520	0	0	0	518	2	3.6	0	0	81.9	0	0	358	0	0	38	319	1	4.1	14	1	81.6	0	0	06/08/2016
Jordan	90	0	0	0	90	0	3.2	0	0	96.7	0	0	65	0	0	24	41	0	3.9	0	0	95.4	0	0	07/08/2016
Kuwait	32	0	0	0	32	0	3.7	0	0	96.9	0	0	24	0	0	1	23	0	4.6	0	0	91.7	0	0	07/08/2016
Lebanon	113	0	0	0	113	0	5.2	0	0	84.1	0	0	59	0	0	13	46	0	5.1	6	0	78.0	0	0	06/08/2016
Libya	54	0	0	0	54	0	2.6	0	0	94.4	0	0	31	0	0	2	29	0	2.5	1	0	93.5	0	0	06/08/2016
Morocco	79	0	0	1	78	0	0.8	1	0	57.0	0	0	37	0	0	17	20	0	0.6	7	1	62.2	0	0	29/07/2016
Oman	39	0	0	0	39	0	4.5	0	0	97.4	0	0	19	0	0	3	16	0	3.6	0	0	94.7	0	0	01/08/2016
Pakistan	5814	54	10	1	5745	4	7.4	1	0	87.2	54	0	3629	13	0	362	3254	0	7.7	51	3	89.8	13	0	06/08/2016
Palestine	38	0	0	0	38	0	2.2	0	0	92.1	0	0	31	0	0	3	28	0	2.7	0	0	96.8	0	0	07/08/2016
Qatar	11	0	0	0	11	0	3.7	0	0	100.0	0	0	4	0	0	1	3	0	2.2	0	0	100.0	0	0	07/08/2016
Saudi Arabia	254	0	0	0	254	0	2.7	0	0	98.0	0	0	151	0	0	46	105	0	2.6	20	20	97.4	0	0	07/08/2016
Somalia	281	0	1	0	280	0	4.9	0	0	96.1	0	0	184	0	0	12	172	0	5.3	0	0	98.9	0	0	06/08/2016
Sudan	436	0	0	0	436	0	2.6	0	0	97.2	0	0	292	0	0	24	268	0	2.8	0	0	97.9	0	0	07/08/2016
Syria	235	0	0	0	235	0	3.0	0	0	90.2	0	0	159	0	0	19	140	0	3.4	0	0	88.1	0	0	06/08/2016
Tunisia	64	0	0	0	64	0	2.4	0	0	85.9	0	0	51	0	0	10	41	0	3.2	0	0	88.2	0	0	05/08/2016
U.A.E	31	0	0	0	31	0	3.0	0	0	90.3	0	0	23	0	0	1	22	0	3.8	0	0	100.0	0	0	07/08/2016
Yemen	537	0	0	18	519	0	4.1	18	10	90.7	0	0	432	0	0	187	245	0	5.5	70	61	91.9	0	0	06/08/2016
EMR	13214	74	14	20	13098	8	5.4	20	10	90.2	74	0	8358	19	0	1065	7273	1	5.6	191	87	91.1	19	0	
2014	12546	342	59	0	12116	30	4.9	0	0	90.7	342	0													

* Confirmed polio cases refer to wild isolation from AFP cases or from contacts of negative index AFP cases

** Non-polio AFP per 100,000 children <15 years

*** Adequate here refers to two stool specimens collected at least 24 hours apart, within 14 days of paralysis onset

**** AFP cases co infected with P1 and P3 are counted separately as wild isolates



World Health Organization – Regional Office for Eastern Mediterranean

AFP SURVEILLANCE

Week 31, ending 7 August 2016

8-Aug-16

Number 931

Table 4: Investigation of contacts of AFP cases with paralysis onset in 2016 up to Week (31/16) / Ending on : (07/08/2016)

Country	No. of AFP cases	No. of eligible AFP cases for contact sampling*	% of eligible AFP cases with contact samplings	% of eligible AFP cases with 3+ contacts	Total number of Contacts**	% of contacts under 5 years	% of contacts with specimens collected within 7 days of notification of index	% Contact specimens in lab within 3 days of collection	% Contact specimens positive for NPEV	% Contact specimens positive for Sabin like virus	No. of contacts positive for wild virus	% of wild polio virus isolation from contacts	No. of Contacts positive for VDPVs	No. of -ve index AFP cases identified positive by contact	No. of district identified infected from contacts
Afghanistan	1735	134	87.3	87.3	756	96.4	64.6	27.2	23.0	8.6	3	0.4		2	1
Bahrain	11	0			0						0			0	0
Djibouti	3	2	50.0	50.0	3	33.3	100.0				0			0	0
Egypt	613	56	62.5	62.5	176	75.6	63.1	96.3	12.5	6.3	0	0.0		0	0
Iran	447	21	71.4	61.9	97	64.9	35.1	84.5	3.1	0.0	0	0.0		0	0
Iraq	358	66	68.2	59.1	449	62.1	19.2	88.8	16.3	5.6	0	0.0		0	0
Jordan	65	3	0.0	0.0	0						0			0	0
Kuwait	24	2	100.0	100.0	44	52.3	72.7	100.0	0.0	0.0	0	0.0		0	0
Lebanon	59	13	7.7	7.7	4	75.0	25.0	0.0	0.0	0.0	0	0.0		0	0
Libya	31	2	0.0	0.0	0						0			0	0
Morocco	31	11	36.4	36.4	22	59.1	40.9	40.9	9.1	0.0	0	0.0		0	0
Oman	19	1	0.0	0.0	22	86.4	68.2	86.4	0.0	4.5	0	0.0		0	0
Pakistan	3629	370	79.7	77.6	1026	87.9	63.0	68.3	21.7	6.9	3	0.3		0	0
Palestine	31	1	0.0	0.0	0						0			0	0
Qatar	4	0			0						0			0	0
Saudi Arabia	151	4	0.0	0.0	0						0			0	0
Somalia	184	2	100.0	100.0	542	92.6	99.4	38.2	15.7	4.4	0	0.0		0	0
Sudan	292	6	50.0	50.0	100	77.0	54.0	18.0	18.0	0.0	0	0.0		0	0
Syria	159	19	57.9	21.1	344	28.2	87.8	60.1	2.5	0.9	0	0.0		0	0
Tunisia	51	6	16.7	0.0	6	0.0	50.0	100.0	0.0	0.0	0	0.0		0	0
U.A.E.	23	0			0						0			0	0
Yemen	432	35	88.6	74.3	948	59.5	78.0	1.8	15.1	3.6	0	0.0		0	0
Grand Total 2016	8352	754	74.7	70.8	4539	75.0	67.5	49.7	16.6	5.3	6	0.2		2	1
Grand Total 2015	13214	1314	79.5	73.8	7465	74.3	63.8	45.8	17.6	5.0	11	0.2	2	5	3

* Eligible refers to AFP cases with inadequate stool specimens

** Total number of contacts from eligible AFP cases and from other AFP cases as per with country criteria for contact sampling

Last wild contacts in EMRO, 01/01/2015 - 07/08/2016

Year	Country	Count of wild contacts	Date of Most Recent stool collection
2015	Afghanistan	9	1/13/2016
	Pakistan	2	7/27/2015
2015 Total		11	1/13/2016
2016	Pakistan	3	6/15/2016
	Afghanistan	3	4/4/2016
2016 Total		6	6/15/2016

Number and distribution by district of -ve index AFP cases identified as wild positive by contact in EMR, 2015-2016

Year	COUNTRY	PROVINCE	DISTRICT	Count	First case	Last case
2015	AFG	FARAH	GULESTAN	1	23/04/2015	23/04/2015
			BAKWA	1	21/04/2015	21/04/2015
		KANDAHAR	SHAHWALIKOT	1	20/12/2015	20/12/2015
	AFG Total			3	21/04/2015	20/12/2015
	PAK	KHYBER PAKHTOON	PESHAWAR	1	08/06/2015	08/06/2015
			TANK	1	25/01/2015	25/01/2015
	PAK Total			2	25/01/2015	08/06/2015
2015 Total				5	25/01/2015	20/12/2015
2016	AFG	KUNAR	SHIGAL WA SHELTRAN	1	26/02/2016	26/02/2016
		HILMAND	NAWZAD	1	23/01/2016	23/01/2016
	AFG Total			2	23/01/2016	26/02/2016
2016 Total				2	23/01/2016	26/02/2016



Table 5: Laboratory investigation of AFP cases with paralysis onset in 2016 up to Week (31/16) / Ending on : (07/08/2016)

Country	Polio laboratories Sequencing performed by CDC and RIVM laboratories	AFP cases with specimens	Preliminary virus isolation results of AFP cases						Poliovirus intratypic differentiation results #										Indicators				Latest report Date				
			Referred for ITD		NPEV only	Negative	Pending		Type 1			Type 2			Type 3			Discordant pending sequence	NPEV by PCR	Non-EV	Pending ITD	% specimens positive for NPEV*		% AFP cases with culture results within 14 days	% AFP cases with ITD results within 7 days	% AFP cases with ITD results within 45 days of onset**	
			L20B+	L20B+/NPEV			received < / = 14 days	received > 14 days ago	Wild	Sabin	VPV	Wild	Sabin	VPV	Wild	Sabin	VPV										
Afghanistan	RRL Pakistan	1671	129	16	346	1104	76		4	72			18			90			2			1	19%	95%	98%	97%	06/08/2016
Bahrain	PNL Oman	11	1			10															1	0%	100%		80%	08/08/2016	
Djibouti	NPL Kenya	1			1																		100%		100%	03/07/2016	
Egypt***	RRL Egypt	587	20	1	72	461	10	23		5			7			12			1		2	1	10%	99%	100%	99%	07/08/2016
Iran	NPL Iran	452	6		12	417	16	1		5						2			1				3%	100%	100%	99%	06/08/2016
Iraq	RRL Egypt	350	11		27	290	15	7		3			9	1		6							12%	100%	100%	92%	04/08/2016
Jordan	RRL Tunisia	66			8	55	3			2						1							12%	98%	100%	100%	07/08/2016
Kuwait	RRL Kuwait	28	1			18		9													1	0%	89%		83%	05/06/2016	
Lebanon	NPL Jordan	59	2		4	49	3	2															7%	100%			07/08/2016
Libya	RRL Tunisia	31	2			27	2			2													0%	100%	100%	97%	05/08/2016
Morocco	RRL Tunisia	33	1		1	30	1														1	11%	94%		94%	05/08/2016	
Oman	NPL Oman	24			6	17	1																16%	100%		100%	08/08/2016
Pakistan	RRL Pakistan	3736	223	12	741	2475	283		13	119			32			129			1				18%	98%	99%	97%	06/08/2016
Palestine & UNRWA		31			3	27	1																10%	43%		100%	07/08/2016
Qatar	NPL Oman	4			1	3																	25%	100%		100%	08/08/2016
Saudi Arabia	NPL Oman	133	1		1	127		4								1							1%	99%	100%	80%	09/06/2015
Somalia	NPL Kenya	184	2	11	29	130	9	3		8			9			10							23%	8%		98%	06/08/2016
Sudan	RRL Egypt	278			38	202	9	29															16%	87%		100%	01/08/2016
Syria	RRL Egypt	149	5		4	130	2	8		2						3			1				3%	100%	100%	100%	16/06/2016
Tunisia	RRL Tunisia	54			1	52	1																1%	100%		98%	05/08/2016
U.A.E	NPL Oman	21			2	19																	7%	100%		100%	08/08/2016
Yemen	RRL Egypt	662	22	1	94	311	27	207		8			4			10					1	1	19%	34%	100%	61%	07/08/2016
Total EMR 2016		8565	426	41	1391	5954	459	293	17	226			79	1		264			3	3	3	6	15%	92%	99%	95%	
Total EMR 2015		12988	741	97	2315	9802		30	69	361			188	8		414			4	31	10	2	16%	92%	99%	94%	

* Specimens from all sources including non-AFP cases, excluding environmental samples

** This indicator reflects surveillance and laboratory activities



Table 6 (a): Environmental isolate by year and type "EGYPT"

Result	2010	2011	2012	2013	2014	2015	2016
Negative	183	178	196	304	410	412	286
Pending							21
Wild			2				
VDPVP2			7	3	2	3	1
VDPVP1			1		1		
Total	183	178	206	307	413	415	308

Table 6 (b): Environmental Wild/VDPV isolate by site "EGYPT"

YEAR	Province	Site	Count	First date	Last Date
2015	VDPVP2	CAIRO	1	16/06/2015	16/06/2015
		GIZA	1	04/02/2015	04/02/2015
		HURGADA	1	26/05/2015	26/05/2015
	VDPVP2 Total		3	04/02/2015	16/06/2015
2016	VDPVP2	SOUTH SINAI	1	15/03/2016	15/03/2016
VDPVP2 Total		1	15/03/2016	15/03/2016	

Table 7 (a): Environmental isolate by year and type "AFGHANISTAN/PAKISTAN"

COUNTRY	Status	2009	2010	2011	2012	2013	2014	2015	2016
AFG	Negative					9	78	127	84
	Pending							1	14
	Wild						17	20	
AFG Total						9	95	148	98
PAK	Negative	27	77	68	150	256	236	347	299
	Pending						1		25
	Wild	18	79	136	89	64	125	79	27
	Wild & VDPV2					2	6	5	
PAK Total		45	156	204	239	322	372	439	352

Table 7 (b): Environmental Wild/VDPV isolate by site "AFGHANISTAN/PAKISTAN"

Year	COUNTRY	Status	SITEDIST	SITENAME	Count	Wild	First date	Last date
2015	AFG	Wild	KABUL	KARTI NAW	1		27/12/2015	27/12/2015
			JALALABAD	SANGI QALA	2		23/11/2015	27/12/2015
			LASHKARGAH	RADOR BRIDGE	2		22/02/2015	21/09/2015
			ASADABAD	BOLAN BRIDGE	3		25/01/2015	25/10/2015
			BEHSUD	RADIO MAHALLIE	4		22/02/2015	25/11/2015
			NAHR-E-SARAJ	MANDACOO	1		25/10/2015	25/10/2015
			KANDAHAR	HADA FARM	1		25/10/2015	25/10/2015
				ZARAT BAGH	2		24/01/2015	19/09/2015
				BARAN SARAI	1		19/09/2015	19/09/2015
				KHANDAK	2		04/01/2015	26/08/2015
	AFG Total				20		04/01/2015	27/12/2015
	PAK	Wild	KHI.GADAP TOWN	BALDIA COMPOSITE	2		06/01/2015	04/02/2015
				SOHRAB GOTH	5		17/08/2015	22/12/2015
				MACHAR COLONY	6		11/05/2015	12/11/2015
				KHAMISO GOTH	3		20/01/2015	17/11/2015
				CHAKORA NULLA	2		13/01/2015	05/05/2015
				RASHID MINHAS RD LAY	4		02/03/2015	14/12/2015
			RAWALPINDI	SAFDAR ABAD	1		10/10/2015	10/10/2015
				DHOKE DALLAL	4		10/03/2015	14/12/2015
			PESHAWAR	LARA MA	3		03/01/2015	24/08/2015
			SHAHEEN TOWN	8		10/01/2015	11/12/2015	
	TULSIDAS PUMPING STATION	2		03/02/2015	03/12/2015			
JACOBABAD	SADDAR PUMPING STATION	5		08/01/2015	04/11/2015			
QUETTA	JAM-E-SALFIA	2		12/01/2015	12/10/2015			
	JATAK KILLI & TAKHTHANI BY PASS	6		28/01/2015	28/10/2015			
	SUR PUL	4		20/01/2015	20/09/2015			
LAHORE	MULTAN ROAD STATION	2		19/02/2015	19/06/2015			
	OUTFALL STATION-F	1		12/10/2015	12/10/2015			
	OUTFALL STATION-G	1		12/01/2015	12/01/2015			
SUKKUR	MAKKA PUMPING STATION	2		06/01/2015	04/02/2015			
	MIANI PUMPING STATION	4		05/02/2015	11/09/2015			
MULTAN	ALI TOWN	1		18/08/2015	18/08/2015			
	KOTLA ABDUL FATAH	2		28/07/2015	31/08/2015			
	SURAJ MIANI	1		08/04/2015	08/04/2015			
CDA	SABZI MANDI	2		12/01/2015	17/08/2015			
DIKHAN	MODC DRAIN	2		04/03/2015	04/08/2015			
	ZAFAR ABAD DRAIN	1		05/05/2015	05/05/2015			
KABDULLAH	ARMY KAZIBA	2		01/03/2015	01/06/2015			
	HADI PACKET	1		15/01/2015	15/01/2015			
	JAM-E-SALFIA	2		12/09/2015	12/12/2015			
	JATAK KILLI & TAKHTHANI BY PASS	1		28/03/2015	28/03/2015			
	LARA MA	1		26/02/2015	26/02/2015			
	SOHRAB GOTH	1		22/01/2015	22/01/2015			
	RASHID MINHAS RD LAY	2		08/06/2015	07/07/2015			
LAHORE	OUTFALL STATION-G	1		13/04/2015	13/04/2015			
	SOHRAB GOTH	2		23/02/2015	18/03/2015			
	MACHAR COLONY	3		14/01/2015	16/03/2015			
PAK Total				92		03/01/2015	22/12/2015	
2016	PAK	Wild	KHI.GADAP TOWN	BALDIA COMPOSITE	1		14/07/2016	14/07/2016
				SOHRAB GOTH	1		27/01/2016	27/01/2016
				MACHAR COLONY	2		08/02/2016	09/03/2016
				KHAMISO GOTH	1		09/02/2016	09/02/2016
			PESHAWAR	SHAHEEN TOWN	6		11/01/2016	11/07/2016
			FAISALABAD	PUMPING STATION 3 ACHIKAIRA	3		03/02/2016	02/07/2016
			DERA GHAZI KHAN	MAIN DISPOSAL	1		12/05/2016	12/05/2016
			RAWALPINDI	SAFDAR ABAD	1		14/04/2016	14/04/2016
			SUKKUR	MAKKA PUMPING STATION	3		12/01/2016	19/03/2016
				RASHID MINHAS RD LAY	2		18/01/2016	15/03/2016
JACOBABAD	SADDAR PUMPING STATION	2		04/02/2016	10/03/2016			
QUETTA	JAM-E-SALFIA	2		12/02/2016	12/02/2016			
KABDULLAH	HADI PACKET	1		15/01/2016	15/01/2016			
HYDERABAD	TULSIDAS PUMPING STATION	1		05/01/2016	05/01/2016			
	SUR PUL	1		20/06/2016	20/06/2016			
PAK Total				28		05/01/2016	14/07/2016	
Grand Total				140		03/01/2015	14/07/2016	



Figure 1: Non Polio AFP Rate and Wild Virus in EMR 01/01/2016 - 07/08/2016

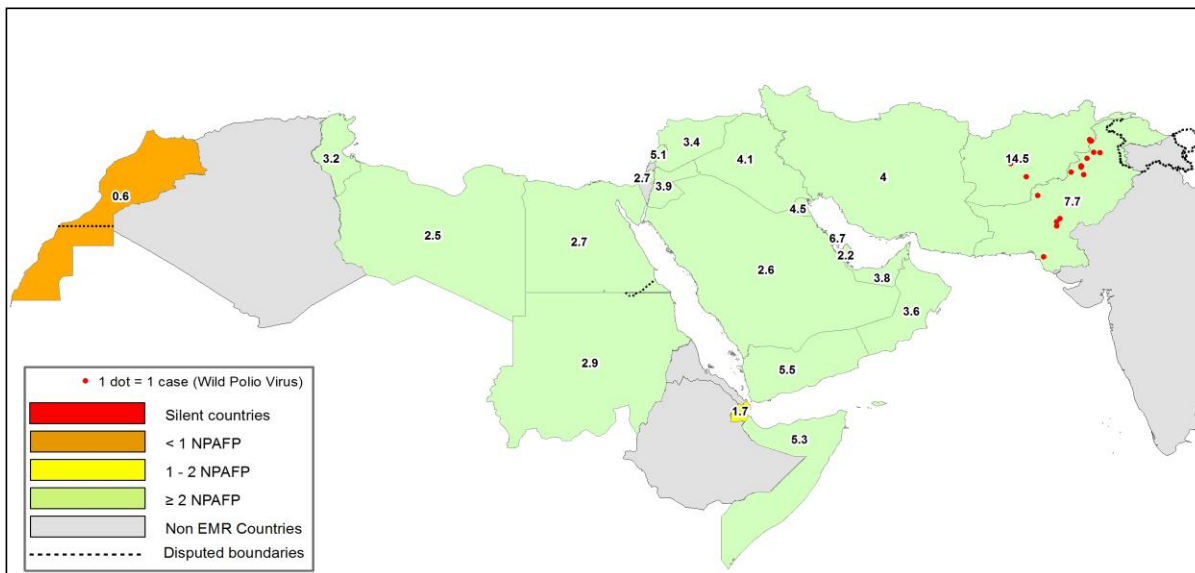


Figure 2: Percent of AFP cases with Adequate Samples & Compatible Cases in EMR 01/01/2016 - 07/08/2016

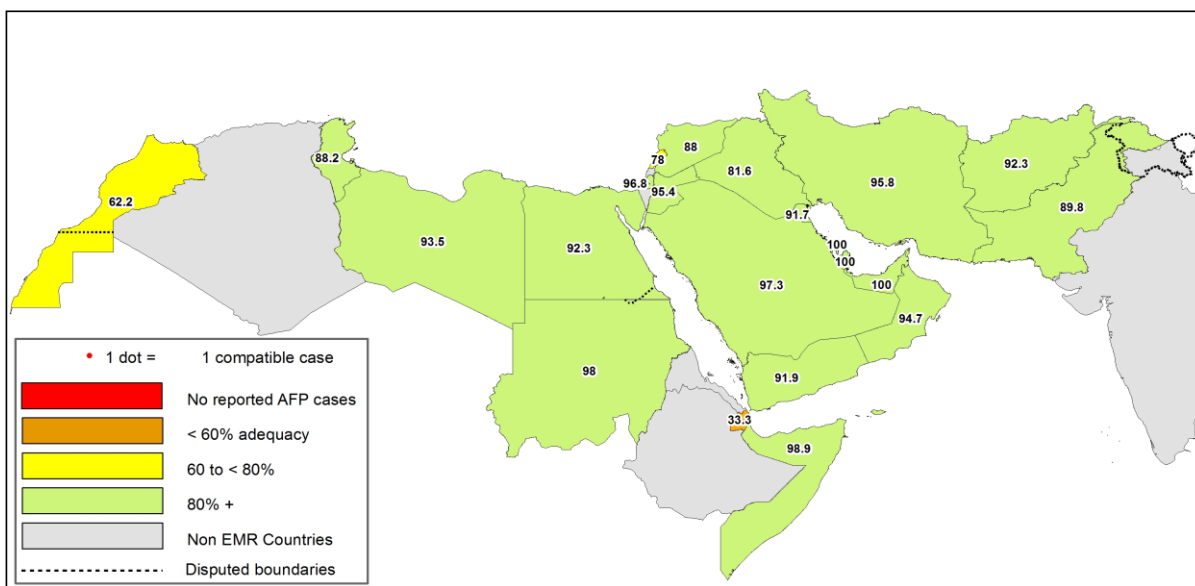


Table 8: Wild polio cases by country and date of onset of paralysis in EMR, 2015-2016

Year	COUNTRY	Count	First Case	Last Case
2015	PAK	54	03-01-15	31-12-15
	AFG	20	21-01-15	20-12-15
2015 Total		74	03-01-15	31-12-15
2016	PAK	13	17-01-16	18-06-16
	AFG	6	23-01-16	29-05-16
2016 Total		19	17-01-16	18-06-16

Last reported wild Polio P3 from Pakistan with date of onset 18/04/2012



Figure 3: Non Polio AFP rate by District in Afghanistan & Pakistan 01/01/2016 - 07/08/2016

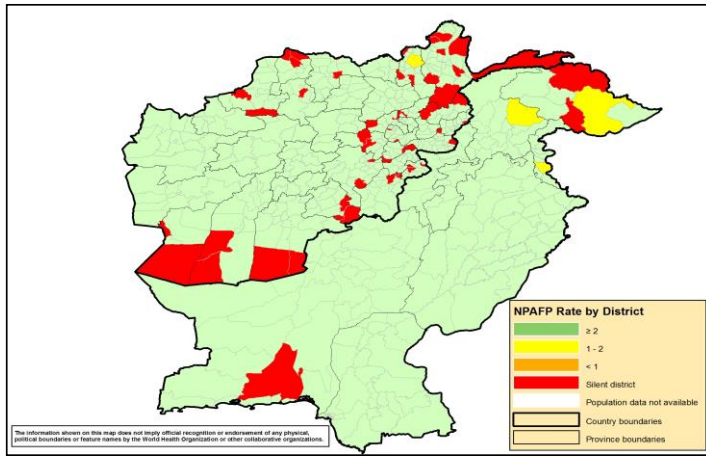


Figure 4: Percent of AFP cases with Adequate Samples in Afghanistan & Pakistan by District 01/01/2016 - 07/08/2016

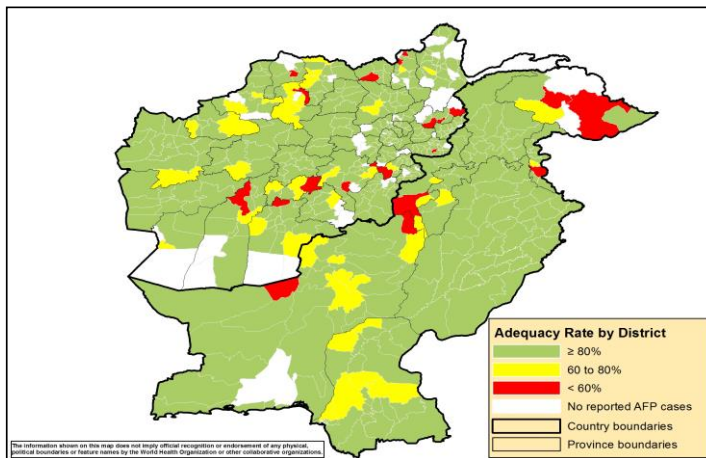
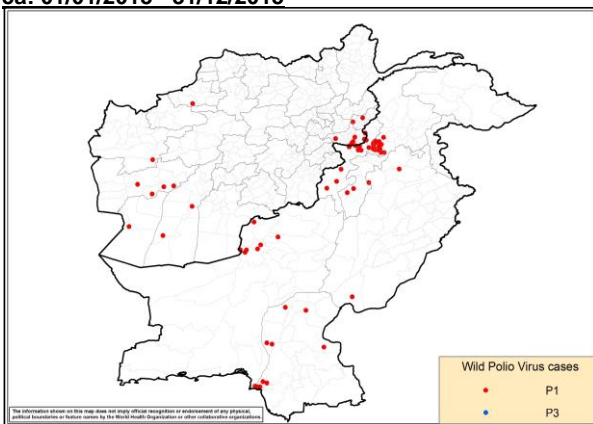
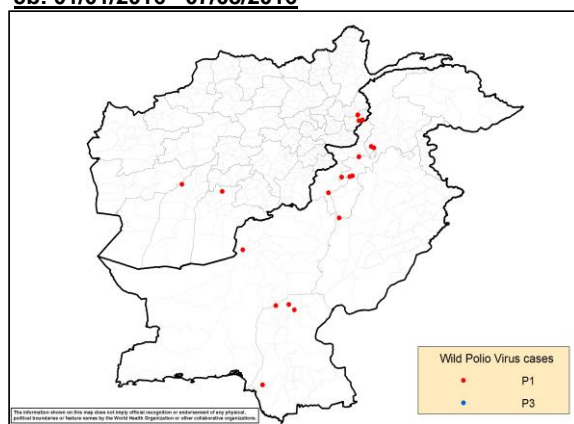


Figure 5: Wild Virus Cases by Type & District in Afghanistan & Pakistan

5a: 01/01/2015 - 31/12/2015



5b: 01/01/2016 - 07/08/2016





World Health Organization – Regional Office for Eastern Mediterranean
AFP SURVEILLANCE
Week 31, ending 7 August 2016

8-Aug-16
Number 931

Table 9: Wild Polio cases by district and date of onset of paralysis, Afghanistan 2015-2016

ONSETYR	PROVINCE	DISTRICT	Count	First case	Last case
2015	KANDAHAR	SHAHWALIKOT	1	20-12-15	20-12-15
	KUNAR	CHAPADARA	1	19-11-15	19-11-15
		DARA-E-PECH	1	03-11-15	03-11-15
	NANGARHAR	LALPUR	1	27-10-15	27-10-15
		MUHMAND DARA	1	14-10-15	14-10-15
		SHERZAD	1	06-09-15	06-09-15
		BATIKOT	1	04-09-15	04-09-15
		ACHIN	4	14-07-15	01-09-15
	FARYAB	QAYSAR	1	22-10-15	22-10-15
	HILMAND	NAHR-E-SARAJ	1	20-10-15	20-10-15
		REG	1	21-01-15	21-01-15
	NIMROZ	ZARANJ	1	07-08-15	07-08-15
	HIRAT	SHINDAND	1	27-06-15	27-06-15
	FARAH	BALABULUK	1	07-06-15	07-06-15
		GULESTAN	2	23-04-15	05-05-15
BAKWA		1	21-04-15	21-04-15	
2015 Total			20	21-01-15	20-12-15
2016	KUNAR	SHIGAL WA SHEL TAN	4	01-02-16	29-05-16
	KANDAHAR	SHAHWALIKOT	1	04-04-16	04-04-16
	HILMAND	NAWZAD	1	23-01-16	23-01-16
2016 Total			6	23-01-16	29-05-16

Table 10: Wild Polio cases by district and date of onset of paralysis, Pakistan 2015-2016

ONSETYR	PROVINCE	DISTRICT	Count	First case	Last case
2015	KHYBER PAKHTOON	PESHAWAR	12	17-01-15	31-12-15
		CHARSADA	1	20-04-15	20-04-15
		TANK	2	03-01-15	25-01-15
		LAKKIMRWT	1	07-01-15	07-01-15
		NOWSHERA	1	05-01-15	05-01-15
	PUNJAB	RYKHAN	1	02-12-15	02-12-15
		CHAKWAL	1	11-09-15	11-09-15
	SINDH	KHIBALDIA	2	11-11-15	21-11-15
		KHIGIQBAL	1	18-11-15	18-11-15
		KHAIRPUR	1	02-11-15	02-11-15
		KHIGADAP	2	10-10-15	02-11-15
		KHIKAMARI	1	01-11-15	01-11-15
		KHIGULBERG	1	14-09-15	14-09-15
		DADU	2	10-02-15	19-02-15
		SUKKUR	1	13-02-15	13-02-15
		KAMBAR	1	04-01-15	04-01-15
		BALOCHISTAN	QUETTA	5	20-02-15
	LORALAI		1	09-02-15	09-02-15
	KABDULAH		1	03-02-15	03-02-15
	FATA	KHYBER	11	05-01-15	14-11-15
		FR PESHAWAR	2	14-09-15	22-10-15
		WAZIR-S	2	07-01-15	24-05-15
		WAZIR-N	1	06-05-15	06-05-15
2015 Total			54	03-01-15	31-12-15
2016	FATA	WAZIR-S	1	18-06-16	18-06-16
	KHYBER PAKHTOON	DIKHAN	1	06-06-16	06-06-16
		BANNU	3	22-03-16	26-04-16
		PESHAWAR	1	12-02-16	12-02-16
		HANGU	1	09-02-16	09-02-16
		NOWSHERA	1	22-01-16	22-01-16
	SINDH	SHIKARPUR	2	05-03-16	12-04-16
		JACOBABAD	1	10-02-16	10-02-16
BALOCHISTAN	QUETTA	1	01-02-16	01-02-16	
2016 Total			13	17-01-16	18-06-16



Table 11: Circulating VDPV cases and date of onset of paralysis in EMR countries by districts 2015 - 2016

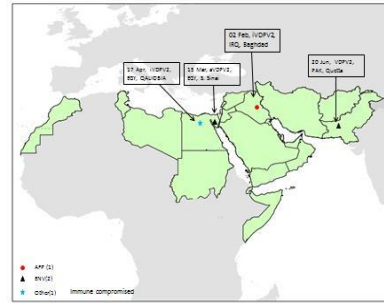
Year	COUNTRY	PROVINCE	DISTRICT	CVP2V2 Count	First Case	Last Case
2015	PAK	FATA	KHYBER	1	09/02/2015	09/02/2015
		KHYBER PAKHTOON	HANGU	1	05/02/2015	05/02/2015
		PAK Total		2	05/02/2015	09/02/2015
2015 Total				2	05/02/2015	09/02/2015

Table 12: VDPV2 and Sabin Like 2 Isolates, EMRO countries 2016

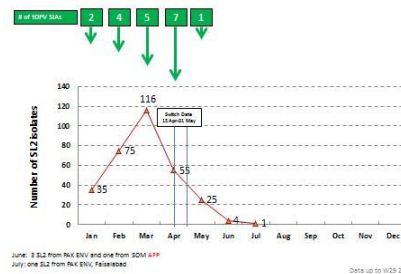
Country	VDPV2 and SL2 by month, EMR countries 2016																								
	Source	Jan		Feb		Mar		Apr		May		Jun		Jul		Aug		Sep		Oct		Nov		Dec	
		VDPV2	SL2	VDPV2	SL2	VDPV2	SL2	VDPV2	SL2	VDPV2	SL2	VDPV2	SL2	VDPV2	SL2	VDPV2	SL2	VDPV2	SL2	VDPV2	SL2	VDPV2	SL2	VDPV2	SL2
AFG	AFP	1		2		11		3		1															
AFG	Contact	1				6		2		1															
AFG	ENV	3		2		11																			
BAH	AFP																								
BAH	Contact																								
BAH	ENV																								
DJI	AFP																								
DJI	Contact																								
DJI	ENV																								
EGY	AFP	1		4		1						1													
EGY	Contact			3																					
EGY	ENV	9		19	1	20		5		8															
IRA	AFP																								
IRA	Contact																								
IRA	ENV																								
IRQ	AFP	2	1	1		5		1																	
IRQ	Contact	3		1		7		9																	
IRQ	ENV																								
JOR	AFP																								
JOR	Contact																								
JOR	ENV																								
KWT	AFP																								
KWT	Contact																								
KWT	ENV																								
LEB	AFP																								
LEB	Contact																								
LEB	ENV																								
LIB	AFP																								
LIB	Contact																								
LIB	ENV																								
MOR	AFP																								
MOR	Contact																								
MOR	ENV																								
OMA	AFP																								
OMA	Contact			1																					
OMA	ENV																								
PAK	AFP	7		7		15				3															
PAK	Contact			1		7		5		1															
PAK	ENV	7		32		27		25		9	1	3		1											
PAL	AFP																								
PAL	Contact																								
PAL	ENV																								
QAT	AFP																								
QAT	Contact																								
QAT	ENV																								
SAA	AFP																								
SAA	Contact																								
SAA	ENV																								
SUD	AFP																								
SUD	Contact																								
SUD	ENV																								
SOM	AFP			1		6		1				1													
SOM	Contact																								
SOM	ENV																								
SYR	AFP																								
SYR	Contact																								
SYR	ENV																								
TUN	AFP																								
TUN	Contact																								
TUN	ENV																								
UAE	AFP																								
UAE	Contact																								
UAE	ENV																								
YEM	AFP	1						2		1															
YEM	Contact			1				2																	
YEM	ENV																								
EMR	AFP	12	1	15		38		7		6		1													
EMR	Contact	4		7		20		18		2															
EMR	ENV	19		53	1	58		30		17	1	3		1											

One VDPV2 has been isolated from an immune-compromised child from EGY in Apr 2016 but not included in this table
One SL2 has been isolated from an immune-compromised child from EGY in May 2016 but not included in this table

VDPV2 isolates, EMR countries, 2016



SL2 Isolates in EMR countries from Human and ENV 2016



June: 3 SL2 from RAK ENV and one from SOM AFP
July: one SL2 from RAK ENV, Released
Data up to W39 24 Jul 2016