



AFP SURVEILLANCE

Week 18, ending 07 May 2017

8-May-17

Number 970

Table 1: Acute Flaccid Paralysis (AFP) cases by week of onset

Country	Reported AFP cases by week of onset - Week (18/17) / Ending on : 07/05/2017														
	Total AFP 2015	Total AFP 2016	Total AFP to date, 2017	W07 19 Feb 17	W08 26 Feb 17	W09 05 Mar 17	W10 12 Mar 17	W11 19 Mar 17	W12 26 Mar 17	W13 02 Apr 17	W14 09 Apr 17	W15 16 Apr 17	W16 23 Apr 17	W17 30 Apr 17	W18 07 May 17
Afghanistan	2738	2905	1012	68	58	77	41	52	66	69	63	74	56	37	11
Bahrain	19	14	9	0	1	2	0	0	0	1	2	0	0	1	0
Djibouti	3	3	4	1	0	1	0	1	0	0	0	0	0	0	0
Egypt	1046	1092	432	37	25	26	20	28	26	26	30	21	21	20	5
Iran	780	776	221	14	8	15	10	6	12	16	12	19	13	2	0
Iraq	520	605	215	13	11	14	12	14	13	9	12	20	7	1	0
Jordan ****	90	107	34	1	3	2	2	2	2	1	3	2	3	0	0
Kuwait	32	50	25	1	0	0	0	7	2	2	2	2	0	1	1
Lebanon ****	113	111	32	4	4	2	2	1	1	1	1	2	1	0	0
Libya	54	70	34	3	1	2	2	0	4	4	0	4	0	0	0
Morocco	79	83	30	2	3	4	5	1	2	0	1	1	0	0	0
Oman	39	39	7	2	1	1	0	0	0	2	0	0	0	0	0
Pakistan	5814	7847	2840	211	191	196	180	187	163	171	154	188	90	21	0
Palestine ****	38	46	11	2	0	0	1	1	0	0	0	1	0	0	0
Qatar	11	9	5	0	1	0	0	0	0	0	0	0	0	0	0
Saudi Arabia	254	273	75	3	4	2	6	7	3	1	1	4	3	0	0
Somalia	281	316	128	9	11	7	12	8	9	8	6	8	5	4	0
Sudan	436	509	159	11	8	6	15	8	14	6	5	5	11	6	0
Syria ****	235	303	85	3	9	5	5	6	6	8	3	7	1	0	0
Tunisia	64	90	15	3	1	3	1	0	1	0	0	0	0	0	0
U.A.E	31	42	21	0	3	2	3	0	1	1	0	1	1	2	0
Yemen	537	715	253	12	17	25	19	17	19	12	19	11	7	5	0
<b>Total EMR</b>	<b>13214</b>	<b>16005</b>	<b>5647</b>	<b>400</b>	<b>360</b>	<b>392</b>	<b>336</b>	<b>346</b>	<b>344</b>	<b>338</b>	<b>314</b>	<b>370</b>	<b>219</b>	<b>100</b>	<b>17</b>

□ No data = No report received

Table 2: Confirmed polio cases by month of onset

Country	Total year 2015	Total year 2016	07/05		Confirmed polio cases by month of onset											
			2016	2017	June 2016	July 2016	August 2016	September 2016	October 2016	November 2016	December 2016	January 2017	February 2017	March 2017	April 2017	May 2017
Afghanistan	20	13	5	3	0	0	2	2	2	0	1	2	1	0	0	0
Bahrain	0	0	0	0	0	0	0	0	0	0	0	0	0	0	0	0
Djibouti	0	0	0	0	0	0	0	0	0	0	0	0	0	0	0	0
Egypt	0	0	0	0	0	0	0	0	0	0	0	0	0	0	0	0
Iran	0	0	0	0	0	0	0	0	0	0	0	0	0	0	0	0
Iraq	0	0	0	0	0	0	0	0	0	0	0	0	0	0	0	0
Jordan ****	0	0	0	0	0	0	0	0	0	0	0	0	0	0	0	0
Kuwait	0	0	0	0	0	0	0	0	0	0	0	0	0	0	0	0
Lebanon ****	0	0	0	0	0	0	0	0	0	0	0	0	0	0	0	0
Libya	0	0	0	0	0	0	0	0	0	0	0	0	0	0	0	0
Morocco	0	0	0	0	0	0	0	0	0	0	0	0	0	0	0	0
Oman	0	0	0	0	0	0	0	0	0	0	0	0	0	0	0	0
Pakistan	54	20	11	2	2	1	0	2	2	1	1	1	1	0	0	0
Palestine ****	0	0	0	0	0	0	0	0	0	0	0	0	0	0	0	0
Qatar	0	0	0	0	0	0	0	0	0	0	0	0	0	0	0	0
Saudi Arabia	0	0	0	0	0	0	0	0	0	0	0	0	0	0	0	0
Somalia	0	0	0	0	0	0	0	0	0	0	0	0	0	0	0	0
Sudan	0	0	0	0	0	0	0	0	0	0	0	0	0	0	0	0
Syria ****	0	0	0	0	0	0	0	0	0	0	0	0	0	0	0	0
Tunisia	0	0	0	0	0	0	0	0	0	0	0	0	0	0	0	0
U.A.E	0	0	0	0	0	0	0	0	0	0	0	0	0	0	0	0
Yemen	0	0	0	0	0	0	0	0	0	0	0	0	0	0	0	0
<b>Total EMR</b>	<b>74</b>	<b>33</b>	<b>16</b>	<b>5</b>	<b>2</b>	<b>1</b>	<b>2</b>	<b>4</b>	<b>4</b>	<b>1</b>	<b>2</b>	<b>3</b>	<b>2</b>	<b>0</b>	<b>0</b>	<b>0</b>

\*\*\*\* UNRWA cases are included with those of country of residence

Table 3: Investigation of AFP cases with paralysis onset in 2016 &amp; 2017 up to Week (18/17) / Ending on : 07/05/2017

COUNTRY	2016												2017												Latest line List Date
	AFP									Specimen	Wild cases ****		AFP									Specimen	Wild cases ****		
	Total AFP cases onset 2016	Case classification					Non polio AFP rate **	AFP cases pending classification > 90 days from onset of paralysis	AFP cases pending classification and lab > 90 days from onset of paralysis		% with *** adequate specimens	Wild P1 Poliovirus	Wild P3 Poliovirus	Total AFP cases onset 2017	Case classification					Annualized Non polio AFP rate **	AFP cases pending classification > 90 days from onset of paralysis		AFP cases pending classification and lab > 90 days from onset of paralysis	% with *** adequate specimens	
		Total Confirmed Polio Cases *	Polio Compatible	Pending Classification	Discarded (non polio AFP)	VDPV				Total Confirmed Polio Cases *					Polio Compatible	Pending Classification	Discarded (non polio AFP)	VDPV							
Afghanistan	2905	13	0	0	2891	1	14.4	0	0	92.2	13	0	1012	3	0	222	787	0	14.1	14	4	93.3	3	0	07/05/2017
Bahrain	14	0	0	0	14	0	4.9	0	0	100.0	0	0	9	0	0	6	3	0	8.9	0	0	100.0	0	0	07/05/2017
Djibouti	3	0	0	0	3	0	1.0	0	0	33.3	0	0	4	0	0	4	0	0	3.9	1	1	100.0	0	0	04/10/2017
Egypt	1092	0	0	1	1091	0	2.9	1	0	94.1	0	0	432	0	0	120	310	1	3.2	2	0	87.7	0	0	04/05/2017
Iran	776	0	0	0	775	1	4.2	0	0	95.5	0	0	221	0	0	16	205	0	3.4	0	0	95.9	0	0	06/05/2017
Iraq	605	0	0	6	598	1	4.2	6	1	80.7	0	0	215	0	0	41	174	0	4.1	8	0	88.4	0	0	05/05/2017
Jordan	107	0	0	0	107	0	3.8	0	0	100.0	0	0	34	0	0	24	10	0	3.3	5	0	100.0	0	0	04/05/2017
Kuwait	50	0	0	0	50	0	5.7	0	0	90.0	0	0	25	0	0	7	18	0	8.2	0	0	84.0	0	0	07/05/2017
Lebanon	111	0	0	8	103	0	5.8	8	0	82.9	0	0	32	0	0	6	26	0	4.9	0	0	81.3	0	0	05/05/2017
Libya	70	0	0	0	70	0	3.4	0	0	97.1	0	0	34	0	0	9	25	0	4.6	2	0	91.2	0	0	29/04/2017
Morocco	83	0	0	0	83	0	0.8	0	0	61.4	0	0	30	0	0	8	22	0	0.8	2	0	80.0	0	0	21/04/2017
Oman	39	0	0	0	39	0	4.5	0	0	89.7	0	0	7	0	0	4	3	0	2.0	0	0	85.7	0	0	30/04/2017
Pakistan	7847	20	5	14	7806	2	10.0	14	6	87.4	20	0	2840	2	0	540	2298	0	10.5	65	2	90.0	2	0	07/05/2017
Palestine	46	0	0	0	46	0	2.4	0	0	97.8	0	0	11	0	0	4	7	0	1.7	0	0	100.0	0	0	30/04/2017
Qatar	9	0	0	0	9	0	3.0	0	0	100.0	0	0	5	0	0	5	0	0	4.8	1	0	80.0	0	0	04/09/2017
Saudi Arabia	273	0	0	0	273	0	2.8	0	0	97.8	0	0	75	0	0	69	6	0	2.2	28	27	98.7	0	0	07/05/2017
Somalia	316	0	0	0	315	1	5.5	0	0	99.1	0	0	128	0	0	15	113	0	6.4	0	0	97.7	0	0	07/05/2017
Sudan	509	0	0	0	509	0	2.8	0	0	97.6	0	0	159	0	0	28	131	0	2.5	1	0	98.7	0	0	07/05/2017
Syria	303	0	0	0	303	0	3.9	0	0	87.8	0	0	85	0	0	11	74	0	3.1	0	0	88.2	0	0	06/05/2017
Tunisia	90	0	0	0	89	1	3.4	0	0	77.8	0	0	15	0	0	1	14	0	1.5	1	1	73.3	0	0	04/05/2017
U.A.E	42	0	0	0	42	0	4.2	0	0	100.0	0	0	21	0	0	8	13	0	6.0	0	0	95.2	0	0	07/05/2017
Yemen	715	0	0	0	714	1	5.4	0	0	90.9	0	0	253	0	0	162	91	0	5.3	2	0	91.7	0	0	06/05/2017
EMR	16005	33	5	29	15930	8	6.4	29	7	89.7	33	0	5647	5	0	1310	4330	1	6.5	132	35	91.1	5	0	
2015	13214	74	15	1	13117	8	5.2	0	0	90.2	74	0													

\* Confirmed polio cases refer to wild isolation from AFP cases or from contacts of negative index AFP cases

\*\* Non-polio AFP per 100,000 children &lt;15 years

\*\*\* Adequate here refers to two stool specimens collected at least 24 hours apart, within 14 days of paralysis onset

\*\*\*\* AFP cases co infected with P1 and P3 are counted separately as wild isolates

VDPV2 is isolated from an AFP case 22 months of age from Mayadeen district of Deir Ez-Zor province, Syria. Field and clinical investigation are in progress



World Health Organization – Regional Office for Eastern Mediterranean  
AFP SURVEILLANCE  
Week 18, ending 07 May 2017

8-May-17  
Number 970

Table 4 (a): Lab results of contacts' samples in EMR, 2016 - 2017

COUNTRY	2016						2017					
	# OF CONTACTS	LAB RESULTS					# OF CONTACTS	LAB RESULTS				
		WILD	VDPV	SL	NPEV	PENDING		WILD	VDPV	SL	NPEV	PENDING
AFG	1453	8		127	343		224		12	19	88	
BAH							2					
DJI	9				9							
EGY	362			13	49	14	122		3	3	35	
IRN	170			3	6		19		1			
IRQ	658			28	102	6	173		8	17	17	
JOR												
KUW	78						8				2	
LEB	210			11	2	20	17		1	3	6	
LIB							4				1	
MOR	82			1	7	7	11					
OMA	102			1	7	2	17			2		
PAK	2503	5		181	525		1240		69	181	102	
PAL												
QAT												
SAA												
SOM	930		1	50	110		389		23	38	46	
SUD	228				18	19	69		1	1	41	
SYR	679			9	17		223		1		13	
TUN	20				1	1	6					
UAE												
YEM	1723		2	37	277	5	695		7	38	402	
<b>EMR</b>	<b>9207</b>	<b>13</b>	<b>3</b>	<b>461</b>	<b>1473</b>	<b>74</b>	<b>3219</b>		<b>126</b>	<b>302</b>	<b>753</b>	

Table 4 (B): Most recent wild contacts in EMRO, 2016 - 2017

Year	Country	Data	
		Count of wild contacts	Date of Most Recent stool collection
2016	Pakistan	5	25-11-16
	Afghanistan	4	07-10-16
<b>2016 Total</b>		<b>9</b>	<b>25-11-16</b>

Table 4 (C): Number and distribution by district of -ve index AFP cases identified as wild positive by contact in EMR, 2016-2017

YEAR	COUNTRY	PROVINCE	DISTRICT	COUNT	First case	Last case	
2016	AFG	KUNAR	SHIGAL WA SHEL TAN	1	26-02-16	26-02-16	
		HILMAND	NAWZAD	1	23-01-16	23-01-16	
		PAKTIKA	BERMEL	1	01-09-16	01-09-16	
	<b>AFG Total</b>			<b>3</b>	<b>23-01-16</b>	<b>01-09-16</b>	
	PAK	KHYBER PAKHTOON	KOHISTAN		1	03-09-16	03-09-16
			SINDH	BADIN	1	10-10-16	10-10-16
<b>PAK Total</b>			<b>2</b>	<b>03-09-16</b>	<b>10-10-16</b>		



**Table 5: Laboratory investigation of AFP cases with paralysis onset in 2017 up to Week (18/17) / Ending on : (07/05/2017)**

Country	Polio laboratories  Sequencing performed by EGY, PAK, TUN, CDC and RIVM laboratories	AFP cases with specimens	Preliminary virus isolation results of AFP cases						Poliovirus intratypic differentiation results #									Indicators				Latest report Date					
			Referred for ITD		NPEV only	Negative	Pending		Type 1			Type 2			Type 3			Discordant pending sequence	NPEV by PCR	Non-EV	Pending ITD		% specimens positive for NPEV*	% AFP cases with culture results within 14 days	% AFP cases with ITD results within 7 days	% AFP cases with ITD results within 45 days of onset**	
			L20B+	L20B+NPEV			received < / = 14 days	received > 14 days ago	Wild	Sabin	VDPV	Wild	Sabin	VDPV	Wild	Sabin	VDPV										
Afghanistan	RRL Pakistan	974	96	12	112	629	125		3	76										1			13%	100%	99%	98%	07/05/2017
Bahrain	PNL Oman	8				8																0%	100%		100%	08/05/2017	
Djibouti	NPL Kenya	4					4																			10/04/2017	
Egypt***	RRL Egypt	374	4	1	38	275	56		2			1	1							2		9%	100%	100%	100%	07/05/2017	
Iran	NPL Iran	231	3		3	199	25	1	2					2								1%	99%	100%	100%	06/05/2017	
Iraq	RRL Egypt	217	17		23	156	19	2	10					12								11%	100%	100%	100%	04/05/2017	
Jordan	RRL EGYPT	34	1		3	29	1							1								10%	100%	100%	100%	04/05/2017	
Kuwait	RRL Kuwait	25			1	18	6															3%	89%		100%	19/04/2017	
Lebanon	NPL Jordan	31	1		3	23	4															13%	100%			04/05/2017	
Libya	RRL Tunisia	11				9	2															0%	100%		100%	24/02/2017	
Morocco	NPL Morocco	30			1	24	5															3%	100%		100%	05/05/2017	
Oman	NPL Oman	8			3	4	1															21%	100%		100%	08/05/2017	
Pakistan	RRL Pakistan	3002	162	7	413	2106	308	3	2	95		7		110						2		13%	100%	100%	98%	07/05/2017	
Palestine & UNRWA		11			4	5	2															44%	13%		100%	30/04/2017	
Qatar	NPL Oman	6				6																0%	100%		100%	08/05/2017	
Saudi Arabia	NPL Oman	90			14	61	14	1														13%	97%		100%	08/05/2017	
Somalia	NPL Kenya	128	14	2	14	83	7	8	10					13							1	14%	32%		100%	30/04/2017	
Sudan	RRL Egypt	161	4		15	117	19	6	1													10%	100%	100%	100%	07/05/2017	
Syria	RRL Egypt	87	2		1	74	7	3	1					2								1%	100%	100%	100%	07/05/2017	
Tunisia	RRL Tunisia	8				4	4															3%	100%		100%	24/02/2017	
U.A.E	NPL Oman	16	1		2	13			1					1								13%	100%	100%	50%	07/05/2017	
Yemen	RRL Egypt	204	2	2	10	75	115		2					3						2		13%	99%	100%	30%	07/05/2017	
<b>Total EMR 2017</b>		5660	307	24	660	3918	535	213	5	200		7	1	222						7	1	11%	98%	100%	97%		
<b>Total EMR 2016</b>		15756	823	94	2779	12040		17	28	482		85	7	566	1	2	23	3	4			15%	94%	98%	94%		

\* Specimens from all sources including non-AFP cases, excluding environmental samples

\*\* This indicator reflects surveillance and laboratory activities



**Table 6: Environmental isolate by year and type**

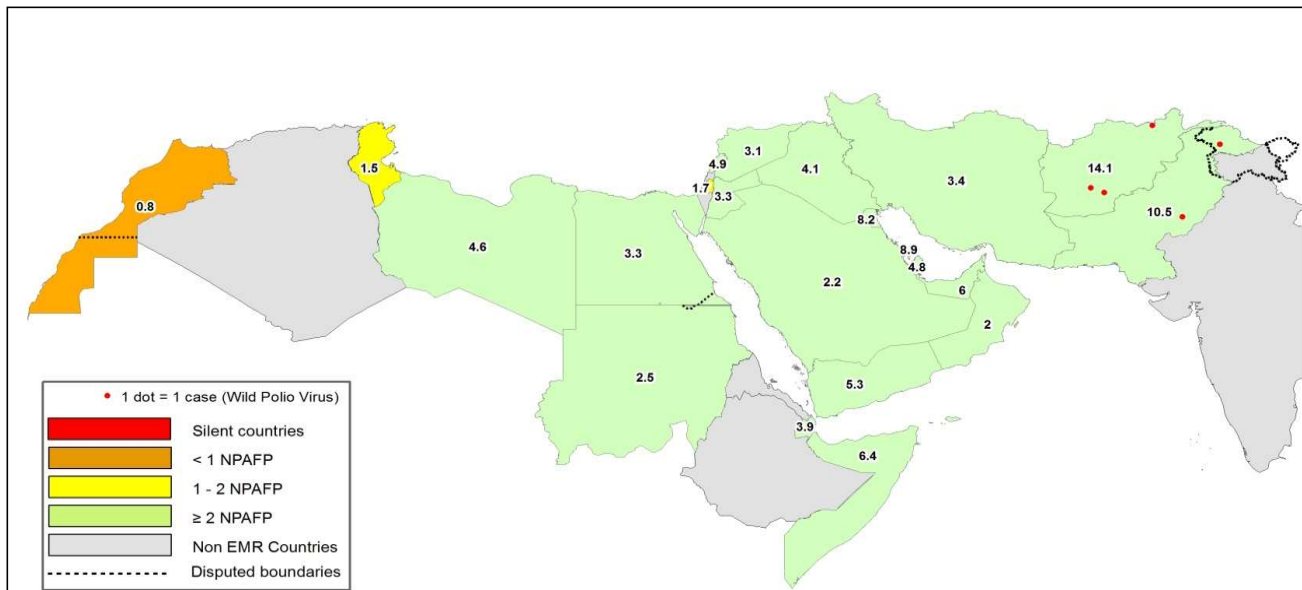
Country	Status	2010	2011	2012	2013	2014	2015	2016	2017
AFG	NEGATIVE				9	78	129	183	77
	PENDING								18
	WILD					17	20	2	4
<b>AFG Total</b>					<b>9</b>	<b>95</b>	<b>149</b>	<b>185</b>	<b>99</b>
EGY	NEGATIVE	183	178	196	304	410	412	528	162
	PENDING								19
	WILD			2					
	VDPV1				1	1			
	VDPV2			7	3	2	3	1	
<b>EGY Total</b>		<b>183</b>	<b>178</b>	<b>206</b>	<b>307</b>	<b>413</b>	<b>415</b>	<b>529</b>	<b>181</b>
JOR	NEGATIVE							2	10
	PENDING								2
<b>JOR Total</b>								<b>2</b>	<b>12</b>
LEB	NEGATIVE							4	6
	PENDING								2
<b>LEB Total</b>								<b>3</b>	<b>8</b>
PAK	NEGATIVE	77	68	151	257	237	347	462	156
	PENDING								22
	WILD	79	136	88	63	125	79	59	36
	WILD & VDPV2				2	6	5	3	
	VDPV2					4	8	5	1
<b>PAK Total</b>		<b>156</b>	<b>204</b>	<b>239</b>	<b>322</b>	<b>372</b>	<b>439</b>	<b>529</b>	<b>215</b>
EMR	NEGATIVE	260	246	347	570	725	888	1179	411
	PENDING								63
	WILD	79	136	90	63	142	99	61	40
	WILD & VDPV2				2	6	5	3	
	VDPV1				1	1			
VDPV2				7	3	6	11	6	1
<b>EMR Total</b>		<b>339</b>	<b>382</b>	<b>445</b>	<b>638</b>	<b>880</b>	<b>1003</b>	<b>1248</b>	<b>515</b>

**Table 7: Environmental Wild/VDPV isolate by site**

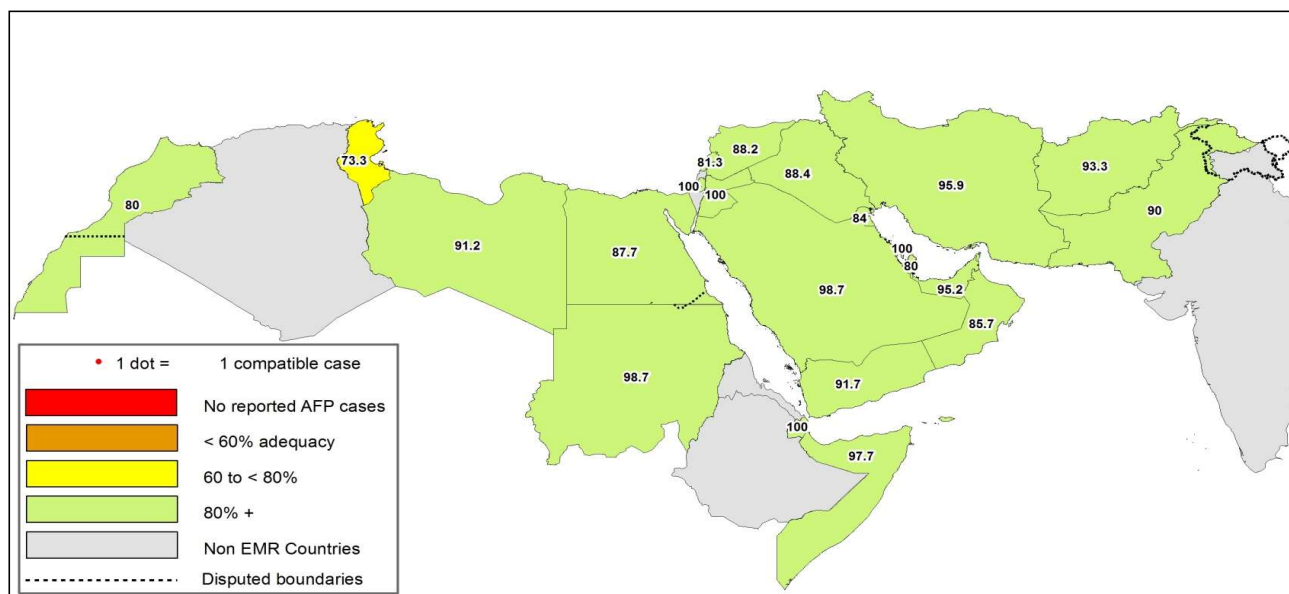
Year	Country	Status	Province	District	Count	First date	Last date				
2016	AFG	WILD1	HILMAND	NAHR-E-SARAJ	1	23-Dec	23-Dec				
			NANGARHAR	JALALABAD	1	26-Dec	26-Dec				
	<b>AFG Total</b>				<b>2</b>	<b>23-Dec</b>	<b>26-Dec</b>				
	EGY	VDPV2	SOUTH SINIA	EL TUR	1	15-Mar	15-Mar				
	<b>EGY Total</b>				<b>1</b>	<b>15-Mar</b>	<b>15-Mar</b>				
	PAK	WILD1	BALOCHISTAN	KHYBER PAKHTUNKHWA	KABDULLAH	6	15-Jan	2-Dec			
					PISHIN	4	2-Aug	16-Sep			
					QUETTA	11	12-Feb	20-Nov			
				PUNJAB	DIKHAN	1	16-Jul	16-Jul			
					PESHAWAR	10	11-Jan	10-Dec			
					DERA GHAZI KHAN	1	12-May	12-May			
					FAISALABAD	2	3-Feb	2-Jul			
					LAHORE	3	5-Aug	18-Oct			
					MULTAN	2	8-Nov	8-Dec			
				SINDH	RAWALPINDI	4	14-Apr	10-Dec			
					HYDERABAD	1	5-Jan	5-Jan			
					JACOBABAD	3	4-Feb	16-Aug			
					KHIBALDIA	1	14-Jul	14-Jul			
					KHIGADAP	4	27-Jan	9-Mar			
					KHIGQBAL	2	18-Jan	15-Mar			
KHILANDHI					1	14-Dec	14-Dec				
SUKKUR					3	12-Jan	19-Mar				
WILD1+VDPV2					BALOCHISTAN	QUETTA	3	20-Oct	12-Dec		
VDPV2	BALOCHISTAN	QUETTA	4	20-Jun	28-Dec						
	SINDH	HYDERABAD	1	11-Jul	11-Jul						
<b>PAK Total</b>				<b>67</b>	<b>5-Jan</b>	<b>28-Dec</b>					
<b>2016 Total</b>				<b>70</b>	<b>5-Jan</b>	<b>28-Dec</b>					
2017	AFG	WILD1	KANDAHAR	KANDAHAR	2	26-Jan	9-Mar				
			NANGARHAR	JALALABAD	2	24-Jan	25-Mar				
	<b>AFG Total</b>				<b>4</b>	<b>24-Jan</b>	<b>25-Mar</b>				
	PAK	WILD1	BALOCHISTAN	KHYBER PAKHTUNKHWA	KABDULLAH	7	1-Jan	1-Apr			
					PISHIN	4	2-Jan	3-Apr			
					QUETTA	5	1-Jan	14-Mar			
				PUNJAB	CDA	3	10-Feb	10-Apr			
					PESHAWAR	3	10-Jan	10-Apr			
					MULTAN	1	9-Jan	9-Jan			
					RAWALPINDI	2	10-Jan	10-Feb			
					KHIGADAP	5	9-Jan	10-Apr			
					KHIGQBAL	3	3-Feb	8-Apr			
				SINDH	KHILANDHI	2	16-Mar	12-Apr			
					SUKKUR	1	11-Apr	11-Apr			
					VDPV2	BALOCHISTAN	QUETTA	1	3-Apr	3-Apr	
					<b>PAK Total</b>				<b>37</b>	<b>1-Jan</b>	<b>12-Apr</b>
					<b>2017 Total</b>				<b>41</b>	<b>1-Jan</b>	<b>12-Apr</b>



**Figure 1: Non Polio AFP Rate and Wild Virus in EMR 01/01/2017 - 07/05/2017**



**Figure 2: Percent of AFP cases with Adequate Samples & Compatible Cases in EMR 01/01/2017 - 07/05/2017**



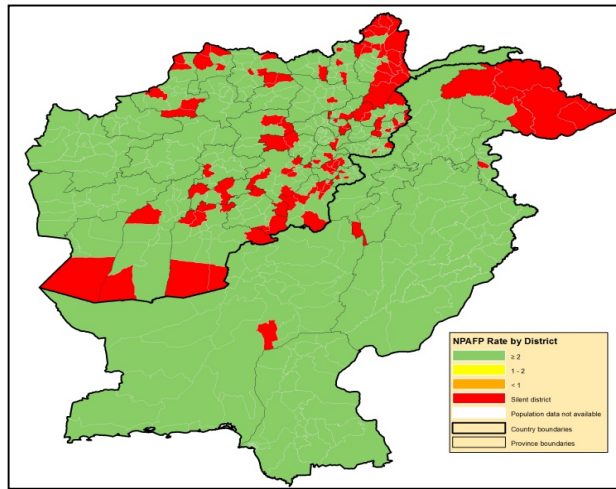
**Table 8: Wild polio cases by country and date of onset of paralysis in EMR, 2016 - 2017**

Year	COUNTRY	P1		
		Count	First Case	Last Case
2016	AFG	13	23-01-16	16-12-16
	PAK	20	17-01-16	22-12-16
2016 Total		33	17-01-16	22-12-16
2017	AFG	3	13-01-17	21-02-17
	PAK	2	28-01-17	13-02-17
2017 Total		5	13-01-17	21-02-17

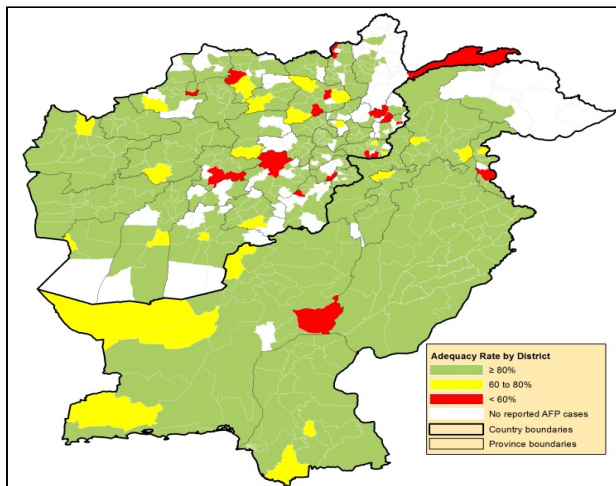
Last reported wild Polio P3 from Pakistan with date of onset 18/04/2012



**Figure 3: Non Polio AFP rate by District in Afghanistan & Pakistan 01/01/2017 - 07/05/2017**

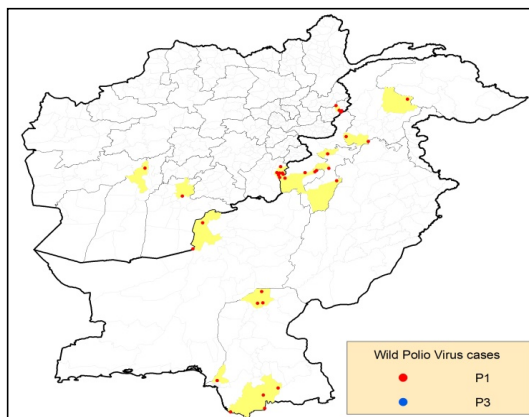


**Figure 4: Percent of AFP cases with Adequate Samples in Afghanistan & Pakistan by District 01/01/2017 - 07/05/2017**

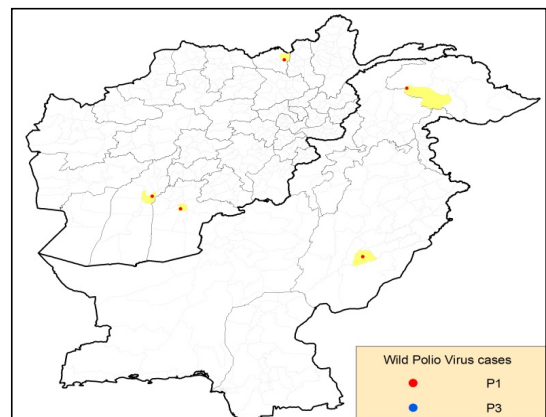


**Figure 5: Wild Virus Cases by Type & District in Afghanistan & Pakistan**

**5a: 01/01/2016 - 31/12/2016**



**5b: 01/01/2017 - 07/05/2017**





**Table 9: Wild Polio cases by district and date of onset of paralysis, Afghanistan 2016-2017**

ONSETYR	PROVINCE	DISTRICT	Count	First case	Last case
2016	PAKTIKA	BERMEL	7	02-08-16	16-12-16
	KUNAR	SHIGAL WA SHEL TAN	4	01-02-16	29-05-16
	KANDAHAR	SHAHWALIKOT	1	04-04-16	04-04-16
	HILMAND	NAWZAD	1	23-01-16	23-01-16
2016 Total			13	23-01-16	16-12-16
2017	KUNDUZ	DASHT-E-ARCHI	1	21-02-17	21-02-17
	HILMAND	NAHR-E-SARAJ	1	21-01-17	21-01-17
	KANDAHAR	KANDAHAR	1	13-01-17	13-01-17
2017 Total			3	13-01-17	21-02-17

**Table 10: Wild Polio cases by district and date of onset of paralysis, Pakistan 2016-2017**

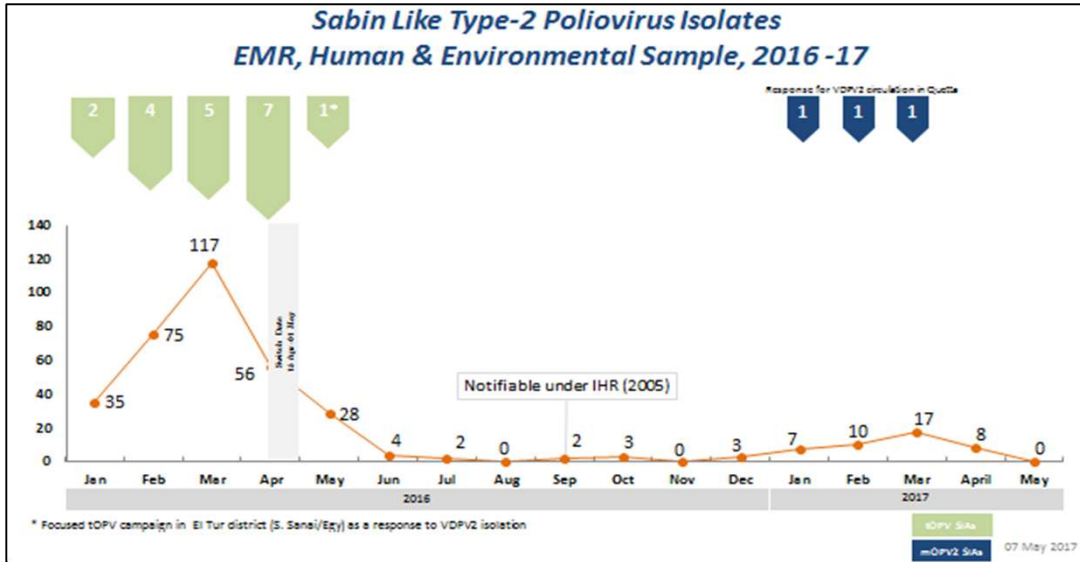
ONSETYR	PROVINCE	DISTRICT	Count	First case	Last case
2016	BALOCHISTAN	KABDULAH	1	22-12-16	22-12-16
		QUETTA	1	01-02-16	01-02-16
	SINDH	SUJAWAL	2	03-09-16	03-11-16
		BADIN	2	10-10-16	16-10-16
		SHIKARPUR	2	05-03-16	12-04-16
		JACOBABAD	1	10-02-16	10-02-16
		KHIGADAP	1	17-01-16	17-01-16
		KHYBER PAKHTOON	KOHISTAN	1	03-09-16
	DIKHAN		1	06-06-16	06-06-16
	BANNU		3	22-03-16	26-04-16
	PESHAWAR		1	12-02-16	12-02-16
	HANGU		1	09-02-16	09-02-16
	NOWSHERA		1	22-01-16	22-01-16
FATA	WAZIR-S	2	18-06-16	27-07-16	
2016 Total			20	17-01-16	22-12-16
2017	GILGIT BALTISTAN	DIAMIR	1	13-02-17	13-02-17
	PUNJAB	LODHRAN	1	28-01-17	28-01-17
2017 Total			2	28-01-17	13-02-17

**Table 11: Circulating VDPV cases and date of onset of paralysis in EMR countries by districts 2016 - 2017**

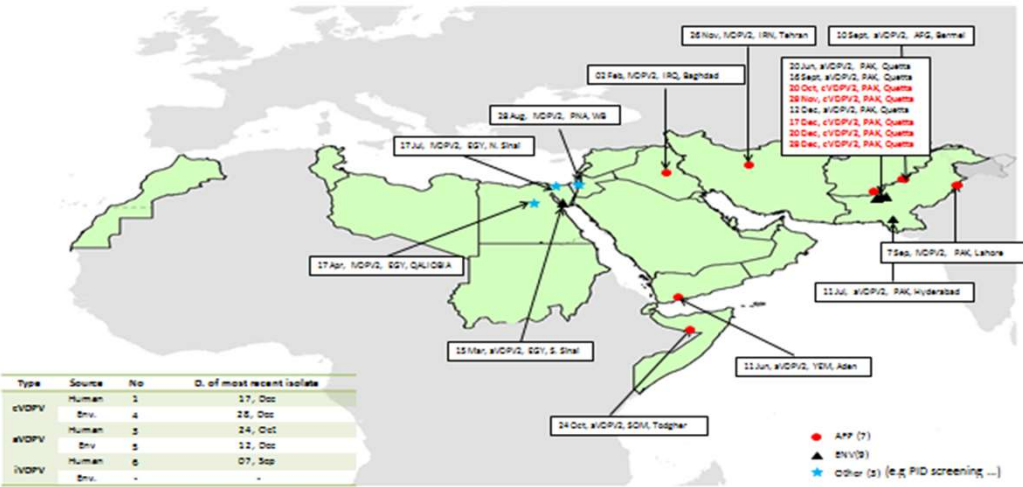
Year	COUNTRY	PROVINCE	DISTRICT	cVDPV2		
				Count	First Case	Last Case
2016	PAK	BALOCHISTAN	QUETTA	1	17-12-16	17-12-16
	PAK Total			1	17-12-16	17-12-16
2016 Total				1	17-12-16	17-12-16







### VDPV2 isolates, EMR countries, 2016



### VDPV2 isolates, EMR countries, 2017

