



AFP SURVEILLANCE

7-Aug-17

Week 31, ending 6 August 2017

Number 983

Table 1: Acute Flaccid Paralysis (AFP) cases by week of onset

Country	Reported AFP cases by week of onset - Week (31/17) / Ending on : 06/08/2017														
	Total AFP 2015	Total AFP 2016	Total AFP to date, 2017	W20 21 May 17	W21 28 May 17	W22 04 Jun 17	W23 11 Jun 17	W24 18 Jun 17	W25 25 Jun 17	W26 02 Jul 17	W27 09 Jul 17	W28 16 Jul 17	W29 23 Jul 17	W30 30 Jul 17	W31 06 Aug 17
Afghanistan	2738	2905	1812	79	48	52	62	44	43	69	66	66	65	46	12
Bahrain	19	14	12	0	0	1	0	0	0	2	0	0	0	0	0
Djibouti	3	3	4												
Egypt	1046	1092	760	32	26	34	34	20	8	27	21	29	26	17	0
Iran	780	776	436	21	10	31	18	20	10	13	18	16	7	0	0
Iraq	520	605	368	15	16	17	15	11	6	13	13	5	4	6	
Jordan ****	90	107	60	3	0	2	5	3	0	2	5	3	0		
Kuwait	32	50	29	0	0	0	1	0	0	0	0	0	0	0	
Lebanon ****	113	111	55	2	2	2	1	1	0	2	1	3	0	2	
Libya	54	70	55	2	1	1	1	0	2	3	2	1	0	3	
Morocco	79	83	64	2	2	2	2	4	0	2	3				
Oman	39	39	18	2	2	0	1	0	1	1	0	0	1	0	0
Pakistan	5814	7847	5254	233	182	186	161	143	129	149	169	146	86	21	0
Palestine ****	38	46	22	2	2	0	1	1	0	1	2	1	1	0	
Qatar	11	9	11	0	0	1	1	0	0	1	1	1	0		
Saudi Arabia	254	273	134	4	6	6	3	1	2	3	1	2	0	0	0
Somalia	281	316	216	10	8	5	10	9	1	5	9	4	4	4	0
Sudan	436	509	304	8	11	7	13	10	9	7	19	11	7	7	1
Syria ****	235	303	191	5	10	4	10	5	5	11	8	7	6	1	
Tunisia	64	90	31	1	2	2	2	2	0	0	0	0	0	0	
U.A.E	31	42	30	2	0	0	0	0	0	0	1	1	0	1	0
Yemen	537	715	402	8	12	5	7	11	7	11	16	8	13	13	
Total EMR	13214	16005	10268	431	340	358	348	285	223	322	355	304	220	121	13

□ No data = No report received

Table 2: Confirmed polio cases by month of onset

Country	Total year 2015	Total year 2016	06/08		Confirmed polio cases by month of onset											
			2016	2017	September 2016	October 2016	November 2016	December 2016	January 2017	February 2017	March 2017	April 2017	May 2017	June 2017	July 2017	August 2017
Afghanistan	20	13	7	5	2	2	0	1	2	1	0	1	0	1		
Bahrain	0	0	0	0	0	0	0	0	0	0	0	0	0	0		
Djibouti	0	0	0	0	0	0	0	0	0	0	0	0	0	0		
Egypt	0	0	0	0	0	0	0	0	0	0	0	0	0	0		
Iran	0	0	0	0	0	0	0	0	0	0	0	0	0	0		
Iraq	0	0	0	0	0	0	0	0	0	0	0	0	0	0		
Jordan ****	0	0	0	0	0	0	0	0	0	0	0	0	0	0		
Kuwait	0	0	0	0	0	0	0	0	0	0	0	0	0	0		
Lebanon ****	0	0	0	0	0	0	0	0	0	0	0	0	0	0		
Libya	0	0	0	0	0	0	0	0	0	0	0	0	0	0		
Morocco	0	0	0	0	0	0	0	0	0	0	0	0	0	0		
Oman	0	0	0	0	0	0	0	0	0	0	0	0	0	0		
Pakistan	54	20	14	3	2	2	1	1	1	1	0	0	0	1		
Palestine ****	0	0	0	0	0	0	0	0	0	0	0	0	0	0		
Qatar	0	0	0	0	0	0	0	0	0	0	0	0	0	0		
Saudi Arabia	0	0	0	0	0	0	0	0	0	0	0	0	0	0		
Somalia	0	0	0	0	0	0	0	0	0	0	0	0	0	0		
Sudan	0	0	0	0	0	0	0	0	0	0	0	0	0	0		
Syria ****	0	0	0	0	0	0	0	0	0	0	0	0	0	0		
Tunisia	0	0	0	0	0	0	0	0	0	0	0	0	0	0	0	
U.A.E	0	0	0	0	0	0	0	0	0	0	0	0	0	0		
Yemen	0	0	0	0	0	0	0	0	0	0	0	0	0	0		
Total EMR	74	33	21	8	4	4	1	2	3	2	0	1	0	2	0	0

**** UNRWA cases are included with those of country of residence



Table 3: Investigation of AFP cases with paralysis onset in 2016 & 2017 up to Week (31/17) / Ending on : 06/08/2017

COUNTRY	2016												2017												Latest line List Date		
	AFP										Specimen	Wild cases ****		AFP										Specimen		Wild cases ****	
	Total AFP cases onset 2016	Case classification					Non polio AFP rate **	AFP cases pending classification > 90 days from onset of paralysis	AFP cases pending classification and lab > 90 days from onset of paralysis	% with *** adequate specimens	Wild P1 Poliovirus	Wild P3 Poliovirus	Total AFP cases onset 2017	Case classification					Annualized Non polio AFP rate **	AFP cases pending classification > 90 days from onset of paralysis	AFP cases pending classification and lab > 90 days from onset of paralysis	% with *** adequate specimens	Wild P1 Poliovirus	Wild P3 Poliovirus			
		Total Confirmed Polio Cases *	Polio Compatible	Pending Classification	Discarded (non polio AFP)	VDPV								Total Confirmed Polio Cases *	Polio Compatible	Pending Classification	Discarded (non polio AFP)	VDPV									
Afghanistan	2905	13	0	0	2891	1	14.4	0	0	92.2	13	0	1812	5	0	202	1605	0	14.7	13	1	93.8	5	0	07-08-2017		
Bahrain	14	0	0	0	14	0	4.9	0	0	100.0	0	0	12	0	0	2	10	0	6.9	0	0	100.0	0	0	06-08-2017		
Djibouti	3	0	0	0	3	0	1.0	0	0	33.3	0	0	4	0	0	4	0	0	2.3	4	4	100.0	0	0	10-04-2017		
Egypt	1092	0	0	0	1092	0	2.9	0	0	94.1	0	0	760	0	0	121	638	1	3.4	1	0	92.9	0	0	06-08-2017		
Iran	776	0	0	0	775	1	4.2	0	0	95.5	0	0	436	0	0	10	426	0	3.9	0	0	97.0	0	0	06-08-2017		
Iraq	605	0	0	1	603	1	4.2	1	0	80.7	0	0	368	0	0	35	333	0	4.1	8	0	88.3	0	0	05-08-2017		
Jordan	107	0	0	0	107	0	3.8	0	0	100.0	0	0	60	0	0	28	32	0	3.5	4	0	98.3	0	0	27-07-2017		
Kuwait	50	0	0	0	50	0	5.7	0	0	90.0	0	0	29	0	0	3	26	0	5.6	1	0	82.8	0	0	30-07-2017		
Lebanon	111	0	0	3	108	0	5.8	3	0	82.9	0	0	55	0	0	11	44	0	4.9	2	0	72.7	0	0	29-07-2017		
Libya	70	0	0	0	70	0	3.4	0	0	97.1	0	0	55	0	0	7	48	0	4.5	2	2	94.5	0	0	05-08-2017		
Morocco	83	0	0	0	83	0	0.8	0	0	61.4	0	0	64	0	0	23	41	0	1.0	11	1	65.6	0	0	14-07-2017		
Oman	39	0	0	0	39	0	4.5	0	0	89.7	0	0	18	0	0	2	16	0	3.3	0	0	88.9	0	0	06-08-2017		
Pakistan	7847	20	5	3	7817	2	10.0	3	2	87.4	20	0	5254	3	0	367	4884	0	11.3	57	6	89.0	3	0	06-08-2017		
Palestine	46	0	0	0	46	0	2.4	0	0	97.8	0	0	22	0	0	11	11	0	2.0	0	0	100.0	0	0	30-07-2017		
Qatar	9	0	0	0	9	0	3.0	0	0	100.0	0	0	11	0	0	5	6	0	6.2	0	0	90.9	0	0	23-07-2017		
Saudi Arabia	273	0	0	0	273	0	2.8	0	0	98.2	0	0	134	0	0	59	75	0	2.3	28	28	97.0	0	0	06-08-2017		
Somalia	316	0	0	0	315	1	5.5	0	0	99.1	0	0	216	0	0	14	202	0	6.3	0	0	98.1	0	0	06-08-2017		
Sudan	509	0	0	0	509	0	2.8	0	0	97.6	0	0	304	0	0	22	282	0	2.8	0	0	98.0	0	0	06-08-2017		
Syria	303	0	0	0	303	0	3.9	0	0	87.8	0	0	191	0	0	28	133	30	4.1	4	0	84.8	0	0	05-08-2017		
Tunisia	90	0	0	0	89	1	3.4	0	0	77.8	0	0	31	0	0	0	31	0	1.9	0	0	77.4	0	0	04-08-2017		
U.A.E	42	0	0	0	42	0	4.2	0	0	100.0	0	0	30	0	0	4	26	0	5.0	0	0	93.3	0	0	06-08-2017		
Yemen	715	0	0	0	714	1	5.4	0	0	90.9	0	0	402	0	0	107	295	0	4.9	0	0	91.0	0	0	05-08-2017		
EMR	16005	33	5	7	15952	8	6.4	7	2	89.8	33	0	10268	8	0	1065	9164	31	6.9	135	42	90.9	8	0			
2015	13214	74	15	1	13117	8	5.2	0	0	90.2	74	0															

* Confirmed polio cases refer to wild isolation from AFP cases or from contacts of negative index AFP cases

** Non-polio AFP per 100,000 children <15 years

*** Adequate here refers to two stool specimens collected at least 24 hours apart, within 14 days of paralysis onset

**** AFP cases co infected with P1 and P3 are counted separately as wild isolates



World Health Organization – Regional Office for Eastern Mediterranean
AFP SURVEILLANCE
Week 31, ending 6 August 2017

7-Aug-17
Number 983

Table 4 (a): Lab results of contacts' samples in EMR, 2016 - 2017

COUNTRY	2016						2017					
	# OF CONTACTS	LAB RESULTS					# OF CONTACTS	LAB RESULTS				
		WILD	VDPV	SL	NPEV	PENDING		WILD	VDPV	SL	NPEV	PENDING
AFG	1453	8		127	343		836	1		59	185	47
BAH							2					
DJI	9				9							
EGY	362			13	49	14	239			4	24	44
IRN	170			3	6		82			2		
IRQ	658			28	102	6	329			10	43	62
JOR												
KUW	78						8					2
LEB	210			11	2	20	28			2	3	8
LIB							4					1
MOR	82			1	7	7	27				3	
OMA	102			1	7	2	58			1	13	4
PAK	2503	5		181	525		2068			126	395	81
PAL												
QAT												
SAA												
SOM	930		1	50	110		652			26	77	42
SUD	228				18	19	145			5	6	24
SYR	679			9	17		341		22	1	4	16
TUN	20				1	1	12					
UAE							2					1
YEM	1723		2	37	277	5	1057			42	91	255
EMR	9207	13	3	461	1473	74	5890	1	22	278	844	587

Table 4 (B): Most recent wild contacts in EMRO, 2016 - 2017

Year	Country	Data	
		Count of wild contacts	Date of Most Recent stool collection
2016	Pakistan	5	25-11-16
	Afghanistan	8	07-10-16
	2016 Total	13	25-11-16
	2017 Afghanistan	1	21-05-17
	2017 Total	1	21-05-17

Table 4 (C): Number and distribution by district of -ve index AFP cases identified as wild positive by contact in EMR, 2016-2017

YEAR	COUNTRY	PROVINCE	DISTRICT	COUNT	First case	Last case
2016	AFG	KUNAR	SHIGAL WA SHELTAN	1	26-02-16	26-02-16
		HILMAND	NAWZAD	1	23-01-16	23-01-16
		PAKTIKA	BERMEL	1	01-09-16	01-09-16
	AFG Total			3	23-01-16	01-09-16
	PAK	KHYBER PAKHTOON	KOHISTAN	1	03-09-16	03-09-16
		SINDH	BADIN	1	10-10-16	10-10-16
PAK Total			2	03-09-16	10-10-16	
2017	AFG	HILMAND	NAWZAD	1	16-04-17	16-04-17
			AFG Total			1



Table 5: Laboratory investigation of AFP cases with paralysis onset in 2017 up to Week (31/17) / Ending on : (06/08/2017)

Country	Polio laboratories Sequencing performed by EGY, PAK, TUN, CDC and RIVM laboratories	AFP cases with specimens	Preliminary virus isolation results of AFP cases						Poliovirus intratypic differentiation results #									Indicators				Latest report Date				
			Referred for ITD		NPEV only	Negative	Pending		Type 1			Type 2			Type 3			Discordant pending sequence	NPEV by PCR	Non-EV	Pending ITD		% specimens positive for NPEV*	% AFP cases with culture results within 14 days	% AFP cases with ITD results within 7 days	% AFP cases with ITD results within 45 days of onset**
			L20B+	L20B+/NPEV			received < / = 14 days	received > 14 days ago	Wild	Sabin	VDPV	Wild	Sabin	VDPV	Wild	Sabin	VDPV									
Afghanistan	RRL Pakistan	1745	152	27	303	1166	95	2	4	121							1		2	18%	99%	99%	98%	06/08/2017		
Bahrain	PNL Oman	10				10														0%	100%		100%	31/07/2017		
Djibouti	NPL Kenya	4						4																10/04/2017		
Egypt***	RRL Egypt	716	14	1	91	554	11	45		10			1		4			2	1		11%	100%	100%	99%	06/08/2017	
Iran	NPL Iran	427	4		4	403	1	15		3					3					1%	99%	100%	100%	29/07/2017		
Iraq	RRL Egypt	375	17		51	288	14	6		10					13					14%	100%	100%	100%	03/08/2017		
Jordan	RRL EGYPT	60	1		5	54									3					10%	100%	100%	75%	03/08/2017		
Kuwait	RRL Kuwait	36			2	33		1												3%	94%		97%	06/08/2017		
Lebanon	NPL Jordan	51	1		4	46														11%	100%		100%	03/08/2017		
Libya	RRL Tunisia	53			3	47	3													5%	100%		92%	04/08/2017		
Morocco	NPL Morocco	57			4	49	4													8%	92%		96%	04/08/2017		
Oman	NPL Oman	18			6	11		1												28%	100%		100%	31/07/2017		
Pakistan	RRL Pakistan	5359	271	15	966	3848	252	4	3	151			7		194			2		2	16%	99%	99%	97%	06/08/2017	
Palestine & UNRWA		22			8	8		6													50%	33%		100%	30/07/2017	
Qatar	NPL Oman	11				10	1														0%	100%		100%	31/07/2017	
Saudi Arabia	NPL Oman	151			16	80	12	43													12%	98%		100%	06/08/2017	
Somalia	NPL Kenya	216	16	3	26	157	8	6		11					16				1		14%	25%		100%	06/08/2017	
Sudan	RRL Egypt	302	7		39	242	14	1		4					3			1			12%	100%	100%	100%	06/08/2017	
Syria	RRL Egypt	184	29		5	138	8	4		2			27		4					8	2%	99%	100%	83%	05/08/2017	
Tunisia	RRL Tunisia	40			4	33	3														7%	100%		97%	04/08/2017	
U.A.E	NPL Oman	26	2		3	20	1			2					2						12%	100%	100%	36%	31/07/2017	
Yemen	RRL Egypt	204	20	3	28	153				11					18			2			12%	100%	100%	37%	06/08/2017	
Total EMR 2017		10067	534	49	1568	7350	427	138	7	325			7	28	391		8	8	1	5	14%	97%	99%	96%		
Total EMR 2016		15747	823	93	2781	12035		12	28	482			86	6	565	1	2	23	3	4	15%	95%	98%	94%		

* Specimens from all sources including non-AFP cases, excluding environmental samples

** This indicator reflects surveillance and laboratory activities



Table 6: Environmental isolate by year and type

Country	Status	2010	2011	2012	2013	2014	2015	2016	2017
AFG	NEGATIVE				9	78	129	183	150
	PENDING								19
	WILD					17	20	2	8
AFG Total					9	95	149	185	177
EGY	NEGATIVE	183	178	196	304	410	412	528	273
	PENDING								39
	WILD			2					
	VDPV1			1		1			
	VDPV2			7	3	2	3	1	
EGY Total		183	178	206	307	413	415	529	312
JOR	NEGATIVE							2	20
	PENDING								
JOR Total								2	20
LEB	NEGATIVE							4	12
	PENDING								1
LEB Total								4	13
PAK	NEGATIVE	77	68	151	257	237	347	462	296
	PENDING								12
	WILD	79	136	88	63	125	79	59	58
	WILD & VDPV2				2	6	5	3	
	VDPV2					4	8	5	4
PAK Total		156	204	239	322	372	439	529	370
EMR	NEGATIVE	260	246	347	570	725	888	1179	751
	PENDING								71
	WILD	79	136	90	63	142	99	61	66
	WILD & VDPV2				2	6	5	3	
	VDPV1			1		1			
VDPV2			7	3	6	11	6	4	
EMR Total		339	382	445	638	880	1003	1249	892

Table 7: Environmental Wild/VDPV isolate by site

Year	Country	Status	Province	District	Count	First date	Last date	
2016	AFG	WILD1	HILMAND	NAHR-E-SARAJ	1	23-Dec	23-Dec	
			NANGARHAR	JALALABAD	1	26-Dec	26-Dec	
	AFG Total					2	23-Dec	26-Dec
	EGY	VDPV2	SOUTH SINIA	EL TUR	1	15-Mar	15-Mar	
	EGY Total					1	15-Mar	15-Mar
	PAK	WILD1	BALOCHISTAN	KABDULLAH		6	15-Jan	2-Dec
				PISHIN		4	2-Aug	16-Sep
				QUETTA		11	12-Feb	20-Nov
			KHYBER PAKHTUNKHWA	DIKHAN		1	16-Jul	16-Jul
				PESHAWAR		10	11-Jan	10-Dec
				DERA GHAZI KHAN		1	12-May	12-May
			PUNJAB	FAISALABAD		2	3-Feb	2-Jul
				LAHORE		3	5-Aug	18-Oct
				MULTAN		2	8-Nov	8-Dec
			SINDH	RAWALPINDI		4	14-Apr	10-Dec
				HYDERABAD		1	5-Jan	5-Jan
				JACOBABAD		3	4-Feb	16-Aug
				KHIBALDIA		1	14-Jul	14-Jul
				KHIGADAP		4	27-Jan	9-Mar
				KHIGIQBAL		2	18-Jan	15-Mar
WILD1+VDPV2	KHILANDHI		1	14-Dec	14-Dec			
	SUKKUR		3	12-Jan	19-Mar			
	BALOCHISTAN	QUETTA	3	20-Oct	12-Dec			
VDPV2	BALOCHISTAN	QUETTA	4	20-Jun	28-Dec			
	SINDH	HYDERABAD	1	11-Jul	11-Jul			
PAK Total					67	5-Jan	28-Dec	
2016 Total					70	5-Jan	28-Dec	
2017	AFG	WILD1	HILMAND	LASHKARGAH	2	26-Apr	7-Jul	
			KANDAHAR	KANDAHAR	3	26-Jan	7-Jun	
			NANGARHAR	JALALABAD	3	24-Jan	21-Jun	
	AFG Total					8	24-Jan	7-Jul
	PAK	WILD1	BALOCHISTAN	KABDULLAH		10	1-Jan	15-Jul
				PISHIN		4	2-Jan	3-Apr
				QUETTA		9	1-Jan	1-Jul
			ISLAMABAD	CDA		5	10-Feb	10-Jul
				KHYBER PAKHTUNKHWA	PESHAWAR	5	10-Jan	10-Jun
				PUNJAB	MULTAN	1	9-Jan	9-Jan
			SINDH	RAWALPINDI		6	10-Jan	10-Jul
				KHIGADAP		10	9-Jan	11-Jul
				KHIGIQBAL		3	3-Feb	8-Apr
			VDPV2	KHILANDHI		4	16-Mar	19-Jul
				SUKKUR		1	11-Apr	11-Apr
BALOCHISTAN				PISHIN	1	2-May	2-May	
PAK Total					62	1-Jan	19-Jul	
2017 Total					70	1-Jan	19-Jul	



Figure 1: Non Polio AFP Rate and Wild Virus in EMR 01/01/2017 - 06/08/2017

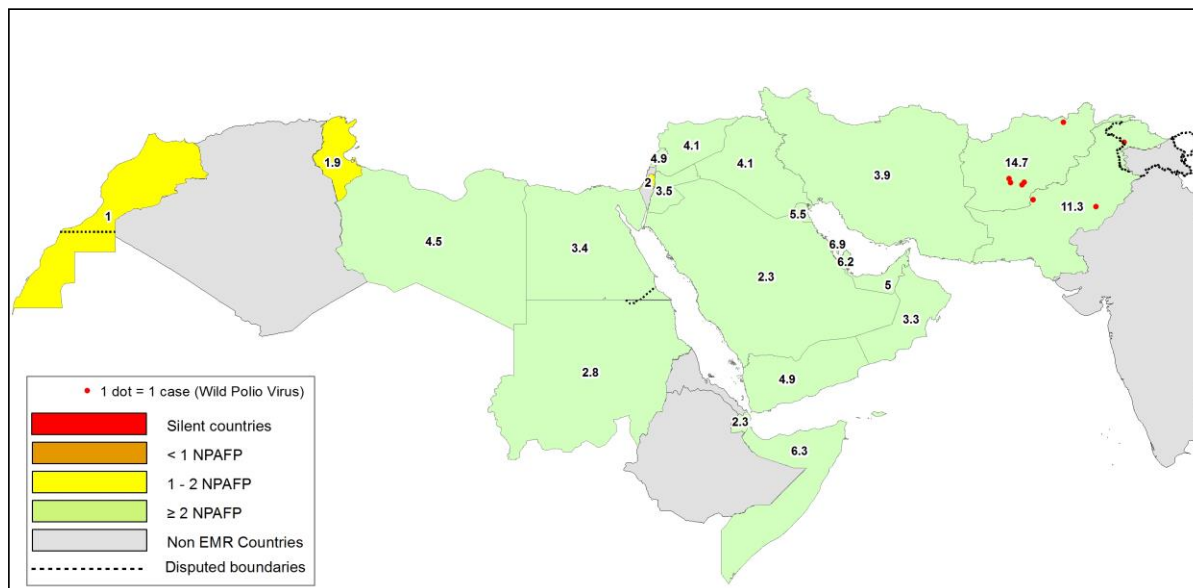


Figure 2: Percent of AFP cases with Adequate Samples & Compatible Cases in EMR 01/01/2017 - 06/08/2017

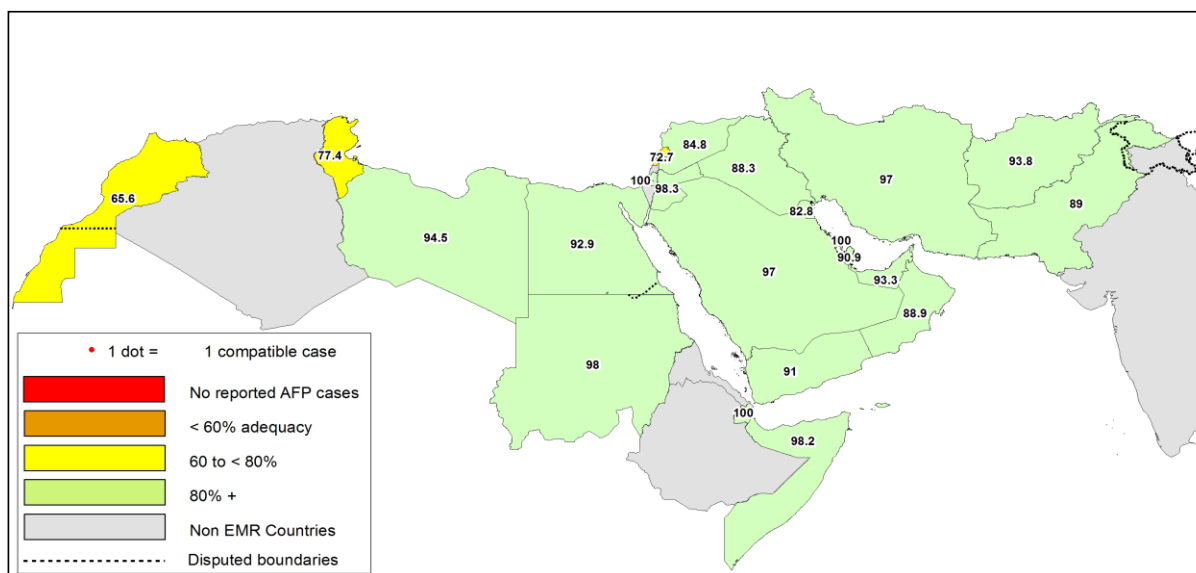


Table 8: Wild polio cases by country and date of onset of paralysis in EMR, 2016 - 2017

Year	COUNTRY	Count	First Case	Last Case
2016	AFG	13	23-01-16	16-12-16
	PAK	20	17-01-16	22-12-16
2016 Total		33	17-01-16	22-12-16
2017	AFG	5	13-01-17	19-06-17
	PAK	3	28-01-17	11-06-17
2017 Total		8	13-01-17	19-06-17

Last reported wild Polio P3 from Pakistan with date of onset 18/04/2012



Figure 3: Non Polio AFP rate by Province in Afghanistan & by District in Pakistan 01/01/2017 - 06/08/2017

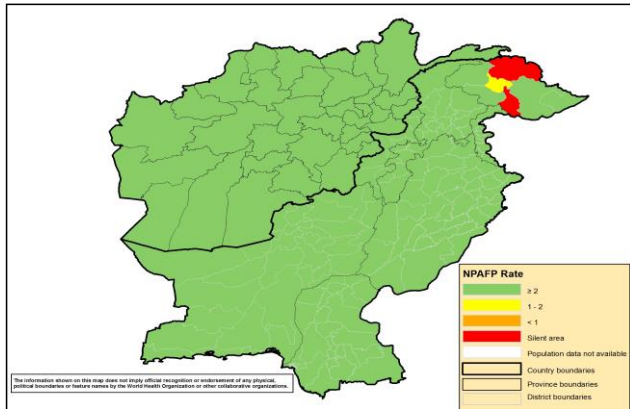


Figure 4: Percent of AFP cases with Adequate Samples in Afghanistan by Province & Pakistan by District 01/01/2017 - 06/08/2017

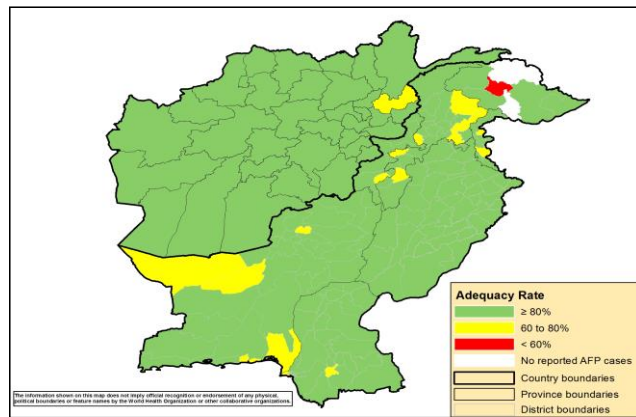
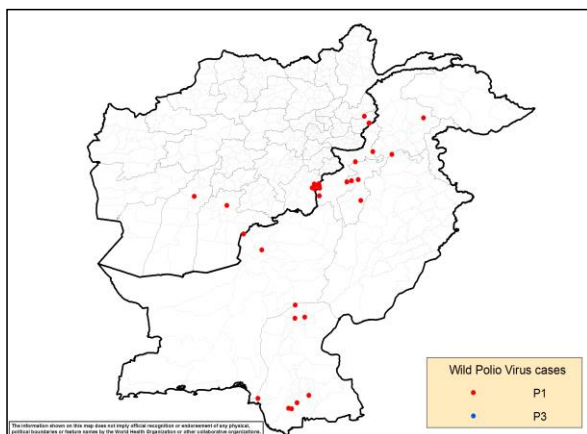


Figure 5: Wild Virus Cases by Type & District in Afghanistan & Pakistan

5a: 01/01/2016 - 31/12/2016



5b: 01/01/2017 - 06/08/2017

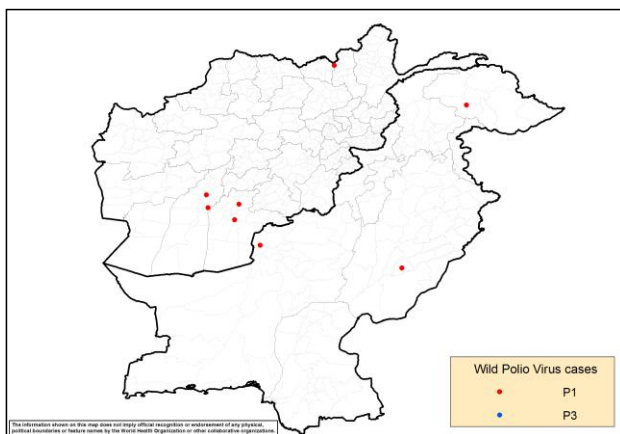




Table 9: Wild Polio cases by district and date of onset of paralysis, Afghanistan 2016-2017

ONSETYR	PROVINCE	DISTRICT	Count	First case	Last case
2016	PAKTIKA	BERMEL	7	02-08-16	16-12-16
	KUNAR	SHIGAL WA SHEL TAN	4	01-02-16	29-05-16
	KANDAHAR	SHAHWALIKOT	1	04-04-16	04-04-16
	HILMAND	NAWZAD	1	23-01-16	23-01-16
2016 Total			13	23-01-16	16-12-16
2017	KANDAHAR	SHAHWALIKOT	1	19-06-17	19-06-17
		KANDAHAR	1	13-01-17	13-01-17
	HILMAND	NAWZAD	1	16-04-17	16-04-17
		NAHR-E-SARAJ	1	21-01-17	21-01-17
2017 Total			5	13-01-17	19-06-17

Table 10: Wild Polio cases by district and date of onset of paralysis, Pakistan 2016-2017

ONSETYR	PROVINCE	DISTRICT	Count	First case	Last case
2016	BALOCHISTAN	KABDULAH	1	22-12-16	22-12-16
		QUETTA	1	01-02-16	01-02-16
	SINDH	SUJAWAL	2	03-09-16	03-11-16
		BADIN	2	10-10-16	16-10-16
		SHIKARPUR	2	05-03-16	12-04-16
		JACOBABAD	1	10-02-16	10-02-16
		KHIGADAP	1	17-01-16	17-01-16
		KHYBER PAKHTOON	KOHISTAN	1	03-09-16
		DIKHAN	1	06-06-16	06-06-16
		BANNU	3	22-03-16	26-04-16
		PESHAWAR	1	12-02-16	12-02-16
		HANGU	1	09-02-16	09-02-16
		NOWSHERA	1	22-01-16	22-01-16
	FATA	WAZIR-S	2	18-06-16	27-07-16
2016 Total			20	17-01-16	22-12-16
2017	BALOCHISTAN	KABDULAH	1	11-06-17	11-06-17
	GILGIT BALTISTAN	DIAMIR	1	13-02-17	13-02-17
	PUNJAB	LODHAN	1	28-01-17	28-01-17
2017 Total			3	28-01-17	11-06-17

Table 11: Circulating VDPV cases and date of onset of paralysis in EMR countries by districts 2016 - 2017

Year	COUNTRY	PROVINCE	DISTRICT	cVDPV2		
				Count	First Case	Last Case
2016	PAK	BALOCHISTAN	QUETTA	1	17-12-16	17-12-16
	PAK Total			1	17-12-16	17-12-16
2016 Total				1	17-12-16	17-12-16
2017	SYR	DEIR_AL_ZOUR	MAYADEEN	29	03-03-17	16-06-17
		RAQUA	TALABYAD	1	25-04-17	25-04-17
SYR Total				30	03-03-17	16-06-17
2017 Total				30	03-03-17	16-06-17

