



AFP SURVEILLANCE

5-Sep-17

Week 35, ending 3 September 2017

Number 987

Table 1: Acute Flaccid Paralysis (AFP) cases by week of onset

Country	Reported AFP cases by week of onset - Week (35/17) / Ending on : 03/09/2017														
	Total AFP 2015	Total AFP 2016	Total AFP to date, 2017	W24 18 Jun 17	W25 25 Jun 17	W26 02 Jul 17	W27 09 Jul 17	W28 16 Jul 17	W29 23 Jul 17	W30 30 Jul 17	W31 06 Aug 17	W32 13 Aug 17	W33 20 Aug 17	W34 27 Aug 17	W35 03 Sep 17
Afghanistan	2738	2905	2026	44	44	71	65	67	73	62	64	64	52	19	
Bahrain	19	14	12	0	0	2	0	0	0	0	0	0	0	0	
Djibouti	3	3	4												
Egypt	1046	1092	853	20	8	27	21	30	26	20	31	22	23	13	
Iran	780	776	497	20	10	13	18	17	14	14	22	11	6	0	
Iraq	520	605	439	12	6	14	13	8	6	14	11	13	22	10	
Jordan ****	90	107	63	3	0	2	5	3	0	0	2	1	0		
Kuwait	32	50	37	0	3	1	0	1	0	0	0	2	1	0	
Lebanon ****	113	111	57	1	0	2	1	4	0	2	0	1	0	0	
Libya	54	70	57	0	2	3	2	1	0	3	1	0	1	0	
Morocco	79	83	78	4	0	5	4	1	5	1	0	0	2	1	
Oman	39	39	19	0	1	1	0	0	1	0	1	0	0	0	0
Pakistan	5814	7847	5968	147	139	162	190	185	185	189	157	96	70	18	
Palestine ****	38	46	23	1	0	1	2	1	1	0	0	0	1	0	
Qatar	11	9	12	0	0	1	1	1	0	0	0	0	1	0	
Saudi Arabia	254	273	150	2	6	4	3	7	3	1	0	0	0	0	
Somalia	281	316	248	10	1	5	9	4	7	7	7	5	7	7	0
Sudan	436	509	349	10	9	7	19	11	7	11	16	12	10	4	
Syria ****	235	303	237	5	6	11	9	9	7	5	14	7	10	4	
Tunisia	64	90	35	2	0	0	1	0	0	2	0	0	1	0	
U.A.E	31	42	32	0	0	0	1	1	0	1	0	1	1	0	
Yemen	537	715	437	11	7	11	16	8	13	14	6	10	11	7	0
Total EMR	13214	16005	11633	292	242	343	380	359	348	346	332	245	219	83	0

☐ No data = No report received

Table 2: Confirmed polio cases by month of onset

Country	Total year 2015	Total year 2016	03/09		Confirmed polio cases by month of onset											
			2016	2017	October 2016	November 2016	December 2016	January 2017	February 2017	March 2017	April 2017	May 2017	June 2017	July 2017	August 2017	September 2017
Afghanistan	20	13	9	6	2	0	1	2	1	0	1	0	1	1		
Bahrain	0	0	0	0	0	0	0	0	0	0	0	0	0			
Djibouti	0	0	0	0	0	0	0									
Egypt	0	0	0	0	0	0	0	0	0	0	0	0				
Iran	0	0	0	0	0	0	0	0	0	0	0	0	0			
Iraq	0	0	0	0	0	0	0	0	0	0	0	0	0			
Jordan ****	0	0	0	0	0	0	0	0	0	0	0	0	0			
Kuwait	0	0	0	0	0	0	0	0	0	0	0	0	0			
Lebanon ****	0	0	0	0	0	0	0	0	0	0	0	0	0			
Libya	0	0	0	0	0	0	0	0					0			
Morocco	0	0	0	0	0	0		0	0	0		0	0			
Oman	0	0	0	0	0	0	0	0	0	0	0	0	0	0		
Pakistan	54	20	16	4	2	1	1	1	1	0			1		1	
Palestine ****	0	0	0	0	0	0	0		0	0	0					
Qatar	0	0	0	0	0	0	0	0	0	0	0	0	0			
Saudi Arabia	0	0	0	0	0	0	0	0	0							
Somalia	0	0	0	0	0	0	0	0	0	0	0	0	0			
Sudan	0	0	0	0	0	0	0	0	0	0	0	0	0			
Syria ****	0	0	0	0	0	0	0	0	0	0	0	0	0	0		
Tunisia	0	0	0	0	0	0	0	0	0	0	0	0	0			
U.A.E	0	0	0	0	0	0	0	0	0	0	0	0	0			
Yemen	0	0	0	0	0	0	0	0	0	0	0					
Total EMR	74	33	25	10	4	1	2	3	2	0	1	0	2	1	1	0

**** UNRWA cases are included with those of country of residence



Table 3: Investigation of AFP cases with paralysis onset in 2016 & 2017 up to Week (34/17) / Ending on : 27/08/2017

COUNTRY	2016												2017												Latest line List Date
	AFP									Specimen	Wild cases ****		AFP									Specimen	Wild cases ****		
	Total AFP cases onset 2016	Case classification					Non polio AFP rate **	AFP cases pending classification > 90 days from onset of paralysis	AFP cases pending classification and lab > 90 days from onset of paralysis	% with *** adequate specimens	Wild P1 Poliovirus	Wild P3 Poliovirus	Total AFP cases onset 2017	Case classification					Annualized Non polio AFP rate **	AFP cases pending classification > 90 days from onset of paralysis	AFP cases pending classification and lab > 90 days from onset of paralysis	% with *** adequate specimens	Wild P1 Poliovirus	Wild P3 Poliovirus	
		Total Confirmed Polio Cases *	Polio Compatible	Pending Classification	Discarded (non polio AFP)	VDPV								Total Confirmed Polio Cases *	Polio Compatible	Pending Classification	Discarded (non polio AFP)	VDPV							
Afghanistan	2905	13	0	0	2891	1	14.4	0	0	92.2	13	0	2026	6	0	177	1843	0	14.6	6	1	93.8	6	0	30-08-2017
Bahrain	14	0	0	0	14	0	4.9	0	0	100.0	0	0	12	0	0	2	10	0	6.1	0	0	100.0	0	0	30-08-2017
Djibouti	3	0	0	0	3	0	1.0	0	0	33.3	0	0	4	0	0	4	0	0	2.0	4	4	100.0	0	0	10-04-2017
Egypt	1092	0	0	0	1092	0	2.9	0	0	94.1	0	0	853	0	0	83	769	1	3.4	0	0	93.6	0	0	01-09-2017
Iran	776	0	0	0	775	1	4.2	0	0	95.5	0	0	497	0	0	8	489	0	3.9	0	0	97.4	0	0	02-09-2017
Iraq	605	0	0	0	604	1	4.2	0	0	80.7	0	0	439	0	0	61	378	0	4.4	3	0	87.5	0	0	02-09-2017
Jordan	107	0	0	0	107	0	3.8	0	0	100.0	0	0	63	0	0	17	46	0	3.3	0	0	100.0	0	0	20-08-2017
Kuwait	50	0	0	0	50	0	5.7	0	0	90.0	0	0	37	0	0	2	35	0	6.3	0	0	89.2	0	0	27-08-2017
Lebanon	111	0	0	1	110	0	5.8	1	0	82.9	0	0	57	0	0	7	50	0	4.5	4	0	71.9	0	0	30-08-2017
Libya	70	0	0	0	70	0	3.4	0	0	97.1	0	0	57	0	0	6	51	0	4.1	3	3	94.7	0	0	30-08-2017
Morocco	83	0	0	0	83	0	0.8	0	0	61.4	0	0	78	0	0	27	51	0	1.1	14	1	66.7	0	0	31-08-2017
Oman	39	0	0	0	39	0	4.5	0	0	89.7	0	0	19	0	0	0	19	0	3.1	0	0	94.7	0	0	05-09-2017
Pakistan	7847	20	5	0	7820	2	10.0	0	0	87.4	20	0	5968	4	0	442	5522	0	11.4	104	12	88.6	4	0	01-09-2017
Palestine	46	0	0	0	46	0	2.4	0	0	97.8	0	0	23	0	0	6	17	0	1.8	0	0	100.0	0	0	27-08-2017
Qatar	9	0	0	0	9	0	3.0	0	0	100.0	0	0	12	0	0	5	7	0	6.0	0	0	91.7	0	0	27-08-2017
Saudi Arabia	273	0	0	0	273	0	2.8	0	0	98.2	0	0	150	0	0	78	72	0	2.3	47	47	96.7	0	0	30-08-2017
Somalia	316	0	0	0	315	1	5.5	0	0	99.1	0	0	248	0	0	20	228	0	6.4	0	0	98.8	0	0	03-09-2017
Sudan	509	0	0	0	509	0	2.8	0	0	97.6	0	0	349	0	0	30	319	0	2.9	0	0	97.1	0	0	30-08-2017
Syria	303	0	0	0	303	0	3.9	0	0	87.8	0	0	237	0	0	41	157	39	4.5	2	0	81.9	0	0	02-09-2017
Tunisia	90	0	0	0	89	1	3.4	0	0	77.8	0	0	35	0	0	3	32	0	1.9	0	0	77.1	0	0	31-08-2017
U.A.E	42	0	0	0	42	0	4.2	0	0	100.0	0	0	32	0	0	2	30	0	4.7	0	0	93.8	0	0	30-08-2017
Yemen	715	0	0	0	714	1	5.4	0	0	90.9	0	0	437	0	0	142	295	0	4.7	22	22	91.5	0	0	03-09-2017
EMR	16005	33	5	1	15958	8	6.4	1	0	89.7	33	0	11633	10	0	1163	10420	40	6.9	209	90	90.7	10	0	
2015	13214	74	15	1	13117	8	5.2	0	0	90.2	74	0													

* Confirmed polio cases refer to wild isolation from AFP cases or from contacts of negative index AFP cases

** Non-polio AFP per 100,000 children <15 years

*** Adequate here refers to two stool specimens collected at least 24 hours apart, within 14 days of paralysis onset

**** AFP cases co infected with P1 and P3 are counted separately as wild isolates



World Health Organization – Regional Office for Eastern Mediterranean
AFP SURVEILLANCE
Week 35, ending 3 September 2017

5-Sep-17
Number 987

Table 4 (a): Lab results of contacts' samples in EMR, 2016 - 2017

COUNTRY	2016						2017					
	# OF CONTACTS	LAB RESULTS					# OF CONTACTS	LAB RESULTS				
		WILD	VDPV	SL	NPEV	PENDING		WILD	VDPV	SL	NPEV	PENDING
AFG	1453	8		127	343		941	1		62	213	74
BAH							2					
DJI	9				9							
EGY	362			13	49	14	286			4	33	36
IRN	170			3	6		82			2		
IRQ	658			28	102	6	379			10	51	28
JOR	30				2		2					
KUW	78						8					2
LEB	210			11	2	20	42			2	3	8
LIB							4					1
MOR	82			1	7	7	49				3	
OMA	102			1	7	2	58			1	13	4
PAK	2503	5		181	525		2380			128	496	123
PAL												
QAT												
SAA												
SOM	930		1	50	110		748			30	88	60
SUD	228				18	19	159			5	8	31
SYR	679			9	17		407		34	2	7	28
TUN	20				1	1	13					
UAE							2					
YEM	1723		2	37	277	5	1136			42	91	334
EMR	9237	13	3	461	1475	74	6698	1	34	288	1006	729

Table 4 (B): Most recent wild contacts in EMRO, 2016 - 2017

Year	Country	Data	
		Count of wild contacts	Date of Most Recent stool collection
2016	Pakistan	5	25-11-16
	Afghanistan	8	07-10-16
2016 Total		13	25-11-16
2017	Afghanistan	1	21-05-17
2017 Total		1	21-05-17

Table 4 (C): Number and distribution by district of -ve index AFP cases identified as wild positive by contact in EMR, 2016-2017

YEAR	COUNTRY	PROVINCE	DISTRICT	COUNT	First case	Last case
2016	AFG	KUNAR	SHIGAL WA SHELTAN	1	26-02-16	26-02-16
		HILMAND	NAWZAD	1	23-01-16	23-01-16
		PAKTIKA	BERMEL	1	01-09-16	01-09-16
	AFG Total			3	23-01-16	01-09-16
	PAK	KHYBER PAKHTOON	KOHISTAN	1	03-09-16	03-09-16
SINDH		BADIN	1	10-10-16	10-10-16	
PAK Total			2	03-09-16	10-10-16	
2017	AFG	HILMAND	NAWZAD	1	16-04-17	16-04-17
				1	16-04-17	16-04-17



Table 5: Laboratory investigation of AFP cases with paralysis onset in 2017 up to Week (34/17) / Ending on : (27/08/2017)

Country	Polio laboratories Sequencing performed by EGY, PAK, TUN, CDC and RIVM laboratories	AFP cases with specimens	Preliminary virus isolation results of AFP cases						Poliovirus intratypic differentiation results #										Indicators				Latest report Date					
			Referred for ITD		NPEV only	Negative	Pending		Type 1			Type 2			Type 3			Discordant pending sequence	NPEV by PCR	Non-EV	Pending ITD	% specimens positive for NPEV*		% AFP cases with culture results within 14 days	% AFP cases with ITD results within 7 days	% AFP cases with ITD results within 45 days of onset**		
			L20B+	L20B+/NPEV			received < / = 14 days	received > 14 days ago	Wild	Sabin	VDPV	Wild	Sabin	VDPV	Wild	Sabin	VDPV											
Afghanistan	RRL Pakistan	1995	163	28	403	1297	79	25	5	129											3			20%	99%	99%	98%	01/09/2017
Bahrain	PNL Oman	10				10																		0%	100%		100%	05/09/2017
Djibouti	NPL Kenya	4						4																				10/04/2017
Egypt***	RRL Egypt	836	15	5	120	647	25	24		11			1		4						6	1		12%	100%	100%	99%	30/08/2017
Iran	NPL Iran	490	8		4	476		2		5					6									1%	99%	100%	100%	02/09/2017
Iraq	RRL Egypt	446	17		55	322	43	10		10					13									13%	100%	100%	100%	31/08/2017
Jordan	RRL EGYPT	68	1		6	59	2								3									10%	100%	100%	75%	05/09/2017
Kuwait	RRL Kuwait	36			2	33		1																3%	94%		97%	06/08/2017
Lebanon	NPL Jordan	56	1		4	50	1																	9%	100%		100%	05/09/2017
Libya	RRL Tunisia	56			4	50	1	1																6%	100%		93%	25/08/2017
Morocco	NPL Morocco	62			4	56	2																	6%	88%		95%	31/08/2017
Oman	NPL Oman	19			6	13																		27%	94%		95%	05/09/2017
Pakistan	RRL Pakistan	6209	288	18	1266	4312	279	44	4	164			7		206						3			18%	99%	98%	97%	01/09/2017
Palestine & UNRWA		23			9	11		3																45%	26%		100%	27/08/2017
Qatar	NPL Oman	12				11	1																	0%	100%		100%	05/09/2017
Saudi Arabia	NPL Oman	151			16	80		55																12%	98%		100%	06/08/2017
Somalia	NPL Kenya	248	18	3	31	176	11	9		13					18									15%	23%		100%	03/09/2017
Sudan	RRL Egypt	348	7		41	278	17	6		4					3						1			11%	100%	100%	100%	02/09/2017
Syria	RRL Egypt	227	37		9	164	16	1		2			36		4									3%	100%	100%	89%	02/09/2017
Tunisia	RRL Tunisia	45			4	38	2	1																6%	100%		98%	25/08/2017
U.A.E	NPL Oman	32	2		3	25	2			2					2									10%	100%	100%	37%	05/09/2017
Yemen	RRL Egypt	204	20	3	28	153				11					18						2			12%	100%	100%	37%	30/08/2017
Total EMR 2017		11577	577	57	2015	8261	481	186	9	351			7	37	417					12	15	1		16%	97%	99%	96%	
Total EMR 2016		15747	823	93	2781	12035				28	482			86	6	565	1			2	23	3	4	15%	95%	98%	94%	

* Specimens from all sources including non-AFP cases, excluding environmental samples

** This indicator reflects surveillance and laboratory activities



Table 6: Environmental isolate by year and type

Country	Status	2010	2011	2012	2013	2014	2015	2016	2017
AFG	NEGATIVE				9	78	129	183	174
	PENDING								16
	WILD					17	20	2	8
AFG Total					9	95	149	185	198
EGY	NEGATIVE	183	178	196	304	410	412	528	329
	PENDING								18
	WILD			2					
	VDPV1			1		1			
	VDPV2			7	3	2	3	1	
EGY Total		183	178	206	307	413	415	529	347
JOR	NEGATIVE							2	21
	PENDING								
JOR Total								2	21
LEB	NEGATIVE							4	14
	PENDING								1
LEB Total								4	15
PAK	NEGATIVE	77	68	151	257	237	347	462	335
	PENDING								19
	WILD	79	136	88	63	125	79	59	64
	WILD & VDPV2				2	6	5	3	1
	VDPV2					4	8	5	4
PAK Total		156	204	239	322	372	439	529	423
EMR	NEGATIVE	260	246	347	570	725	888	1179	873
	PENDING								54
	WILD	79	136	90	63	142	99	61	72
	WILD & VDPV2				2	6	5	3	
	VDPV1			1		1			
VDPV2			7	3	6	11	6	4	
EMR Total		339	382	445	638	880	1003	1249	1004

Table 7: Environmental Wild/VDPV isolate by site

Year	Country	Status	Province	District	Count	First date	Last date		
2016	AFG	WILD1	HILMAND	NAHR-E-SARAJ	1	23-Dec	23-Dec		
			NANGARHAR	JALALABAD	1	26-Dec	26-Dec		
	AFG Total				2	23-Dec	26-Dec		
	EGY	VDPV2	SOUTH SINIA	EL TUR	1	15-Mar	15-Mar		
	EGY Total				1	15-Mar	15-Mar		
	PAK	WILD1	BALOCHISTAN	KABDULLAH	KABDULLAH	6	15-Jan	2-Dec	
					PISHIN	4	2-Aug	16-Sep	
					QUETTA	11	12-Feb	20-Nov	
				KHYBER PAKHTUNKHWA	DIKHAN	1	16-Jul	16-Jul	
					PESHAWAR	10	11-Jan	10-Dec	
					DERA GHAZI KHA	1	12-May	12-May	
			PUNJAB	FAISALABAD	2	3-Feb	2-Jul		
				LAHORE	3	5-Aug	18-Oct		
				MULTAN	2	8-Nov	8-Dec		
RAWALPINDI				4	14-Apr	10-Dec			
HYDERABAD				1	5-Jan	5-Jan			
JACOBABAD				3	4-Feb	16-Aug			
SINDH	KHIBALDIA	1	14-Jul	14-Jul					
	KHIGADAP	4	27-Jan	9-Mar					
	KHIGIQBAL	2	18-Jan	15-Mar					
	KHILANDHI	1	14-Dec	14-Dec					
	SUKKUR	3	12-Jan	19-Mar					
	QUETTA	3	20-Oct	12-Dec					
WILD1+VDPV2	BALOCHISTAN	QUETTA	4	20-Jun	28-Dec				
VDPV2	BALOCHISTAN	QUETTA	4	20-Jun	28-Dec				
		SINDH	HYDERABAD	1	11-Jul	11-Jul			
PAK Total				67	5-Jan	28-Dec			
2016 Total				70	5-Jan	28-Dec			
2017	AFG	WILD1	HILMAND	LASHKARGAH	2	26-Apr	7-Jul		
			KANDAHAR	KANDAHAR	3	26-Jan	7-Jun		
			NANGARHAR	JALALABAD	3	24-Jan	21-Jun		
	AFG Total				8	24-Jan	7-Jul		
	PAK	WILD1	BALOCHISTAN	KABDULLAH	KABDULLAH	9	1-Jan	1-Jul	
					PISHIN	4	2-Jan	3-Apr	
					QUETTA	10	1-Jan	28-Jul	
				ISLAMABAD	CDA	5	10-Feb	10-Jul	
					KHYBER PAKHTUNKHWA	PESHAWAR	5	10-Jan	10-Jun
						MULTAN	1	9-Jan	9-Jan
			PUNJAB	RAWALPINDI	6	10-Jan	10-Jul		
				SINDH	KAMBAR	1	15-Aug	15-Aug	
				KHIBALDIA	1	8-Aug	8-Aug		
				KHIGADAP	13	9-Jan	16-Aug		
KHIGIQBAL				3	3-Feb	8-Apr			
SINDH	KHILANDHI	4	16-Mar	19-Jul					
	KHISITE	1	7-Aug	7-Aug					
	SUKKUR	1	11-Apr	11-Apr					
	WILD1+VDPV2	BALOCHISTAN	KABDULLAH	1	15-Jul	15-Jul			
	VDPV2	BALOCHISTAN	PISHIN	1	2-May	2-May			
			QUETTA	3	3-Apr	29-May			
PAK Total				69	1-Jan	16-Aug			
2017 Total				77	1-Jan	16-Aug			



Figure 1: Non Polio AFP Rate and Wild Virus in EMR 01/01/2017 - 03/09/2017

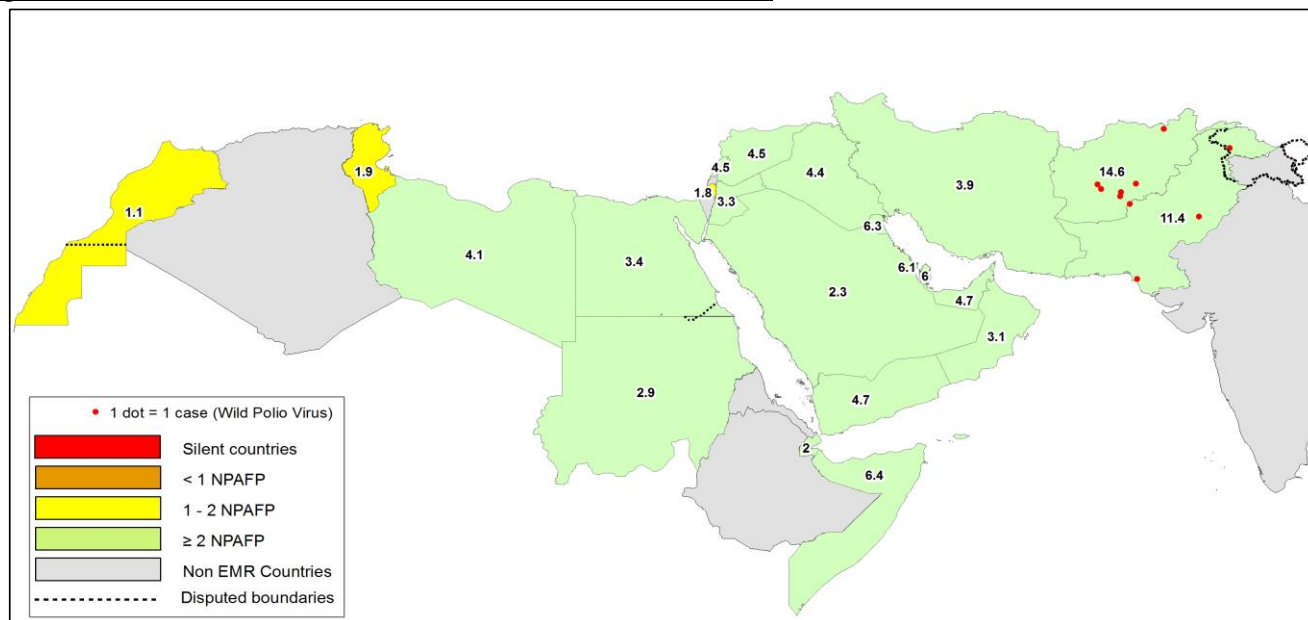


Figure 2: Percent of AFP cases with Adequate Samples & Compatible Cases in EMR 01/01/2017 - 03/09/2017

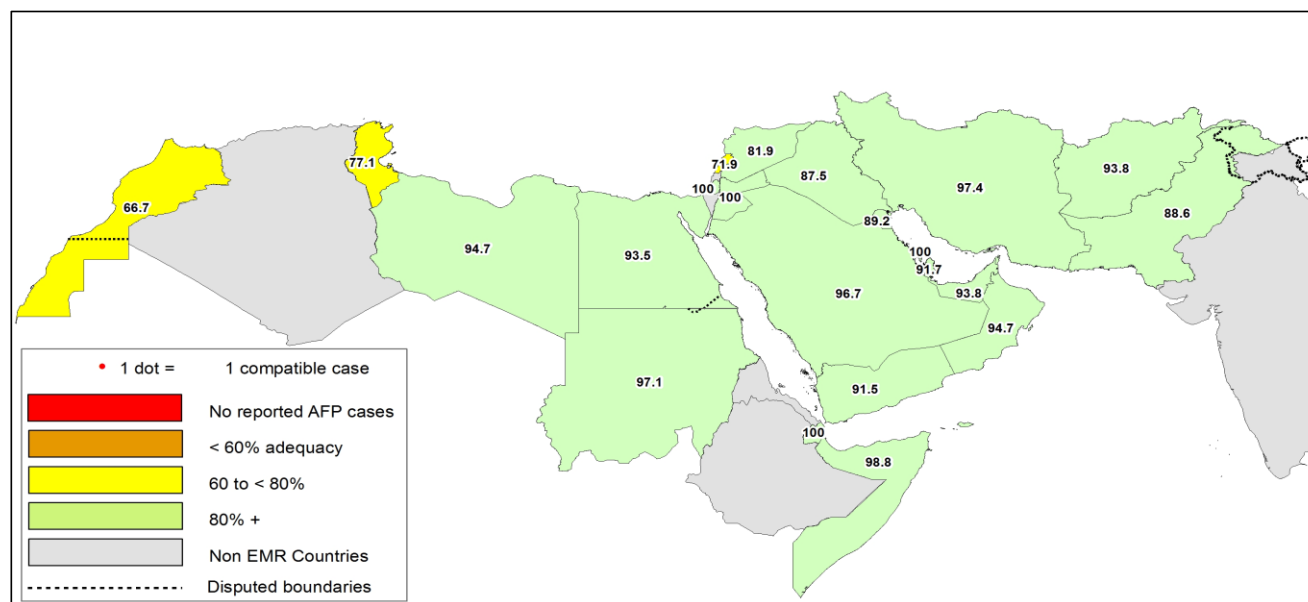


Table 8: Wild polio cases by country and date of onset of paralysis in EMR, 2016 - 2017

Year	COUNTRY	P1		
		Count	First Case	Last Case
2016	AFG	13	23-01-16	16-12-16
	PAK	20	17-01-16	22-12-16
2016 Total		33	17-01-16	22-12-16
2017	AFG	6	13-01-17	10-07-17
	PAK	4	28-01-17	11-08-17
2017 Total		10	13-01-17	11-08-17

Last reported wild Polio P3 from Pakistan with date of onset 18/04/2012



Figure 3: Non Polio AFP rate by Province in Afghanistan & by District in Pakistan 01/01/2017 - 03/09/2017

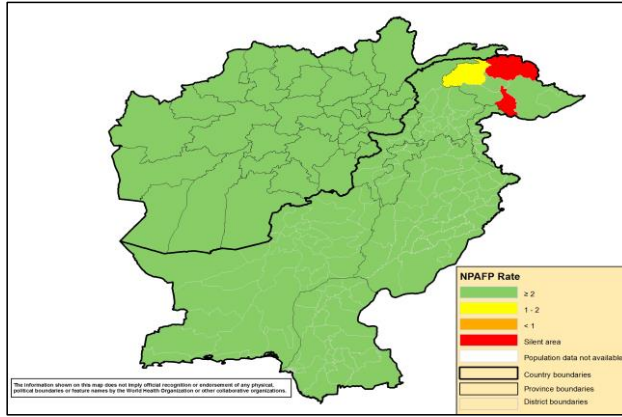


Figure 4: Percent of AFP cases with Adequate Samples in Afghanistan by Province & Pakistan by District 01/01/2017 - 03/09/2017

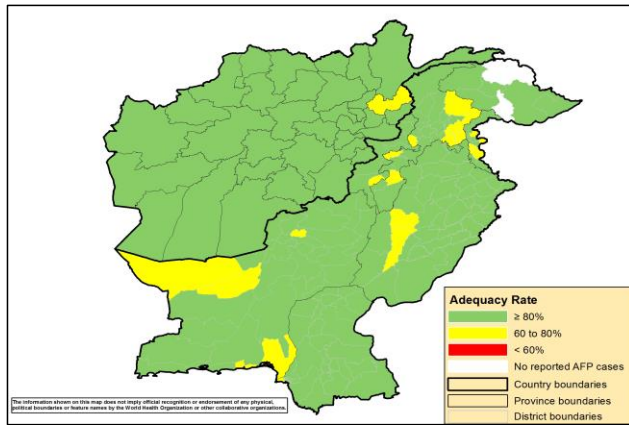
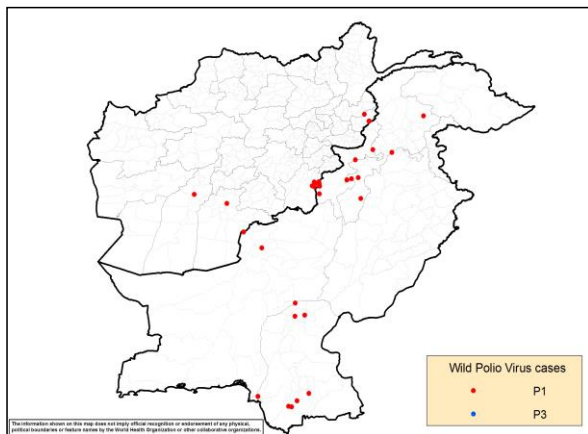
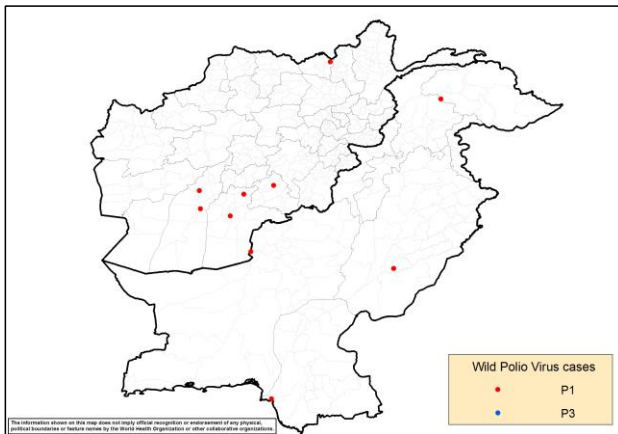


Figure 5: Wild Virus Cases by Type & District in Afghanistan & Pakistan

5a: 01/01/2016 - 31/12/2016



5b: 01/01/2017 - 03/09/2017



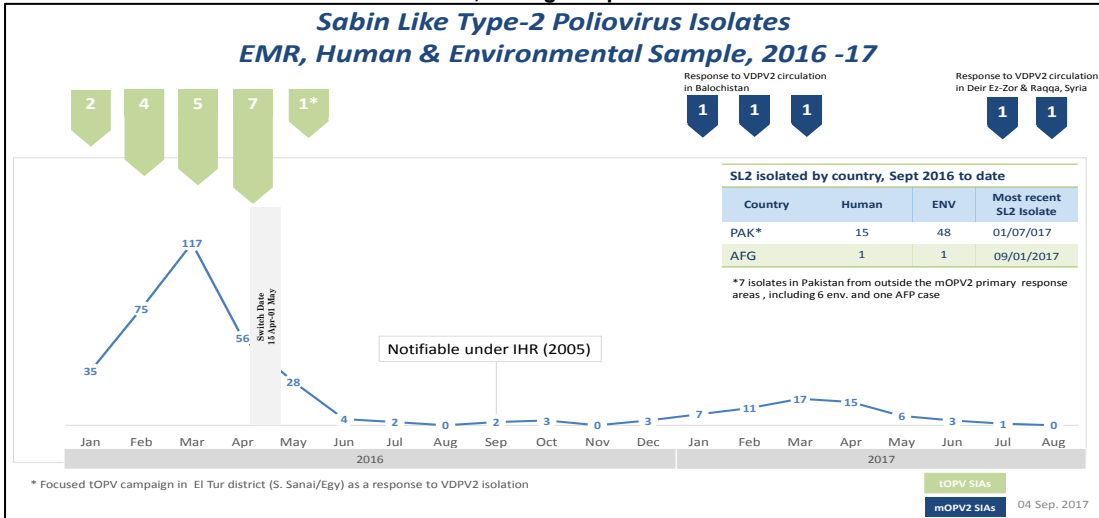


ONSETYR	PROVINCE	DISTRICT	Count	First case	Last case
2016	PAKTIKA	BERMEL	7	02-08-16	16-12-16
	KUNAR	SHIGAL WA SHEL TAN	4	01-02-16	29-05-16
	KAN DAHAR	SHAHWALIKOT	1	04-04-16	04-04-16
	HILMAND	NAWZAD	1	23-01-16	23-01-16
2016 Total			13	23-01-16	16-12-16
2017	ZABUL	ARGHANDAB (Z)	1	10-07-17	10-07-17
	KAN DAHAR	SHAHWALIKOT	1	19-06-17	19-06-17
		KAN DAHAR	1	13-01-17	13-01-17
	HILMAND	NAWZAD	1	16-04-17	16-04-17
		NAHR-E-SARAJ	1	21-01-17	21-01-17
KUNDUZ	DASHT-E-ARCHI	1	21-02-17	21-02-17	
2017 Total			6	13-01-17	10-07-17

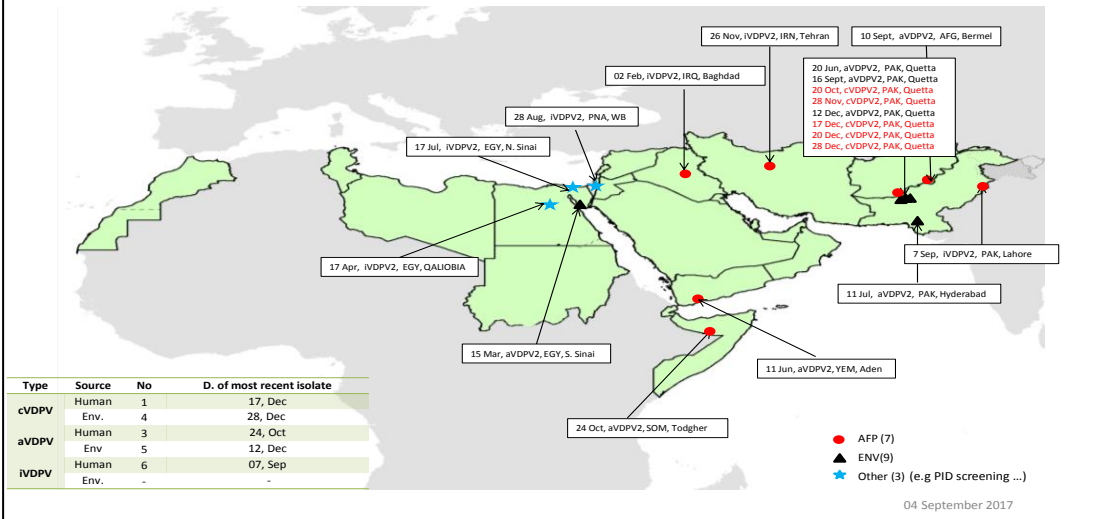
ONSETYR	PROVINCE	DISTRICT	Count	First case	Last case
2016	BALOCHISTAN	KABDULAH	1	22-12-16	22-12-16
		QUETTA	1	01-02-16	01-02-16
	SINDH	SUJAWAL	2	03-09-16	03-11-16
		BADIN	2	10-10-16	16-10-16
		SHIKARPUR	2	05-03-16	12-04-16
		JACOBABAD	1	10-02-16	10-02-16
		KHIGADAP	1	17-01-16	17-01-16
		KOHI STAN	1	03-09-16	03-09-16
	KHYBER PAKHTOON	DIKHAN	1	06-06-16	06-06-16
		BANNU	3	22-03-16	26-04-16
		PESHAWAR	1	12-02-16	12-02-16
		HANGU	1	09-02-16	09-02-16
		NOWSHERA	1	22-01-16	22-01-16
FATA	WAZIR-S	2	18-06-16	27-07-16	
2016 Total			20	17-01-16	22-12-16
2017	SINDH	KHIGIQBAL	1	11-08-17	11-08-17
	BALOCHISTAN	KABDULAH	1	11-06-17	11-06-17
	GILGIT BALTISTAN	DIAMIR	1	13-02-17	13-02-17
	PUNJAB	LODHRAN	1	28-01-17	28-01-17
2017 Total			4	28-01-17	11-08-17

Table 11: Circulating VDPV cases and date of onset of paralysis in EMR countries by districts 2016 - 2017

Year	COUNTRY	PROVINCE	DISTRICT	cVDPV2		
				Count	First Case	Last Case
2016	PAK	BALOCHISTAN	QUETTA	1	17-12-16	17-12-16
			PAK Total	1	17-12-16	17-12-16
2016 Total				1	17-12-16	17-12-16
2017	SYR	HOMS	TADMOUR	1	10-07-17	10-07-17
		DEIR_AL_ZOUR	DEIR ALZOUR	1	30-06-17	30-06-17
		DEIR_AL_ZOUR	BOKAMAL	3	25-06-17	13-07-17
		DEIR_AL_ZOUR	MAYADEEN	33	05-03-17	07-07-17
		RAQUA	TALABYAD	1	25-04-17	25-04-17
SYR Total				39	05-03-17	13-07-17
2017 Total				39	05-03-17	13-07-17



VDPV2 isolates, EMR countries, 2016



VDPV2 isolates, EMR countries, 2017

