



AFP SURVEILLANCE

18-Sep-17

Week 37, ending 17 September 2017

Number 989

Table 1: Acute Flaccid Paralysis (AFP) cases by week of onset

Country	Reported AFP cases by week of onset - Week (37/17) / Ending on : 17/09/2017														
	Total AFP 2015	Total AFP 2016	Total AFP to date, 2017	W26 02 Jul 17	W27 09 Jul 17	W28 16 Jul 17	W29 23 Jul 17	W30 30 Jul 17	W31 06 Aug 17	W32 13 Aug 17	W33 20 Aug 17	W34 27 Aug 17	W35 03 Sep 17	W36 10 Sep 17	W37 17 Sep 17
Afghanistan	2738	2905	2154	71	65	67	73	64	65	65	57	49	37	45	7
Bahrain	19	14	12	2	0	0	0	0	0	0	0	0	0	0	
Djibouti	3	3	4												
Egypt	1046	1092	890	27	21	30	26	20	31	22	23	15	11	18	6
Iran	780	776	518	13	18	17	14	14	22	11	12	12	3	0	0
Iraq	520	605	455	14	13	8	7	14	11	14	22	15	4	4	
Jordan ****	90	107	63	2	5	3	0	0	2	1	0				
Kuwait	32	50	40	1	0	1	0	0	0	2	2	1	0	1	0
Lebanon ****	113	111	61	2	1	4	0	2	0	1	0	0	2	1	0
Libya	54	70	60	3	2	1	0	3	1	0	2	0	1	1	
Morocco	79	83	78	5	4	1	5	1	0	0	2	1	0		
Oman	39	39	20	1	0	0	1	0	1	0	0	0	1	0	0
Pakistan	5814	7847	6310	168	192	185	196	210	179	138	159	91	55	14	0
Palestine ****	38	46	24	1	2	1	1	0	0	0	1	0	0	1	
Qatar	11	9	12	1	1	1	0	0	0	0	1	0			
Saudi Arabia	254	273	150	4	3	7	3	1	0	0	0	0	0	0	0
Somalia	281	316	261	5	9	4	7	7	7	5	7	7	5	7	1
Sudan	436	509	366	7	19	11	7	11	16	12	10	5	8	8	0
Syria ****	235	303	250	12	9	9	7	5	15	8	13	6	3	2	
Tunisia	64	90	39	0	1	0	1	3	1	0	2	0	0	0	
U.A.E	31	42	33	0	1	1	0	1	0	1	1	0	1	0	
Yemen	537	715	464	11	16	8	13	14	6	10	16	13	7	7	2
Total EMR	13214	16005	12264	350	382	359	361	370	357	290	330	215	138	109	16

☐ No data = No report received

Table 2: Confirmed polio cases by month of onset

Country	Total year 2015	Total year 2016	17/09		Confirmed polio cases by month of onset											
			2016	2017	October 2016	November 2016	December 2016	January 2017	February 2017	March 2017	April 2017	May 2017	June 2017	July 2017	August 2017	September 2017
Afghanistan	20	13	9	6	2	0	1	2	1	0	1	0	1	1		
Bahrain	0	0	0	0	0	0	0	0	0	0	0	0	0		0	
Djibouti	0	0	0	0	0	0	0									
Egypt	0	0	0	0	0	0	0	0	0	0	0	0				
Iran	0	0	0	0	0	0	0	0	0	0	0	0	0	0		
Iraq	0	0	0	0	0	0	0	0	0	0	0	0		0		
Jordan ****	0	0	0	0	0	0	0	0	0	0	0	0	0	0		
Kuwait	0	0	0	0	0	0	0	0	0	0	0	0	0	0		
Lebanon ****	0	0	0	0	0	0	0	0	0	0	0	0	0	0	0	
Libya	0	0	0	0	0	0	0	0		0	0		0	0		
Morocco	0	0	0	0	0	0		0	0	0		0	0			
Oman	0	0	0	0	0	0	0	0	0	0	0	0	0	0	0	
Pakistan	54	20	16	4	2	1	1	1	1	0			1		1	
Palestine ****	0	0	0	0	0	0	0		0	0	0				0	
Qatar	0	0	0	0	0	0	0	0	0	0	0	0	0	0		
Saudi Arabia	0	0	0	0	0	0	0	0	0						0	
Somalia	0	0	0	0	0	0	0	0	0	0	0	0	0			
Sudan	0	0	0	0	0	0	0	0	0	0	0	0	0	0		
Syria ****	0	0	0	0	0	0	0	0	0	0	0	0	0	0		
Tunisia	0	0	0	0	0	0	0	0	0	0	0	0	0	0		
U.A.E	0	0	0	0	0	0	0	0	0	0	0	0	0	0		
Yemen	0	0	0	0	0	0	0	0	0	0	0	0	0	0		
Total EMR	74	33	25	10	4	1	2	3	2	0	1	0	2	1	1	0

**** UNRWA cases are included with those of country of residence



Table 3: Investigation of AFP cases with paralysis onset in 2016 & 2017 up to Week (37/17) / Ending on : 17/09/2017

COUNTRY	2016												2017												Latest line List Date
	AFP									Specimen	Wild cases ****		AFP									Specimen	Wild cases ****		
	Total AFP cases onset 2016	Case classification					Non polio AFP rate **	AFP cases pending classification > 90 days from onset of paralysis	AFP cases pending classification and lab > 90 days from onset of paralysis		% with *** adequate specimens	Wild P1 Poliovirus	Wild P3 Poliovirus	Total AFP cases onset 2017	Case classification					Annualized Non polio AFP rate **	AFP cases pending classification > 90 days from onset of paralysis		AFP cases pending classification and lab > 90 days from onset of paralysis	% with *** adequate specimens	
		Total Confirmed Polio Cases *	Polio Compatible	Pending Classification	Discarded (non polio AFP)	VDPV				Total Confirmed Polio Cases *					Polio Compatible	Pending Classification	Discarded (non polio AFP)	VDPV							
Afghanistan	2905	13	0	0	2891	1	14.4	0	0	92.2	13	0	2154	6	0	187	1961	0	14.6	11	2	93.7	6	0	17-09-2017
Bahrain	14	0	0	0	14	0	4.9	0	0	100.0	0	0	12	0	0	2	10	0	5.8	0	0	100.0	0	0	10-09-2017
Djibouti	3	0	0	0	3	0	1.0	0	0	33.3	0	0	4	0	0	4	0	0	1.9	4	4	100.0	0	0	10-04-2017
Egypt	1092	0	0	0	1092	0	2.9	0	0	94.1	0	0	890	0	0	118	771	1	3.4	1	0	90.9	0	0	16-09-2017
Iran	776	0	0	0	775	1	4.2	0	0	95.5	0	0	518	0	0	4	514	0	3.9	0	0	97.3	0	0	17-09-2017
Iraq	605	0	0	0	604	1	4.2	0	0	80.7	0	0	455	0	0	52	403	0	4.3	6	1	86.4	0	0	16-09-2017
Jordan	107	0	0	0	107	0	3.8	0	0	100.0	0	0	63	0	0	17	46	0	3.1	4	0	100.0	0	0	20-08-2017
Kuwait	50	0	0	0	50	0	5.7	0	0	90.0	0	0	40	0	0	4	36	0	6.4	0	0	87.5	0	0	17-09-2017
Lebanon	111	0	0	0	111	0	5.8	0	0	82.9	0	0	61	0	0	10	51	0	4.5	5	0	72.1	0	0	17-09-2017
Libya	70	0	0	0	70	0	3.4	0	0	97.1	0	0	60	0	0	6	54	0	4.1	3	3	95.0	0	0	16-09-2017
Morocco	83	0	0	0	83	0	0.8	0	0	61.4	0	0	78	0	0	27	51	0	1.0	17	1	66.7	0	0	08-09-2017
Oman	39	0	0	0	39	0	4.5	0	0	89.7	0	0	20	0	0	1	19	0	3.1	0	0	90.0	0	0	17-09-2017
Pakistan	7847	20	5	0	7820	2	10.0	0	0	87.4	20	0	6310	4	0	436	5870	0	11.4	109	12	88.4	4	0	17-09-2017
Palestine	46	0	0	0	46	0	2.4	0	0	97.8	0	0	24	0	0	6	18	0	1.8	0	0	100.0	0	0	13-09-2017
Qatar	9	0	0	0	9	0	3.0	0	0	100.0	0	0	12	0	0	5	7	0	5.7	1	0	91.7	0	0	27-08-2017
Saudi Arabia	273	0	0	0	273	0	2.8	0	0	98.2	0	0	150	0	0	78	72	0	2.2	54	53	96.7	0	0	17-09-2017
Somalia	316	0	0	0	315	1	5.5	0	0	99.1	0	0	261	0	0	13	248	0	6.3	0	0	98.9	0	0	17-09-2017
Sudan	509	0	0	0	509	0	2.8	0	0	97.6	0	0	366	0	0	24	342	0	2.9	1	0	97.3	0	0	17-09-2017
Syria	303	0	0	0	303	0	3.9	0	0	87.8	0	0	250	0	1	34	176	39	4.5	0	0	82.4	0	0	16-09-2017
Tunisia	90	0	0	0	89	1	3.4	0	0	77.8	0	0	39	0	0	7	32	0	2.0	0	0	76.9	0	0	15-09-2017
U.A.E	42	0	0	0	42	0	4.2	0	0	100.0	0	0	33	0	0	1	32	0	4.6	0	0	93.9	0	0	16-09-2017
Yemen	715	0	0	0	714	1	5.4	0	0	90.9	0	0	464	0	0	153	311	0	4.7	23	20	91.4	0	0	16-09-2017
EMR	16005	33	5	0	15959	8	6.4	0	0	89.7	33	0	12264	10	1	1189	11024	40	6.9	239	96	90.3	10	0	
2015	13214	74	15	1	13117	8	5.2	0	0	90.2	74	0													

Afghanistan non-polio AFP rates have been changed due to re-calculation of estimated population of below 15 years

* Confirmed polio cases refer to wild isolation from AFP cases or from contacts of negative index AFP cases
 ** Non-polio AFP per 100,000 children <15 years
 *** Adequate here refers to two stool specimens collected at least 24 hours apart, within 14 days of paralysis onset
 **** AFP cases co infected with P1 and P3 are counted separately as wild isolates



World Health Organization – Regional Office for Eastern Mediterranean
AFP SURVEILLANCE
Week 37, ending 17 September 2017

18-Sep-17
Number 989

Table 4 (a): Lab results of contacts' samples in EMR, 2016 - 2017

COUNTRY	2016						2017					
	# OF CONTACTS	LAB RESULTS					# OF CONTACTS	LAB RESULTS				
	WILD	VDPV	SL	NPEV	PENDING	WILD	VDPV	SL	NPEV	PENDING		
AFG	1453	8		127	343		982	1	62	235	43	
BAH							2					
DJI	9				9							
EGY	362			13	49	14	292		4	33	42	
IRN	170			3	6		82		2			
IRQ	658			28	102	6	426		10	52	62	
JOR	30				2		2					
KUW	78						8				2	
LEB	210			11	2	20	42		2	3	8	
LIB							4				1	
MOR	82			1	7	7	51			3		
OMA	102			1	7	2	58		1	13	4	
PAK	2503	5		181	525		2471		131	540	72	
PAL												
QAT												
SAA												
SOM	930		1	50	110		787		31	91	39	
SUD	228				18	19	164		5	10	22	
SYR	679			9	17		422		34	2	7	
TUN	20				1	1	13					
UAE							2					
YEM	1723		2	37	277	5	1164		42	92	343	
EMR	9237	13	3	461	1475	74	6972	1	34	292	1079	650

Table 4 (B): Most recent wild contacts in EMRO, 2016 - 2017

Year	Country	Data	
		Count of wild contacts	Date of Most Recent stool collection
2016	Pakistan	5	25-11-16
	Afghanistan	8	07-10-16
2016 Total		13	25-11-16
2017	Afghanistan	1	21-05-17
2017 Total		1	21-05-17

Table 4 (C): Number and distribution by district of -ve index AFP cases identified as wild positive by contact in EMR, 2016-2017

YEAR	COUNTRY	PROVINCE	DISTRICT	COUNT	First case	Last case
2016	AFG	KUNAR	SHIGAL WA SHELTAN	1	26-02-16	26-02-16
		HILMAND	NAWZAD	1	23-01-16	23-01-16
		PAKTIKA	BERMEL	1	01-09-16	01-09-16
	AFG Total			3	23-01-16	01-09-16
	PAK	KHYBER PAKHTOON	KOHISTAN	1	03-09-16	03-09-16
SINDH		BADIN	1	10-10-16	10-10-16	
PAK Total			2	03-09-16	10-10-16	
2017	AFG	HILMAND	NAWZAD	1	16-04-17	16-04-17
			AFG Total			1



Table 5: Laboratory investigation of AFP cases with paralysis onset in 2017 up to Week (37/17) / Ending on : (17/09/2017)

Country	Polio laboratories Sequencing performed by EGY, PAK, TUN, CDC and RIVM laboratories	AFP cases with specimens	Preliminary virus isolation results of AFP cases						Poliovirus intratypic differentiation results #										Indicators				Latest report Date			
			Referred for ITD		NPEV only	Negative	Pending		Type 1			Type 2			Type 3			Discordant pending sequence	NPEV by PCR	Non-EV	Pending ITD	% specimens positive for NPEV*		% AFP cases with culture results within 14 days	% AFP cases with ITD results within 7 days	% AFP cases with ITD results within 45 days of onset**
			L20B+	L20B+/NPEV			received < / = 14 days	received > 14 days ago	Wild	Sabin	VDPV	Wild	Sabin	VDPV	Wild	Sabin	VDPV									
Afghanistan	RRL Pakistan	2096	183	28	423	1365	90	7	5	144						156			3			20%	99%	99%	98%	16/09/2017
Bahrain	PNL Oman	10				10																0%	100%		100%	18/09/2017
Djibouti	NPL Kenya	4						4																		10/04/2017
Egypt***	RRL Egypt	867	15	5	121	690	27	9		11			1		4			6	1		12%	100%	100%	99%	17/09/2017	
Iran	NPL Iran	536	9		4	504	19			5					7						1%	99%	100%	99%	16/09/2017	
Iraq	RRL Egypt	462	17		56	354	15	21		10					13						13%	100%	100%	100%	14/09/2017	
Jordan	RRL EGYPT	71	1		6	62	2								3						10%	100%	100%	75%	17/09/2017	
Kuwait	RRL Kuwait	36			2	33		1													3%	94%		97%	06/08/2017	
Lebanon	NPL Jordan	57	1		4	51	1														9%	100%		100%	17/09/2017	
Libya	RRL Tunisia	57			4	52	1														6%	100%		93%	08/09/2017	
Morocco	NPL Morocco	64			4	59	1														6%	89%		95%	16/09/2017	
Oman	NPL Oman	20			6	13	1														27%	94%		95%	18/09/2017	
Pakistan	RRL Pakistan	6505	294	19	1385	4537	261	6	4	168			7		211			1	3	1	19%	99%	98%	97%	16/09/2017	
Palestine & UNRWA		24			9	12	1	2													43%	25%		100%	13/09/2017	
Qatar	NPL Oman	12				12															0%	100%		100%	18/09/2017	
Saudi Arabia	NPL Oman	170	1		33	130	5	1													15%	99%		100%	17/09/2017	
Somalia	NPL Kenya	261	18	4	34	192	12	1		14					18						15%	23%		100%	17/09/2017	
Sudan	RRL Egypt	351	7		43	292	3	7		4					3			1			11%	100%	100%	100%	17/09/2017	
Syria	RRL Egypt	233	39		9	178	6	1		2			19 *		4			12			3%	100%	100%	89%	14/09/2017	
Tunisia	RRL Tunisia	45			4	41															6%	100%		98%	08/09/2017	
U.A.E	NPL Oman	32	2		3	27				2					2						9%	100%	100%	41%	18/09/2017	
Yemen	RRL Egypt	204	20	3	28	153				11					18			2			12%	100%	100%	37%	17/09/2017	
Total EMR 2017		12117	607	59	2178	8767	445	60	9	371			7	37	439			13	15	1	1	16%	97%	99%	96%	
Total EMR 2016		15747	823	93	2781	12035		12	28	482			86	6	565	1		2	23	3	4	15%	95%	98%	94%	

* Specimens from all sources including non-AFP cases, excluding environmental samples

** This indicator reflects surveillance and laboratory activities

*** 17 cVDPV2 were isolated from Syria by other Global Polio Laboratories Network (GPLN)**



Table 6: Environmental isolate by year and type

Country	Status	2010	2011	2012	2013	2014	2015	2016	2017
AFG	NEGATIVE				9	78	129	183	176
	PENDING								29
	WILD					17	20	2	8
AFG Total					9	95	149	185	213
EGY	NEGATIVE	183	178	196	304	410	412	528	336
	PENDING								33
	WILD			2					
	VDPV1			1		1			
	VDPV2			7	3	2	3	1	
EGY Total		183	178	206	307	413	415	529	369
JOR	NEGATIVE							2	21
	PENDING								1
JOR Total								2	22
LEB	NEGATIVE							4	15
	PENDING								1
LEB Total								4	16
PAK	NEGATIVE	77	68	151	257	237	347	462	345
	PENDING								33
	WILD	79	136	88	63	125	79	59	67
	WILD & VDPV2				2	6	5	3	1
	VDPV2					4	8	5	4
PAK Total		156	204	239	322	372	439	529	450
EMR	NEGATIVE	260	246	347	570	725	888	1179	893
	PENDING								97
	WILD	79	136	90	63	142	99	61	75
	WILD & VDPV2				2	6	5	3	1
	VDPV1			1		1			0
VDPV2			7	3	6	11	6	4	
EMR Total		339	382	445	638	880	1003	1249	1070

Table 7: Environmental Wild/VDPV isolate by site

Year	Country	Status	Province	District	Count	First date	Last date	
2016	AFG	WILD1	HILMAND	NAHR-E-SARAJ	1	23-Dec	23-Dec	
			NANGARHAR	JALALABAD	1	26-Dec	26-Dec	
AFG Total					2	23-Dec	26-Dec	
2016	EGY	VDPV2	SOUTH SINIA	EL TUR	1	15-Mar	15-Mar	
EGY Total					1	15-Mar	15-Mar	
2016	PAK	WILD1	BALOCHISTAN	KABDULLAH	6	15-Jan	2-Dec	
				PISHIN	4	2-Aug	16-Sep	
				QUETTA	11	12-Feb	20-Nov	
			KHYBER PAKHTUNKHWA	DIKHAN	1	16-Jul	16-Jul	
				PESHAWAR	10	11-Jan	10-Dec	
				DERA GHAZI KHAN	1	12-May	12-May	
			PUNJAB	FAISALABAD	2	3-Feb	2-Jul	
				LAHORE	3	5-Aug	18-Oct	
				MULTAN	2	8-Nov	8-Dec	
				RAWALPINDI	4	14-Apr	10-Dec	
				HYDERABAD	1	5-Jan	5-Jan	
				JACOBABAD	3	4-Feb	16-Aug	
			SINDH	KHIBALDIA	1	14-Jul	14-Jul	
				KHIGADAP	4	27-Jan	9-Mar	
				KHIGIQBAL	2	18-Jan	15-Mar	
WILD1+VDPV2	BALOCHISTAN	QUETTA	3	20-Oct	12-Dec			
	BALOCHISTAN	QUETTA	4	20-Jun	28-Dec			
	SINDH	HYDERABAD	1	11-Jul	11-Jul			
PAK Total					67	5-Jan	28-Dec	
2016 Total					70	5-Jan	28-Dec	
2017	AFG	WILD1	HILMAND	LASHKARGAH	2	26-Apr	7-Jul	
			KANDAHAR	KANDAHAR	3	26-Jan	7-Jun	
			NANGARHAR	JALALABAD	3	24-Jan	21-Jun	
	AFG Total					8	24-Jan	7-Jul
	PAK	WILD1	BALOCHISTAN	KABDULLAH	9	1-Jan	1-Jul	
				PISHIN	4	2-Jan	3-Apr	
				QUETTA	10	1-Jan	28-Jul	
			ISLAMABAD	CDA	5	10-Feb	10-Jul	
				KHYBER PAKHTUNKHWA	PESHAWAR	5	10-Jan	10-Jun
				PUNJAB	MULTAN	1	9-Jan	9-Jan
			SINDH	RAWALPINDI	7	10-Jan	15-Aug	
				JACOBABAD	1	11-Aug	11-Aug	
				KAMBAR	1	15-Aug	15-Aug	
				KHIBALDIA	1	8-Aug	8-Aug	
				KHIGADAP	13	9-Jan	16-Aug	
KHIGIQBAL				4	3-Feb	10-Aug		
WILD1+VDPV2	BALOCHISTAN	KABDULLAH	1	15-Jul	15-Jul			
	BALOCHISTAN	PISHIN	1	2-May	2-May			
	QUETTA	3	3-Apr	29-May				
PAK Total					72	1-Jan	16-Aug	
2017 Total					80	1-Jan	16-Aug	



Figure 1: Non Polio AFP Rate and Wild Virus in EMR 01/01/2017 - 17/09/2017

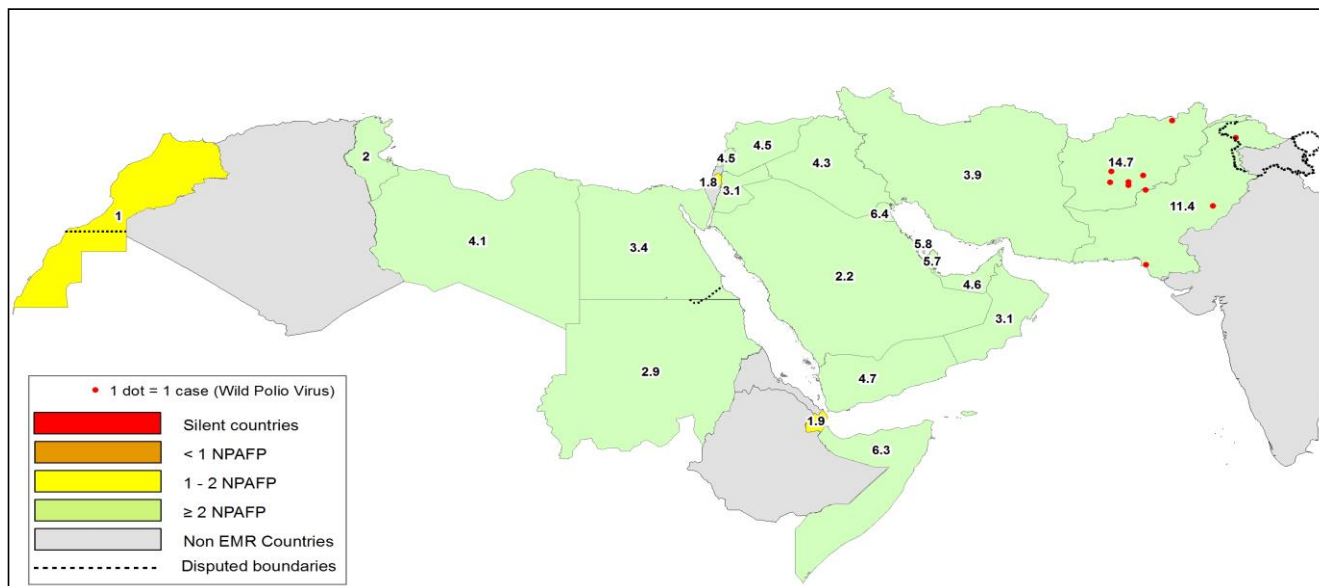


Figure 2: Percent of AFP cases with Adequate Samples & Compatible Cases in EMR 01/01/2017 - 17/09/2017

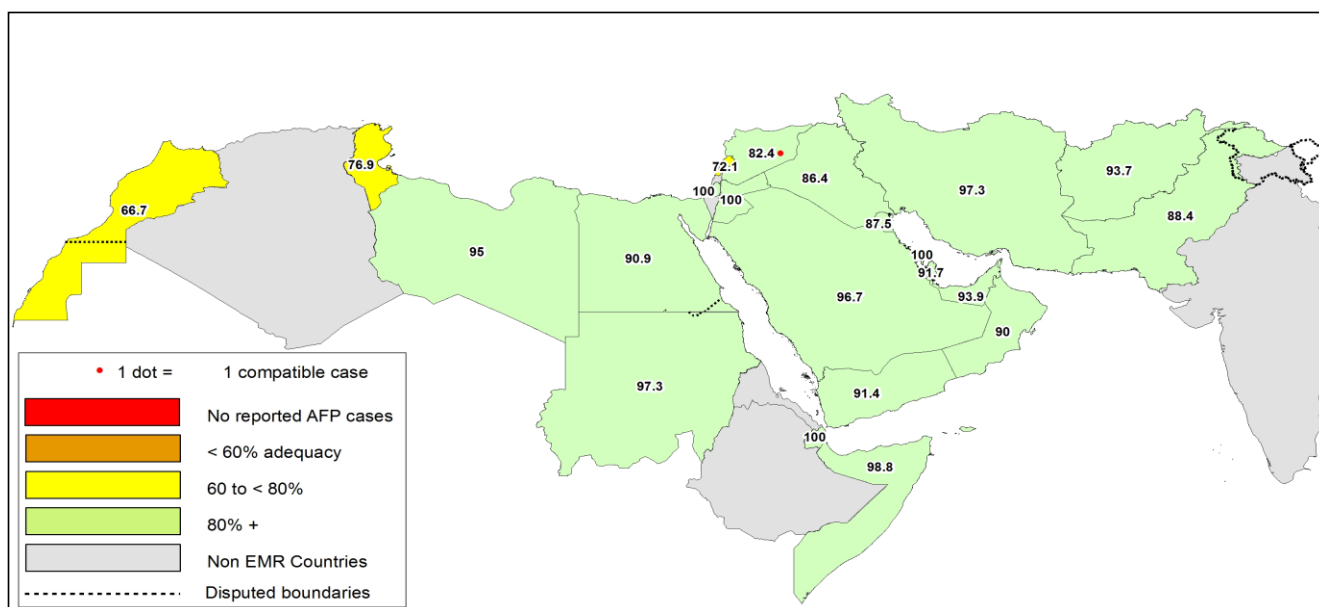


Table 8: Wild polio cases by country and date of onset of paralysis in EMR, 2016 - 2017

Year	COUNTRY	P1		
		Count	First Case	Last Case
2016	AFG	13	23-01-16	16-12-16
	PAK	20	17-01-16	22-12-16
2016 Total		33	17-01-16	22-12-16
2017	AFG	6	13-01-17	10-07-17
	PAK	4	28-01-17	11-08-17
2017 Total		10	13-01-17	11-08-17

Last reported wild Polio P3 from Pakistan with date of onset 18/04/2012



Figure 3: Non Polio AFP rate by Province in Afghanistan & by District in Pakistan 01/01/2017 - 17/09/2017

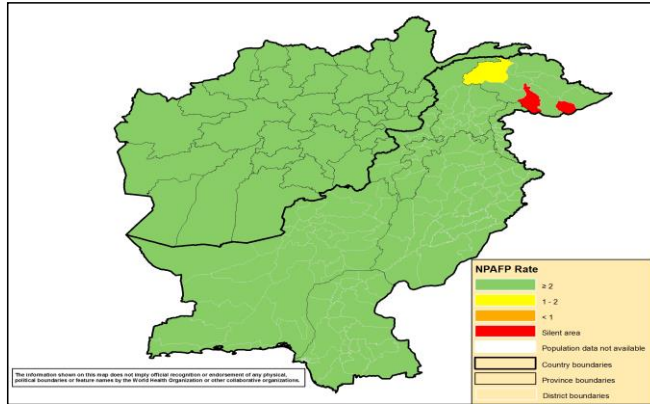


Figure 4: Percent of AFP cases with Adequate Samples in Afghanistan by Province & Pakistan by District 01/01/2017 - 17/09/2017

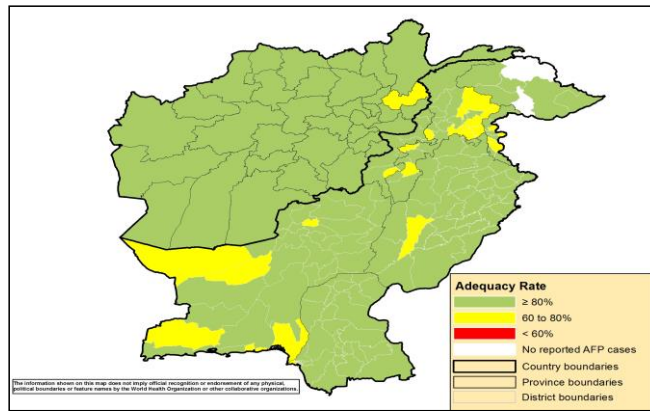
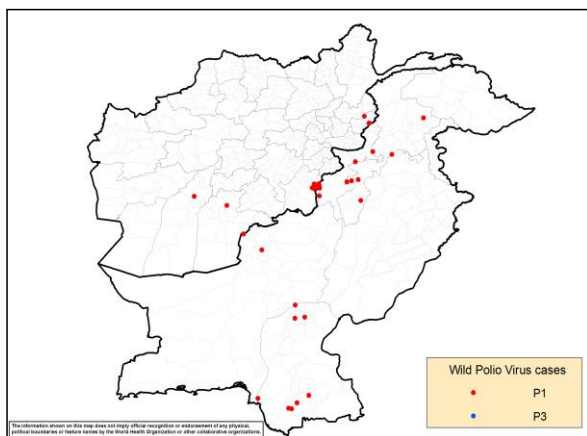
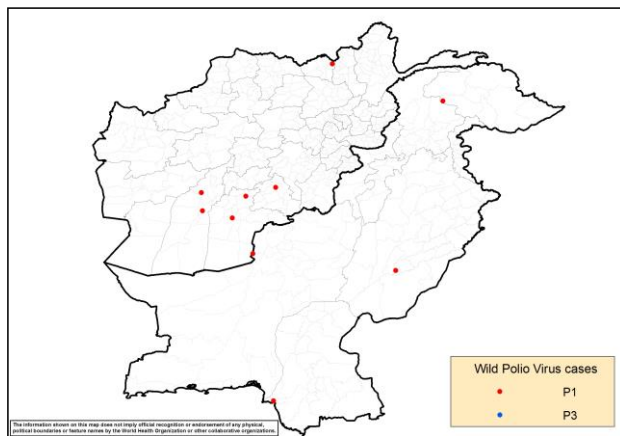


Figure 5: Wild Virus Cases by Type & District in Afghanistan & Pakistan

5a: 01/01/2016 - 31/12/2016



5b: 01/01/2017 - 17/09/2017





ONSETYR	PROVINCE	DISTRICT	Count	First case	Last case
2016	PAKTIKA	BERMEL	7	02-08-16	16-12-16
	KUNAR	SHIGAL WA SHEL TAN	4	01-02-16	29-05-16
	KAN DAHAR	SHAHWALIKOT	1	04-04-16	04-04-16
	HILMAND	NAWZAD	1	23-01-16	23-01-16
2016 Total			13	23-01-16	16-12-16
2017	ZABUL	ARGHANDAB (Z)	1	10-07-17	10-07-17
	KAN DAHAR	SHAHWALIKOT	1	19-06-17	19-06-17
		KAN DAHAR	1	13-01-17	13-01-17
	HILMAND	NAWZAD	1	16-04-17	16-04-17
		NAHR-E-SARAJ	1	21-01-17	21-01-17
KUNDUZ	DASHT-E-ARCHI	1	21-02-17	21-02-17	
2017 Total			6	13-01-17	10-07-17

ONSETYR	PROVINCE	DISTRICT	Count	First case	Last case
2016	BALOCHISTAN	KABDULAH	1	22-12-16	22-12-16
		QUETTA	1	01-02-16	01-02-16
	SINDH	SUJAWAL	2	03-09-16	03-11-16
		BADIN	2	10-10-16	16-10-16
		SHIKARPUR	2	05-03-16	12-04-16
		JACOBABAD	1	10-02-16	10-02-16
		KHIGADAP	1	17-01-16	17-01-16
		KOHI STAN	1	03-09-16	03-09-16
	KHYBER PAKHTOON	DIKHAN	1	06-06-16	06-06-16
		BANNU	3	22-03-16	26-04-16
		PESHAWAR	1	12-02-16	12-02-16
		HANGU	1	09-02-16	09-02-16
		NOWSHERA	1	22-01-16	22-01-16
	FATA	WAZIR-S	2	18-06-16	27-07-16
2016 Total			20	17-01-16	22-12-16
2017	SINDH	KHIGIQBAL	1	11-08-17	11-08-17
	BALOCHISTAN	KABDULAH	1	11-06-17	11-06-17
	GILGIT BALTISTAN	DIAMIR	1	13-02-17	13-02-17
	PUNJAB	LODHRAN	1	28-01-17	28-01-17
2017 Total			4	28-01-17	11-08-17

Table 11: Circulating VDPV cases and date of onset of paralysis in EMR countries by districts 2016 - 2017

Year	COUNTRY	PROVINCE	DISTRICT	cVDPV2		
				Count	First Case	Last Case
2016	PAK	BALOCHISTAN	QUETTA	1	17-12-16	17-12-16
			PAK Total	1	17-12-16	17-12-16
2016 Total				1	17-12-16	17-12-16
2017	SYR	HOMS	TADMOUR	1	10-07-17	10-07-17
		DEIR_AL_ZOUR	DEIR ALZOUR	1	30-06-17	30-06-17
		DEIR_AL_ZOUR	BOKAMAL	3	25-06-17	13-07-17
		DEIR_AL_ZOUR	MAYADEEN	33	05-03-17	07-07-17
		RAQUA	TALABYAD	1	25-04-17	25-04-17
SYR Total				39	05-03-17	13-07-17
2017 Total				39	05-03-17	13-07-17

